


# MBA

# 2022.1

## Timing Pulleys

Aluminium & Steel



Pitch / Product	Page
Idler Pulleys (Various Pitches)	3
1mm T01	3-4
1.5mm GT2	4-5
2mm GT2	5-12
2.032mm MXL	12-16
2.073mm 40DP (LT)	16-20
2.5mm T2.5	20
3mm GT2 & HTD	20-31
5mm AT5	31-32
5mm GT2 & HTD Taperlock	32-33
5mm GT2 & HTD Through Bore	33-41
5mm T5	41-43
5.08mm XL (1/5")	43-50
8mm GT & HTD Taperlock	50-52
8mm GT & HTD Through Bore	52
9.525mm L (3/8") Taperlock	52-53
9.525mm L (3/8") Through Bore	53-57
10mm AT10	57-58
10mm T10	58-59
12.7mm H (1/2") Taperlock	59-60
12.7mm H (1/2") Through Bore	60-62
14mm GT & HTD	62-64
QD Bushings	71-80
Taperlock Bushings	64-71

Simply enter the part number from this catalogue into the search box on any web page for pricing, delivery and to order online.

# Prefixes and Suffixes

<b>P</b>	<b>-</b>	<b>050G</b>	<b>-</b>	<b>014</b>	<b>-</b>	<b>060</b>	<b>FF</b>	<b>-</b>	<b>AL</b>	<b>-</b>	<b>G</b>	<b>-</b>	<b>032</b>
1		2		3		4	5		6		7		8

**1: Product Identifier**  
P: Pulley

**2: Pitch:**

- 010T: 1mm T01 Trapezoidal
- 020G: 2mm GT2 Curvilinear
- MXL: 2.032mm MXL Trapezoidal
- 40D: 2.073 40DP Trapezoidal
- 025T: 2.5mm T2.5 Trapezoidal
- 030G: 3mm GT2 Curvilinear
- 030H: 3mm HTD Curvilinear
- 050A: 5mm AT5 Trapezoidal
- 050G: 5mm GT2 Curvilinear
- 050H: 5mm HTD Curvilinear
- 050T: 5mm T5 Trapezoidal
- XL: 5.08mm (1/5") XL Trapezoidal
- 080H: 8mm HTD Curvilinear
- L9: 9.525mm (3/8") Trapezoidal
- 100A: 10mm AT10 Trapezoidal
- 100T: 10mm T10 Trapezoidal
- H: 12.7mm H Trapezoidal

**4: Width in mm to 1 decimal (ie 060 = 6mm)**

**5: Flanges**

- FF: Double Flanged
- FH: Flange and Hub that acts as a flange
- P: Plain, No Flanges
- SF: Single Flanged

**6: Material**

- AL: Aluminium
- CB: Cast Iron with Black Oxide Coating
- SB: Steel with Black Oxide Coating

**7: Locking**

- C: Socket Cap Screw Clamp
- E: EZ Lock Hub
- G: Grub Screw (Set Screw)
- GN: Grub Screw Between Teeth (No Hub Type)

**8: Bore Size**

- U: Unfinished Bore
- 030: 3mm
- 032: 3.175mm
- 040: 4mm
- 048: 4.762mm
- 050: 5mm
- 060: 6mm
- 064: 6.35mm
- 079: 7.938mm
- 080: 8mm
- 095: 9.525mm
- 100: 10mm
- 120: 12mm
- 127: 12.7mm

Other variations follow the same basic pattern

**3: Number of teeth**

**Do not match T series belts with AT series pulleys & vice versa.**

**See TIPS at the back of catalogue for cross compatibility of curvilinear pitches.**



## Taperlock Pulleys

Match with a taperlock bush with your required shaft. Reduce inventory by holding one pulley and a range of inexpensive taperlock bushes to suit many shaft sizes.

This catalogue is designed to quickly find parts that may suit your requirement. More information is available online including hub types, hub diameters, flange diameters, overall lengths and other details.

These are just some of the most commonly used suffixes. Please refer to MBA for information on suffixes not listed.

# Idler

All dimensions are shown as mm (inches)

Suits Belt Type	Style	Number of Teeth / O.D.	Bore (B)	Face Width (F)	Bearing Type	Part Number
HTD 3mm	Plain	28 / 26.0	6.350 (0.250")	12.70 (0.50")	Needle Roller	** ID-P030H-28-012-064R
HTD 5mm	Plain	22 / 33.9	12.700 (0.500")	19.05 (0.75")	Needle Roller	* ID-P050H-22-019-127R
XL 5.08mm (1/5 in.)	Flanged	22 / 35.1	12.700 (0.500")	19.05 (0.75")	Needle Roller	* ID-PXL-22-019-127R
XL 5.08mm (1/5 in.)	Flanged	24 / 38.3	12.700 (0.500")	12.70 (0.50")	Needle Roller	* ID-PXL-24-012-127R
HTD 8mm	Plain	19 / 47.0	25.400 (1.000")	33.35 (1.31")	Needle Roller	ID-P080H-19-030-254R
HTD 8mm	Plain	20 / 72.6	25.400 (1.000")	52.40 (2.06")	Needle Roller	ID-P080H-29-050-254R
HTD 8mm	Plain	29 / 72.6	19.050 (0.750")	52.39 (2.06")	Ball Bearing	ID-P080H-29-052-191B
HTD 8mm	Plain	29 / 72.6	25.400 (1.000")	87.30 (3.44")	Needle Roller	ID-P080H-29-085-254R
HTD 8mm	Plain	29 / 72.6	19.050 (0.750")	87.31 (3.44")	Ball Bearing	ID-P080H-29-087-191B
GT2 8mm	Flanged	32 / 80.1	31.750 (1.250")	31.49 (1.24")	Needle Roller	* ID-P080G-32-020-318R
GT2 8mm	Flanged	36 / 90.3	TBA	47.24 (1.86")	Needle Roller	* ID-P080G-36-030-485R
L 9.525mm (3/8 in.)	Flanged	18 / 53.8	25.400 (1.000")	25.4 (1.00")	Needle Roller	* ID-PL9-18-025-254R
L 9.525mm (3/8 in.)	Plain	22 / 66.1	25.400 (1.000")	25.4 (1.00")	Needle Roller	ID-PL9-22-025-254R
H 12.7mm (1/2 in.)	Plain	16 / 63.5	25.400 (1.000")	25.4 (1.00")	Needle Roller	ID-PH-16-025-254R
H 12.7mm (1/2 in.)	Plain	16 / 63.5	25.400 (1.000")	50.8 (2.00")	Needle Roller	ID-PH-16-051-254R
H 12.7mm (1/2 in.)	Flanged	18 / 67.3	25.400 (1.000")	76.2 (3.00")	Needle Roller	* ID-PH-18-076-254R
HTD 14mm	Plain	27 / 117.5	25.400 (1.000")	41.28 (1.63")	Ball Bearing	ID-P140H-27-041-254B
HTD 14mm	Plain	27 / 117.5	25.400 (1.000")	41.28 (1.63")	Needle Roller	ID-P140H-27-041-254R
HTD 14mm	Plain	27 / 117.5	25.400 (1.000")	58.74 (2.31")	Ball Bearing	ID-P140H-27-058-254B
HTD 14mm	Plain	27 / 117.5	25.400 (1.000")	58.74 (2.31")	Needle Roller	ID-P140H-27-058-254R
HTD 14mm	Plain	27 / 117.5	25.400 (1.000")	88.90 (3.50")	Needle Roller	ID-P140H-27-088-254R
HTD 14mm	Plain	27 / 117.5	34.930 (1.375")	88.90 (3.50")	Ball Bearing	ID-P140H-27-088-349B
HTD 14mm	Plain	30 / 130.9	TBA	52.32 (2.06")	Needle Roller	* ID-P140G-30-040-648R
HTD 14mm	Plain	31 / 135.5	38.100 (1.500")	120.65 (4.75")	Ball Bearing	ID-P140H-31-120-381B
HTD 14mm	Flanged	31 / 135.5	38.100 (1.500")	120.65 (4.75")	Needle Roller	* ID-P140H-31-120-381R
GT2 14mm	Flanged	34 / 148.7	TBA	84.58 (3.33")	Needle Roller	* ID-P140G-34-055-859R

# 1mm - T01 Trapezoidal Through Bore

All dimensions are shown as mm (inches)

Teeth	Pitch Dia. (PD)	Max Belt Width	Bore (d)	Locking Type	Type	Part Number
18	5.73 (0.23")	3.0 (0.12")	2.000 (0.079")	Set Screw M2	Flanged (FH)	* P-010T-018-030FH-AL-G-020
18	5.73 (0.23")	6.0 (0.24")	2.000 (0.079")	Set Screw M2	Flanged (FH)	* P-010T-018-060FH-AL-G-020
20	6.36 (0.25")	3.0 (0.12")	2.000 (0.079")	Set Screw M2	Flanged (FH)	* P-010T-020-030FH-AL-G-020
20	6.36 (0.25")	3.0 (0.12")	3.000 (0.118")	Set Screw M2	Flanged (FH)	* P-010T-020-030FH-AL-G-030
20	6.36 (0.25")	6.0 (0.24")	2.000 (0.079")	Set Screw M2	Flanged (FH)	* P-010T-020-060FH-AL-G-020
20	6.36 (0.25")	6.0 (0.24")	3.000 (0.118")	Set Screw M2	Flanged (FH)	* P-010T-020-060FH-AL-G-030
21	6.68 (0.26")	3.0 (0.12")	2.000 (0.079")	Set Screw M2	Flanged (FH)	* P-010T-021-030FH-AL-G-020
21	6.68 (0.26")	3.0 (0.12")	3.000 (0.118")	Set Screw M2	Flanged (FH)	* P-010T-021-030FH-AL-G-030
21	6.68 (0.26")	6.0 (0.24")	2.000 (0.079")	Set Screw M2	Flanged (FH)	* P-010T-021-060FH-AL-G-020
21	6.68 (0.26")	6.0 (0.24")	3.000 (0.118")	Set Screw M2	Flanged (FH)	* P-010T-021-060FH-AL-G-030
22	7.00 (0.28")	3.0 (0.12")	2.000 (0.079")	Set Screw M2	Flanged (FH)	* P-010T-022-030FH-AL-G-020
22	7.00 (0.28")	3.0 (0.12")	3.000 (0.118")	Set Screw M2	Flanged (FH)	* P-010T-022-030FH-AL-G-030
22	7.00 (0.28")	6.0 (0.24")	2.000 (0.079")	Set Screw M2	Flanged (FH)	* P-010T-022-060FH-AL-G-020
22	7.00 (0.28")	6.0 (0.24")	3.000 (0.118")	Set Screw M2	Flanged (FH)	* P-010T-022-060FH-AL-G-030
24	7.64 (0.30")	3.0 (0.12")	3.000 (0.118")	Set Screw M2	Flanged (FH)	* P-010T-024-030FH-AL-G-030
24	7.64 (0.30")	3.0 (0.12")	4.000 (0.157")	Set Screw M2	Flanged (FH)	* P-010T-024-030FH-AL-G-040
24	7.64 (0.30")	6.0 (0.24")	3.000 (0.118")	Set Screw M2	Flanged (FH)	* P-010T-024-060FH-AL-G-030
24	7.64 (0.30")	6.0 (0.24")	4.000 (0.157")	Set Screw M2	Flanged (FH)	* P-010T-024-060FH-AL-G-040
25	7.95 (0.31")	3.0 (0.12")	3.000 (0.118")	Set Screw M2	Flanged (FH)	* P-010T-025-030FH-AL-G-030
25	7.95 (0.31")	3.0 (0.12")	4.000 (0.157")	Set Screw M2	Flanged (FH)	* P-010T-025-030FH-AL-G-040
25	7.95 (0.31")	6.0 (0.24")	3.000 (0.118")	Set Screw M2	Flanged (FH)	* P-010T-025-060FH-AL-G-030
25	7.95 (0.31")	6.0 (0.24")	4.000 (0.157")	Set Screw M2	Flanged (FH)	* P-010T-025-060FH-AL-G-040
28	8.91 (0.35")	3.0 (0.12")	3.000 (0.118")	Set Screw M2	Flanged (FH)	* P-010T-028-030FH-AL-G-030
28	8.91 (0.35")	3.0 (0.12")	4.000 (0.157")	Set Screw M2	Flanged (FH)	* P-010T-028-030FH-AL-G-040
28	8.91 (0.35")	6.0 (0.24")	3.000 (0.118")	Set Screw M2	Flanged (FH)	* P-010T-028-060FH-AL-G-030
28	8.91 (0.35")	6.0 (0.24")	4.000 (0.157")	Set Screw M2	Flanged (FH)	* P-010T-028-060FH-AL-G-040

Stocked or Short Delivery

Usually Available Short Delivery

Long delivery or not in current production

\* Large Minimum Quantities

\*\* Available only while stock lasts

1mm - T01 Trapezoidal Through Bore				All dimensions are shown as mm (inches)		
Teeth	Pitch Dia. (PD)	Max Belt Width	Bore (d)	Locking Type	Type	Part Number
30	9.55 (0.38")	3.0 (0.12")	3.000 (0.118")	Set Screw M2	Flanged (FH)	* P-010T-030-030FH-AL-G-030
30	9.55 (0.38")	3.0 (0.12")	4.000 (0.157")	Set Screw M2	Flanged (FH)	* P-010T-030-030FH-AL-G-040
30	9.55 (0.38")	6.0 (0.24")	3.000 (0.118")	Set Screw M2	Flanged (FH)	* P-010T-030-060FH-AL-G-030
30	9.55 (0.38")	6.0 (0.24")	4.000 (0.157")	Set Screw M2	Flanged (FH)	* P-010T-030-060FH-AL-G-040
35	11.14 (0.44")	3.0 (0.12")	3.000 (0.118")	Set Screw M2	Flanged (FH)	* P-010T-035-030FH-AL-G-030
35	11.14 (0.44")	3.0 (0.12")	4.000 (0.157")	Set Screw M2	Flanged (FH)	* P-010T-035-030FH-AL-G-040
35	11.14 (0.44")	6.0 (0.24")	3.000 (0.118")	Set Screw M2	Flanged (FH)	* P-010T-035-060FH-AL-G-030
35	11.14 (0.44")	6.0 (0.24")	4.000 (0.157")	Set Screw M2	Flanged (FH)	* P-010T-035-060FH-AL-G-040
40	12.73 (0.50")	3.0 (0.12")	3.000 (0.118")	Set Screw M2	Flanged (FH)	* P-010T-040-030FH-AL-G-030
40	12.73 (0.50")	3.0 (0.12")	4.000 (0.157")	Set Screw M2	Flanged (FH)	* P-010T-040-030FH-AL-G-040
40	12.73 (0.50")	6.0 (0.24")	3.000 (0.118")	Set Screw M2	Flanged (FH)	* P-010T-040-060FH-AL-G-030
40	12.73 (0.50")	6.0 (0.24")	4.000 (0.157")	Set Screw M2	Flanged (FH)	** P-010T-040-060FH-AL-G-040
45	14.32 (0.56")	3.0 (0.12")	3.000 (0.118")	Set Screw M2	Flanged (FH)	** P-010T-045-030FH-AL-G-030
45	14.32 (0.56")	3.0 (0.12")	4.000 (0.157")	Set Screw M2	Flanged (FH)	* P-010T-045-030FH-AL-G-040
45	14.32 (0.56")	6.0 (0.24")	3.000 (0.118")	Set Screw M2	Flanged (FH)	* P-010T-045-060FH-AL-G-030
45	14.32 (0.56")	6.0 (0.24")	4.000 (0.157")	Set Screw M2	Flanged (FH)	* P-010T-045-060FH-AL-G-040
50	15.91 (0.63")	3.0 (0.12")	4.000 (0.157")	Set Screw M2	Flanged (FF)	* P-010T-050-030FF-AL-G-040
50	15.91 (0.63")	3.0 (0.12")	4.000 (0.157")	Set Screw M2	Unflanged (P)	* P-010T-050-030P-AL-G-040
50	15.91 (0.63")	6.0 (0.24")	4.000 (0.157")	Set Screw M2	Flanged (FF)	* P-010T-050-060FF-AL-G-040
50	15.91 (0.63")	6.0 (0.24")	4.000 (0.157")	Set Screw M2	Unflanged (P)	* P-010T-050-060P-AL-G-040
55	17.50 (0.69")	3.0 (0.12")	4.000 (0.157")	Set Screw M2	Flanged (FF)	* P-010T-055-030FF-AL-G-040
55	17.50 (0.69")	3.0 (0.12")	4.000 (0.157")	Set Screw M2	Unflanged (P)	* P-010T-055-030P-AL-G-040
55	17.50 (0.69")	6.0 (0.24")	4.000 (0.157")	Set Screw M2	Flanged (FF)	* P-010T-055-060FF-AL-G-040
55	17.50 (0.69")	6.0 (0.24")	4.000 (0.157")	Set Screw M2	Unflanged (P)	* P-010T-055-060P-AL-G-040
60	19.09 (0.75")	3.0 (0.12")	5.000 (0.197")	Set Screw M2.5	Flanged (FF)	* P-010T-060-030FF-AL-G-050
60	19.09 (0.75")	3.0 (0.12")	5.000 (0.197")	Set Screw M2.5	Unflanged (P)	* P-010T-060-030P-AL-G-050
60	19.09 (0.75")	6.0 (0.24")	5.000 (0.197")	Set Screw M2.5	Flanged (FF)	* P-010T-060-060FF-AL-G-050
60	19.09 (0.75")	6.0 (0.24")	5.000 (0.197")	Set Screw M2.5	Unflanged (P)	* P-010T-060-060P-AL-G-050
65	20.68 (0.81")	3.0 (0.12")	5.000 (0.197")	Set Screw M2.5	Flanged (FF)	* P-010T-065-030FF-AL-G-050
65	20.68 (0.81")	3.0 (0.12")	5.000 (0.197")	Set Screw M2.5	Unflanged (P)	* P-010T-065-030P-AL-G-050
65	20.68 (0.81")	6.0 (0.24")	5.000 (0.197")	Set Screw M2.5	Flanged (FF)	* P-010T-065-060FF-AL-G-050
65	20.68 (0.81")	6.0 (0.24")	5.000 (0.197")	Set Screw M2.5	Unflanged (P)	* P-010T-065-060P-AL-G-050
70	22.27 (0.88")	3.0 (0.12")	5.000 (0.197")	Set Screw M2.5	Flanged (FF)	* P-010T-070-030FF-AL-G-050
70	22.27 (0.88")	3.0 (0.12")	5.000 (0.197")	Set Screw M2.5	Unflanged (P)	* P-010T-070-030P-AL-G-050
70	22.27 (0.88")	6.0 (0.24")	5.000 (0.197")	Set Screw M2.5	Flanged (FF)	* P-010T-070-060FF-AL-G-050
70	22.27 (0.88")	6.0 (0.24")	5.000 (0.197")	Set Screw M2.5	Unflanged (P)	* P-010T-070-060P-AL-G-050
75	23.86 (0.94")	3.0 (0.12")	5.000 (0.197")	Set Screw M2.5	Flanged (FF)	* P-010T-075-030FF-AL-G-050
75	23.86 (0.94")	3.0 (0.12")	5.000 (0.197")	Set Screw M2.5	Unflanged (P)	* P-010T-075-030P-AL-G-050
75	23.86 (0.94")	6.0 (0.24")	5.000 (0.197")	Set Screw M2.5	Flanged (FF)	* P-010T-075-060FF-AL-G-050
75	23.86 (0.94")	6.0 (0.24")	5.000 (0.197")	Set Screw M2.5	Unflanged (P)	* P-010T-075-060P-AL-G-050

1.5mm - GT2 Curvilinear Through Bore				All dimensions are shown as mm (inches)		
Teeth	Pitch Dia. (PD)	Max Belt Width	Bore (d)	Locking Type	Type	Part Number
36	17.18 (0.68")	3.0 (0.12")	3.000 (0.118")	Cap Screw Clamp	Flanged (FF)	* P-015G-036-030FF-AL-C-030
38	18.14 (0.71")	3.0 (0.12")	3.000 (0.118")	Cap Screw Clamp	Flanged (FF)	* P-015G-038-030FF-AL-C-030
40	19.09 (0.75")	3.0 (0.12")	3.000 (0.118")	Cap Screw Clamp	Flanged (FF)	* P-015G-040-030FF-AL-C-030
42	20.04 (0.79")	3.0 (0.12")	3.000 (0.118")	Cap Screw Clamp	Flanged (FF)	* P-015G-042-030FF-AL-C-030
42	20.04 (0.79")	3.0 (0.12")	4.000 (0.157")	Cap Screw Clamp	Flanged (FF)	* P-015G-042-030FF-AL-C-040
42	20.04 (0.79")	3.0 (0.12")	5.000 (0.197")	Cap Screw Clamp	Flanged (FF)	* P-015G-042-030FF-AL-C-050
44	21.00 (0.83")	3.0 (0.12")	3.000 (0.118")	Cap Screw Clamp	Flanged (FF)	* P-015G-044-030FF-AL-C-030
44	21.00 (0.83")	3.0 (0.12")	4.000 (0.157")	Cap Screw Clamp	Flanged (FF)	* P-015G-044-030FF-AL-C-040
44	21.00 (0.83")	3.0 (0.12")	5.000 (0.197")	Cap Screw Clamp	Flanged (FF)	* P-015G-044-030FF-AL-C-050
44	21.00 (0.83")	3.0 (0.12")	6.000 (0.236")	Cap Screw Clamp	Flanged (FF)	* P-015G-044-030FF-AL-C-060
46	21.95 (0.86")	3.0 (0.12")	3.000 (0.118")	Cap Screw Clamp	Flanged (FF)	* P-015G-046-030FF-AL-C-030
46	21.95 (0.86")	3.0 (0.12")	4.000 (0.157")	Cap Screw Clamp	Flanged (FF)	* P-015G-046-030FF-AL-C-040

## 1.5mm - GT2 Curvilinear Through Bore

All dimensions are shown as mm (inches)

Teeth	Pitch Dia. (PD)	Max Belt Width	Bore (d)	Locking Type	Type	Part Number
46	21.95 (0.86")	3.0 (0.12")	5.000 (0.197")	Cap Screw Clamp	Flanged (FF)	* P-015G-046-030FF-AL-C-050
46	21.95 (0.86")	3.0 (0.12")	6.000 (0.236")	Cap Screw Clamp	Flanged (FF)	* P-015G-046-030FF-AL-C-060
48	22.91 (0.90")	3.0 (0.12")	3.000 (0.118")	Cap Screw Clamp	Flanged (FF)	* P-015G-048-030FF-AL-C-030
48	22.91 (0.90")	3.0 (0.12")	4.000 (0.157")	Cap Screw Clamp	Flanged (FF)	* P-015G-048-030FF-AL-C-040
48	22.91 (0.90")	3.0 (0.12")	5.000 (0.197")	Cap Screw Clamp	Flanged (FF)	* P-015G-048-030FF-AL-C-050
48	22.91 (0.90")	3.0 (0.12")	6.000 (0.236")	Cap Screw Clamp	Flanged (FF)	* P-015G-048-030FF-AL-C-060

## 2mm - GT2 Curvilinear Through Bore

All dimensions are shown as mm (inches)

Teeth	Pitch Dia. (PD)	Max Belt Width	Bore (d)	Locking Type	Type	Part Number
12	7.64 (0.30")	3.0 (0.12")	3.000 (0.118")	Set Screw	Flanged (FH)	** P-020G-012-030FH-AL-G-030
12	7.64 (0.30")	3.0 (0.12")	3.175 (0.125")	Set Screw	Flanged (FH)	P-020G-012-030FH-AL-G-032
12	7.64 (0.30")	6.0 (0.24")	3.000 (0.118")	Set Screw	Flanged (FH)	* P-020G-012-060FH-AL-G-030
12	7.64 (0.30")	6.0 (0.24")	3.175 (0.125")	Set Screw	Flanged (FH)	P-020G-012-060FH-AL-G-032
12	7.64 (0.30")	9.0 (0.35")	3.000 (0.118")	Set Screw	Flanged (FH)	* P-020G-012-090FH-AL-G-030
12	7.64 (0.30")	9.0 (0.35")	3.175 (0.125")	Set Screw	Flanged (FH)	P-020G-012-090FH-AL-G-032
13	8.27 (0.33")	3.0 (0.12")	3.000 (0.118")	Set Screw	Flanged (FH)	P-020G-013-030FH-AL-G-030
13	8.27 (0.33")	3.0 (0.12")	3.175 (0.125")	Set Screw	Flanged (FH)	P-020G-013-030FH-AL-G-032
13	8.27 (0.33")	6.0 (0.24")	3.000 (0.118")	Set Screw	Flanged (FH)	* P-020G-013-060FH-AL-G-030
13	8.27 (0.33")	6.0 (0.24")	3.175 (0.125")	Set Screw	Flanged (FH)	P-020G-013-060FH-AL-G-032
13	8.27 (0.33")	9.0 (0.35")	3.000 (0.118")	Set Screw	Flanged (FH)	* P-020G-013-090FH-AL-G-030
13	8.27 (0.33")	9.0 (0.35")	3.175 (0.125")	Set Screw	Flanged (FH)	P-020G-013-090FH-AL-G-032
14	8.91 (0.35")	3.0 (0.12")	3.000 (0.118")	Set Screw	Flanged (FH)	* P-020G-014-030FH-AL-G-030
14	8.91 (0.35")	3.0 (0.12")	3.175 (0.125")	Set Screw	Flanged (FH)	P-020G-014-030FH-AL-G-032
14	8.91 (0.35")	6.0 (0.24")	3.000 (0.118")	Set Screw	Flanged (FH)	* P-020G-014-060FH-AL-G-030
14	8.91 (0.35")	6.0 (0.24")	3.175 (0.125")	Set Screw	Flanged (FH)	P-020G-014-060FH-AL-G-032
14	8.91 (0.35")	9.0 (0.35")	3.000 (0.118")	Set Screw	Flanged (FH)	* P-020G-014-090FH-AL-G-030
14	8.91 (0.35")	9.0 (0.35")	3.175 (0.125")	Set Screw	Flanged (FH)	P-020G-014-090FH-AL-G-032
15	9.55 (0.38")	3.0 (0.12")	4.000 (0.157")	Set Screw	Flanged (FH)	* P-020G-015-030FH-AL-G-040
15	9.55 (0.38")	3.0 (0.12")	4.763 (0.188")	Set Screw	Flanged (FH)	P-020G-015-030FH-AL-G-048
15	9.55 (0.38")	6.0 (0.24")	4.763 (0.188")	EZ-Lock Hub	Flanged (FH)	P-020G-015-060FH-AL-E-048
15	9.55 (0.38")	6.0 (0.24")	5.000 (0.197")	EZ-Lock Hub	Flanged (FH)	P-020G-015-060FH-AL-E-050
15	9.55 (0.38")	6.0 (0.24")	4.000 (0.157")	Set Screw	Flanged (FH)	* P-020G-015-060FH-AL-G-040
15	9.55 (0.38")	6.0 (0.24")	4.763 (0.188")	Set Screw	Flanged (FH)	P-020G-015-060FH-AL-G-048
15	9.55 (0.38")	9.0 (0.35")	4.000 (0.157")	Set Screw	Flanged (FH)	* P-020G-015-090FH-AL-G-040
15	9.55 (0.38")	9.0 (0.35")	4.763 (0.188")	Set Screw	Flanged (FH)	P-020G-015-090FH-AL-G-048
16	10.18 (0.40")	3.0 (0.12")	4.000 (0.157")	Set Screw	Flanged (FH)	* P-020G-016-030FH-AL-G-040
16	10.18 (0.40")	3.0 (0.12")	4.763 (0.188")	Set Screw	Flanged (FH)	P-020G-016-030FH-AL-G-048
16	10.18 (0.40")	6.0 (0.24")	4.763 (0.188")	EZ-Lock Hub	Flanged (FH)	P-020G-016-060FH-AL-E-048
16	10.18 (0.40")	6.0 (0.24")	5.000 (0.197")	EZ-Lock Hub	Flanged (FH)	P-020G-016-060FH-AL-E-050
16	10.18 (0.40")	6.0 (0.24")	4.000 (0.157")	Set Screw	Flanged (FH)	* P-020G-016-060FH-AL-G-040
16	10.18 (0.40")	6.0 (0.24")	4.763 (0.188")	Set Screw	Flanged (FH)	P-020G-016-060FH-AL-G-048
16	10.18 (0.40")	6.0 (0.24")	5.000 (0.197")	Set Screw	Flanged (FH)	P-020G-016-060FH-AL-G-050
16	10.18 (0.40")	9.0 (0.35")	4.000 (0.157")	Set Screw	Flanged (FH)	* P-020G-016-090FH-AL-G-040
16	10.18 (0.40")	9.0 (0.35")	4.763 (0.188")	Set Screw	Flanged (FH)	P-020G-016-090FH-AL-G-048
17	10.82 (0.43")	3.0 (0.12")	4.000 (0.157")	Set Screw	Flanged (FF)	* P-020G-017-030FF-AL-G-040
17	10.82 (0.43")	3.0 (0.12")	4.763 (0.188")	Set Screw	Flanged (FF)	P-020G-017-030FF-AL-G-048
17	10.82 (0.43")	3.0 (0.12")	6.000 (0.236")	Set Screw	Flanged (FH)	* P-020G-017-030FH-AL-G-060
17	10.82 (0.43")	3.0 (0.12")	6.350 (0.250")	Set Screw	Flanged (FH)	P-020G-017-030FH-AL-G-064
17	10.82 (0.43")	6.0 (0.24")	4.000 (0.157")	Set Screw	Flanged (FF)	* P-020G-017-060FF-AL-G-040
17	10.82 (0.43")	6.0 (0.24")	4.763 (0.188")	Set Screw	Flanged (FF)	P-020G-017-060FF-AL-G-048
17	10.82 (0.43")	6.0 (0.24")	6.000 (0.236")	Set Screw	Flanged (FH)	P-020G-017-060FH-AL-G-060
17	10.82 (0.43")	6.0 (0.24")	6.350 (0.250")	Set Screw	Flanged (FH)	P-020G-017-060FH-AL-G-064
17	10.82 (0.43")	9.0 (0.35")	4.000 (0.157")	Set Screw	Flanged (FF)	* P-020G-017-090FF-AL-G-040
17	10.82 (0.43")	9.0 (0.35")	4.763 (0.188")	Set Screw	Flanged (FF)	P-020G-017-090FF-AL-G-048
17	10.82 (0.43")	9.0 (0.35")	6.000 (0.236")	Set Screw	Flanged (FH)	* P-020G-017-090FH-AL-G-060

Stocked or Short Delivery

Usually Available Short Delivery

Long delivery or not in current production

\* Large Minimum Quantities

\*\* Available only while stock lasts

## 2mm - GT2 Curvilinear Through Bore

All dimensions are shown as mm (inches)

Teeth	Pitch Dia. (PD)	Max Belt Width	Bore (d)	Locking Type	Type	Part Number
17	10.82 (0.43")	9.0 (0.35")	6.350 (0.250")	Set Screw	Flanged (FH)	<b>P-020G-017-090FH-AL-G-064</b>
18	11.45 (0.45")	3.0 (0.12")	4.000 (0.157")	Set Screw	Flanged (FF)	* P-020G-018-030FF-AL-G-040
18	11.45 (0.45")	3.0 (0.12")	4.763 (0.188")	Set Screw	Flanged (FF)	<b>P-020G-018-030FF-AL-G-048</b>
18	11.45 (0.45")	3.0 (0.12")	6.000 (0.236")	Set Screw	Flanged (FH)	* P-020G-018-030FH-AL-G-060
18	11.45 (0.45")	3.0 (0.12")	6.350 (0.250")	Set Screw	Flanged (FH)	<b>P-020G-018-030FH-AL-G-064</b>
18	11.45 (0.45")	6.0 (0.24")	4.000 (0.157")	Set Screw	Flanged (FF)	* P-020G-018-060FF-AL-G-040
18	11.45 (0.45")	6.0 (0.24")	4.763 (0.188")	Set Screw	Flanged (FF)	<b>P-020G-018-060FF-AL-G-048</b>
18	11.45 (0.45")	6.0 (0.24")	4.763 (0.188")	EZ-Lock Hub	Flanged (FH)	<b>P-020G-018-060FH-AL-E-048</b>
18	11.45 (0.45")	6.0 (0.24")	5.000 (0.197")	EZ-Lock Hub	Flanged (FH)	<b>P-020G-018-060FH-AL-E-050</b>
18	11.45 (0.45")	6.0 (0.24")	6.000 (0.236")	Set Screw	Flanged (FH)	* P-020G-018-060FH-AL-G-060
18	11.45 (0.45")	6.0 (0.24")	6.350 (0.250")	Set Screw	Flanged (FH)	<b>P-020G-018-060FH-AL-G-064</b>
18	11.45 (0.45")	9.0 (0.35")	4.000 (0.157")	Set Screw	Flanged (FF)	* P-020G-018-090FF-AL-G-040
18	11.45 (0.45")	9.0 (0.35")	4.763 (0.188")	Set Screw	Flanged (FF)	<b>P-020G-018-090FF-AL-G-048</b>
18	11.45 (0.45")	9.0 (0.35")	6.000 (0.236")	Set Screw	Flanged (FH)	* P-020G-018-090FH-AL-G-060
18	11.45 (0.45")	9.0 (0.35")	6.350 (0.250")	Set Screw	Flanged (FH)	<b>P-020G-018-090FH-AL-G-064</b>
19	12.09 (0.48")	3.0 (0.12")	4.000 (0.157")	Set Screw	Flanged (FF)	* P-020G-019-030FF-AL-G-040
19	12.09 (0.48")	3.0 (0.12")	4.763 (0.188")	Set Screw	Flanged (FF)	<b>P-020G-019-030FF-AL-G-048</b>
19	12.09 (0.48")	3.0 (0.12")	6.000 (0.236")	Set Screw	Flanged (FH)	* P-020G-019-030FH-AL-G-060
19	12.09 (0.48")	3.0 (0.12")	6.350 (0.250")	Set Screw	Flanged (FH)	<b>P-020G-019-030FH-AL-G-064</b>
19	12.09 (0.48")	6.0 (0.24")	4.000 (0.157")	Set Screw	Flanged (FF)	* P-020G-019-060FF-AL-G-040
19	12.09 (0.48")	6.0 (0.24")	4.763 (0.188")	Set Screw	Flanged (FF)	<b>P-020G-019-060FF-AL-G-048</b>
19	12.09 (0.48")	6.0 (0.24")	6.000 (0.236")	Set Screw	Flanged (FH)	* P-020G-019-060FH-AL-G-060
19	12.09 (0.48")	6.0 (0.24")	6.350 (0.250")	Set Screw	Flanged (FH)	<b>P-020G-019-060FH-AL-G-064</b>
19	12.09 (0.48")	9.0 (0.35")	4.000 (0.157")	Set Screw	Flanged (FF)	* P-020G-019-090FF-AL-G-040
19	12.09 (0.48")	9.0 (0.35")	4.763 (0.188")	Set Screw	Flanged (FF)	<b>P-020G-019-090FF-AL-G-048</b>
19	12.09 (0.48")	9.0 (0.35")	6.000 (0.236")	Set Screw	Flanged (FH)	* P-020G-019-090FH-AL-G-060
19	12.09 (0.48")	9.0 (0.35")	6.350 (0.250")	Set Screw	Flanged (FH)	<b>P-020G-019-090FH-AL-G-064</b>
20	12.73 (0.50")	3.0 (0.12")	4.000 (0.157")	Set Screw	Flanged (FF)	* P-020G-020-030FF-AL-G-040
20	12.73 (0.50")	3.0 (0.12")	4.763 (0.188")	Set Screw	Flanged (FF)	<b>P-020G-020-030FF-AL-G-048</b>
20	12.73 (0.50")	3.0 (0.12")	6.000 (0.236")	Set Screw	Flanged (FH)	* P-020G-020-030FH-AL-G-060
20	12.73 (0.50")	3.0 (0.12")	6.350 (0.250")	Set Screw	Flanged (FH)	<b>P-020G-020-030FH-AL-G-064</b>
20	12.73 (0.50")	6.0 (0.24")	4.000 (0.157")	Set Screw	Flanged (FF)	* P-020G-020-060FF-AL-G-040
20	12.73 (0.50")	6.0 (0.24")	4.763 (0.188")	Set Screw	Flanged (FF)	<b>P-020G-020-060FF-AL-G-048</b>
20	12.73 (0.50")	6.0 (0.24")	4.763 (0.188")	EZ-Lock Hub	Flanged (FH)	<b>P-020G-020-060FH-AL-E-048</b>
20	12.73 (0.50")	6.0 (0.24")	5.000 (0.197")	EZ-Lock Hub	Flanged (FH)	<b>P-020G-020-060FH-AL-E-050</b>
20	12.73 (0.50")	6.0 (0.24")	6.000 (0.236")	Set Screw	Flanged (FH)	* P-020G-020-060FH-AL-G-060
20	12.73 (0.50")	6.0 (0.24")	6.350 (0.250")	Set Screw	Flanged (FH)	<b>P-020G-020-060FH-AL-G-064</b>
20	12.73 (0.50")	9.0 (0.35")	4.000 (0.157")	Set Screw	Flanged (FF)	* P-020G-020-090FF-AL-G-040
20	12.73 (0.50")	9.0 (0.35")	4.763 (0.188")	Set Screw	Flanged (FF)	<b>P-020G-020-090FF-AL-G-048</b>
20	12.73 (0.50")	9.0 (0.35")	6.000 (0.236")	Set Screw	Flanged (FH)	* P-020G-020-090FH-AL-G-060
20	12.73 (0.50")	9.0 (0.35")	6.350 (0.250")	Set Screw	Flanged (FH)	<b>P-020G-020-090FH-AL-G-064</b>
21	13.36 (0.53")	3.0 (0.12")	4.000 (0.157")	Set Screw	Flanged (FF)	* P-020G-021-030FF-AL-G-040
21	13.36 (0.53")	3.0 (0.12")	4.763 (0.188")	Set Screw	Flanged (FF)	<b>P-020G-021-030FF-AL-G-048</b>
21	13.36 (0.53")	3.0 (0.12")	6.000 (0.236")	Set Screw	Flanged (FH)	* P-020G-021-030FH-AL-G-060
21	13.36 (0.53")	3.0 (0.12")	6.350 (0.250")	Set Screw	Flanged (FH)	<b>P-020G-021-030FH-AL-G-064</b>
21	13.36 (0.53")	6.0 (0.24")	4.000 (0.157")	Set Screw	Flanged (FF)	* P-020G-021-060FF-AL-G-040
21	13.36 (0.53")	6.0 (0.24")	4.763 (0.188")	Set Screw	Flanged (FF)	<b>P-020G-021-060FF-AL-G-048</b>
21	13.36 (0.53")	6.0 (0.24")	6.000 (0.236")	Set Screw	Flanged (FH)	* P-020G-021-060FH-AL-G-060
21	13.36 (0.53")	6.0 (0.24")	6.350 (0.250")	Set Screw	Flanged (FH)	<b>P-020G-021-060FH-AL-G-064</b>
21	13.36 (0.53")	9.0 (0.35")	4.000 (0.157")	Set Screw	Flanged (FF)	* P-020G-021-090FF-AL-G-040
21	13.36 (0.53")	9.0 (0.35")	4.763 (0.188")	Set Screw	Flanged (FF)	<b>P-020G-021-090FF-AL-G-048</b>
21	13.36 (0.53")	9.0 (0.35")	6.000 (0.236")	Set Screw	Flanged (FH)	* P-020G-021-090FH-AL-G-060
21	13.36 (0.53")	9.0 (0.35")	6.350 (0.250")	Set Screw	Flanged (FH)	<b>P-020G-021-090FH-AL-G-064</b>
22	14.00 (0.55")	3.0 (0.12")	4.000 (0.157")	Set Screw	Flanged (FF)	* P-020G-022-030FF-AL-G-040

Stocked or Short Delivery

Usually Available Short Delivery

Long delivery or not in current production

\* Large Minimum Quantities

\*\* Available only while stock lasts

## 2mm - GT2 Curvilinear Through Bore

All dimensions are shown as mm (inches)

Teeth	Pitch Dia. (PD)	Max Belt Width	Bore (d)	Locking Type	Type	Part Number
22	14.00 (0.55")	3.0 (0.12")	4.763 (0.188")	Set Screw	Flanged (FF)	<b>P-020G-022-030FF-AL-G-048</b>
22	14.00 (0.55")	3.0 (0.12")	6.000 (0.236")	Set Screw	Flanged (FH)	* P-020G-022-030FH-AL-G-060
22	14.00 (0.55")	3.0 (0.12")	6.350 (0.250")	Set Screw	Flanged (FH)	<b>P-020G-022-030FH-AL-G-064</b>
22	14.00 (0.55")	6.0 (0.24")	4.000 (0.157")	Set Screw	Flanged (FF)	* P-020G-022-060FF-AL-G-040
22	14.00 (0.55")	6.0 (0.24")	4.763 (0.188")	Set Screw	Flanged (FF)	<b>P-020G-022-060FF-AL-G-048</b>
22	14.00 (0.55")	6.0 (0.24")	4.763 (0.188")	EZ-Lock Hub	Flanged (FH)	<b>P-020G-022-060FH-AL-E-048</b>
22	14.00 (0.55")	6.0 (0.24")	5.000 (0.197")	EZ-Lock Hub	Flanged (FH)	<b>P-020G-022-060FH-AL-E-050</b>
22	14.00 (0.55")	6.0 (0.24")	6.000 (0.236")	Set Screw	Flanged (FH)	* P-020G-022-060FH-AL-G-060
22	14.00 (0.55")	6.0 (0.24")	6.350 (0.250")	Set Screw	Flanged (FH)	<b>P-020G-022-060FH-AL-G-064</b>
22	14.00 (0.55")	9.0 (0.35")	4.000 (0.157")	Set Screw	Flanged (FF)	* P-020G-022-090FF-AL-G-040
22	14.00 (0.55")	9.0 (0.35")	4.763 (0.188")	Set Screw	Flanged (FF)	<b>P-020G-022-090FF-AL-G-048</b>
22	14.00 (0.55")	9.0 (0.35")	6.000 (0.236")	Set Screw	Flanged (FH)	* P-020G-022-090FH-AL-G-060
22	14.00 (0.55")	9.0 (0.35")	6.350 (0.250")	Set Screw	Flanged (FH)	<b>P-020G-022-090FH-AL-G-064</b>
24	15.27 (0.60")	3.0 (0.12")	6.000 (0.236")	Set Screw	Flanged (FF)	* P-020G-024-030FF-AL-G-060
24	15.27 (0.60")	3.0 (0.12")	6.350 (0.250")	Set Screw	Flanged (FF)	<b>P-020G-024-030FF-AL-G-064</b>
24	15.27 (0.60")	6.0 (0.24")	6.000 (0.236")	Set Screw	Flanged (FF)	* P-020G-024-060FF-AL-G-060
24	15.27 (0.60")	6.0 (0.24")	6.350 (0.250")	Set Screw	Flanged (FF)	<b>P-020G-024-060FF-AL-G-064</b>
24	15.27 (0.60")	6.0 (0.24")	6.000 (0.236")	EZ-Lock Hub	Flanged (FH)	<b>P-020G-024-060FH-AL-E-060</b>
24	15.27 (0.60")	6.0 (0.24")	6.350 (0.250")	EZ-Lock Hub	Flanged (FH)	<b>P-020G-024-060FH-AL-E-064</b>
24	15.27 (0.60")	9.0 (0.35")	6.000 (0.236")	Set Screw	Flanged (FF)	* P-020G-024-090FF-AL-G-060
24	15.27 (0.60")	9.0 (0.35")	6.350 (0.250")	Set Screw	Flanged (FF)	<b>P-020G-024-090FF-AL-G-064</b>
25	15.91 (0.63")	3.0 (0.12")	6.000 (0.236")	Set Screw	Flanged (FF)	* P-020G-025-030FF-AL-G-060
25	15.91 (0.63")	3.0 (0.12")	6.350 (0.250")	Set Screw	Flanged (FF)	<b>P-020G-025-030FF-AL-G-064</b>
25	15.91 (0.63")	6.0 (0.24")	6.000 (0.236")	Set Screw	Flanged (FF)	* P-020G-025-060FF-AL-G-060
25	15.91 (0.63")	6.0 (0.24")	6.350 (0.250")	Set Screw	Flanged (FF)	<b>P-020G-025-060FF-AL-G-064</b>
25	15.91 (0.63")	6.0 (0.24")	6.000 (0.236")	EZ-Lock Hub	Flanged (FH)	<b>P-020G-025-060FH-AL-E-060</b>
25	15.91 (0.63")	6.0 (0.24")	6.350 (0.250")	EZ-Lock Hub	Flanged (FH)	<b>P-020G-025-060FH-AL-E-064</b>
25	15.91 (0.63")	9.0 (0.35")	6.000 (0.236")	Set Screw	Flanged (FF)	* P-020G-025-090FF-AL-G-060
25	15.91 (0.63")	9.0 (0.35")	6.350 (0.250")	Set Screw	Flanged (FF)	<b>P-020G-025-090FF-AL-G-064</b>
26	16.54 (0.65")	3.0 (0.12")	6.000 (0.236")	Set Screw	Flanged (FF)	* P-020G-026-030FF-AL-G-060
26	16.54 (0.65")	3.0 (0.12")	6.350 (0.250")	Set Screw	Flanged (FF)	<b>P-020G-026-030FF-AL-G-064</b>
26	16.54 (0.65")	6.0 (0.24")	6.000 (0.236")	Set Screw	Flanged (FF)	* P-020G-026-060FF-AL-G-060
26	16.54 (0.65")	6.0 (0.24")	6.350 (0.250")	Set Screw	Flanged (FF)	<b>P-020G-026-060FF-AL-G-064</b>
26	16.54 (0.65")	9.0 (0.35")	6.000 (0.236")	Set Screw	Flanged (FF)	* P-020G-026-090FF-AL-G-060
26	16.54 (0.65")	9.0 (0.35")	6.350 (0.250")	Set Screw	Flanged (FF)	<b>P-020G-026-090FF-AL-G-064</b>
27	17.18 (0.68")	4.0 (0.16")	3.000 (0.118")	Cap Screw Clamp	Flanged (FF)	* P-020G-027-040FF-AL-C-030
27	17.18 (0.68")	4.0 (0.16")	3.000 (0.118")	Cap Screw Clamp	Flanged (FF)	* P-020G-027-060FF-AL-C-030
28	17.82 (0.70")	3.0 (0.12")	6.000 (0.236")	Set Screw	Flanged (FF)	* P-020G-028-030FF-AL-G-060
28	17.82 (0.70")	3.0 (0.12")	6.350 (0.250")	Set Screw	Flanged (FF)	<b>P-020G-028-030FF-AL-G-064</b>
28	17.82 (0.70")	4.0 (0.16")	3.000 (0.118")	Cap Screw Clamp	Flanged (FF)	* P-020G-028-040FF-AL-C-030
28	17.82 (0.70")	4.0 (0.16")	3.000 (0.118")	Cap Screw Clamp	Flanged (FF)	* P-020G-028-060FF-AL-C-030
28	17.82 (0.70")	6.0 (0.24")	6.000 (0.236")	Set Screw	Flanged (FF)	* P-020G-028-060FF-AL-G-060
28	17.82 (0.70")	6.0 (0.24")	6.350 (0.250")	Set Screw	Flanged (FF)	<b>P-020G-028-060FF-AL-G-064</b>
28	17.82 (0.70")	6.0 (0.24")	6.000 (0.236")	EZ-Lock Hub	Flanged (FH)	<b>P-020G-028-060FH-AL-E-060</b>
28	17.82 (0.70")	6.0 (0.24")	6.350 (0.250")	EZ-Lock Hub	Flanged (FH)	<b>P-020G-028-060FH-AL-E-064</b>
28	17.82 (0.70")	9.0 (0.35")	6.000 (0.236")	Set Screw	Flanged (FF)	* P-020G-028-090FF-AL-G-060
28	17.82 (0.70")	9.0 (0.35")	6.350 (0.250")	Set Screw	Flanged (FF)	<b>P-020G-028-090FF-AL-G-064</b>
29	18.45 (0.73")	4.0 (0.16")	3.000 (0.118")	Cap Screw Clamp	Flanged (FF)	* P-020G-029-040FF-AL-C-030
29	18.45 (0.73")	4.0 (0.16")	3.000 (0.118")	Cap Screw Clamp	Flanged (FF)	* P-020G-029-060FF-AL-C-030
30	19.09 (0.75")	3.0 (0.12")	6.000 (0.236")	Set Screw	Flanged (FF)	* P-020G-030-030FF-AL-G-060
30	19.09 (0.75")	3.0 (0.12")	6.350 (0.250")	Set Screw	Flanged (FF)	<b>P-020G-030-030FF-AL-G-064</b>
30	19.09 (0.75")	4.0 (0.16")	3.000 (0.118")	Cap Screw Clamp	Flanged (FF)	* P-020G-030-040FF-AL-C-030
30	19.09 (0.75")	4.0 (0.16")	4.000 (0.157")	Cap Screw Clamp	Flanged (FF)	* P-020G-030-040FF-AL-C-040
30	19.09 (0.75")	4.0 (0.16")	5.000 (0.197")	Cap Screw Clamp	Flanged (FF)	* P-020G-030-040FF-AL-C-050

Stocked or Short Delivery

Usually Available Short Delivery

Long delivery or not in current production

\* Large Minimum Quantities

\*\* Available only while stock lasts

Page 7 of 82

E&OE

## 2mm - GT2 Curvilinear Through Bore

All dimensions are shown as mm (inches)

Teeth	Pitch Dia. (PD)	Max Belt Width	Bore (d)	Locking Type	Type	Part Number
30	19.09 (0.75")	4.0 (0.16")	3.000 (0.118")	Cap Screw Clamp	Flanged (FF)	* P-020G-030-060FF-AL-C-030
30	19.09 (0.75")	4.0 (0.16")	4.000 (0.157")	Cap Screw Clamp	Flanged (FF)	* P-020G-030-060FF-AL-C-040
30	19.09 (0.75")	4.0 (0.16")	5.000 (0.197")	Cap Screw Clamp	Flanged (FF)	* P-020G-030-060FF-AL-C-050
30	19.09 (0.75")	6.0 (0.24")	6.350 (0.250")	EZ-Lock Hub	Flanged (FF)	<b>P-020G-030-060FF-AL-E-064</b>
30	19.09 (0.75")	6.0 (0.24")	6.000 (0.236")	Set Screw	Flanged (FF)	* P-020G-030-060FF-AL-G-060
30	19.09 (0.75")	6.0 (0.24")	6.350 (0.250")	Set Screw	Flanged (FF)	<b>P-020G-030-060FF-AL-G-064</b>
30	19.09 (0.75")	6.0 (0.24")	6.000 (0.236")	EZ-Lock Hub	Flanged (FH)	<b>P-020G-030-060FH-AL-E-060</b>
30	19.09 (0.75")	6.0 (0.24")	6.350 (0.250")	EZ-Lock Hub	Flanged (FH)	<b>P-020G-030-060FH-AL-E-064</b>
30	19.09 (0.75")	9.0 (0.35")	6.000 (0.236")	Set Screw	Flanged (FF)	* P-020G-030-090FF-AL-G-060
30	19.09 (0.75")	9.0 (0.35")	6.350 (0.250")	Set Screw	Flanged (FF)	<b>P-020G-030-090FF-AL-G-064</b>
32	20.36 (0.80")	3.0 (0.12")	6.000 (0.236")	Set Screw	Flanged (FF)	* P-020G-032-030FF-AL-G-060
32	20.36 (0.80")	3.0 (0.12")	6.350 (0.250")	Set Screw	Flanged (FF)	<b>P-020G-032-030FF-AL-G-064</b>
32	20.36 (0.80")	4.0 (0.16")	3.000 (0.118")	Cap Screw Clamp	Flanged (FF)	* P-020G-032-040FF-AL-C-030
32	20.36 (0.80")	4.0 (0.16")	4.000 (0.157")	Cap Screw Clamp	Flanged (FF)	* P-020G-032-040FF-AL-C-040
32	20.36 (0.80")	4.0 (0.16")	5.000 (0.197")	Cap Screw Clamp	Flanged (FF)	* P-020G-032-040FF-AL-C-050
32	20.36 (0.80")	4.0 (0.16")	3.000 (0.118")	Cap Screw Clamp	Flanged (FF)	* P-020G-032-060FF-AL-C-030
32	20.36 (0.80")	4.0 (0.16")	4.000 (0.157")	Cap Screw Clamp	Flanged (FF)	* P-020G-032-060FF-AL-C-040
32	20.36 (0.80")	4.0 (0.16")	5.000 (0.197")	Cap Screw Clamp	Flanged (FF)	* P-020G-032-060FF-AL-C-050
32	20.36 (0.80")	6.0 (0.24")	6.000 (0.236")	Set Screw	Flanged (FF)	* P-020G-032-060FF-AL-G-060
32	20.36 (0.80")	6.0 (0.24")	6.350 (0.250")	Set Screw	Flanged (FF)	<b>P-020G-032-060FF-AL-G-064</b>
32	20.36 (0.80")	6.0 (0.24")	6.000 (0.236")	EZ-Lock Hub	Flanged (FH)	<b>P-020G-032-060FH-AL-E-060</b>
32	20.36 (0.80")	6.0 (0.24")	6.350 (0.250")	EZ-Lock Hub	Flanged (FH)	<b>P-020G-032-060FH-AL-E-064</b>
32	20.36 (0.80")	9.0 (0.35")	6.000 (0.236")	Set Screw	Flanged (FF)	* P-020G-032-090FF-AL-G-060
32	20.36 (0.80")	9.0 (0.35")	6.350 (0.250")	Set Screw	Flanged (FF)	<b>P-020G-032-090FF-AL-G-064</b>
34	21.64 (0.85")	4.0 (0.16")	3.000 (0.118")	Cap Screw Clamp	Flanged (FF)	* P-020G-034-040FF-AL-C-030
34	21.64 (0.85")	4.0 (0.16")	4.000 (0.157")	Cap Screw Clamp	Flanged (FF)	* P-020G-034-040FF-AL-C-040
34	21.64 (0.85")	4.0 (0.16")	5.000 (0.197")	Cap Screw Clamp	Flanged (FF)	* P-020G-034-040FF-AL-C-050
34	21.64 (0.85")	4.0 (0.16")	6.000 (0.236")	Cap Screw Clamp	Flanged (FF)	* P-020G-034-040FF-AL-C-060
34	21.64 (0.85")	4.0 (0.16")	3.000 (0.118")	Cap Screw Clamp	Flanged (FF)	* P-020G-034-060FF-AL-C-030
34	21.64 (0.85")	4.0 (0.16")	4.000 (0.157")	Cap Screw Clamp	Flanged (FF)	* P-020G-034-060FF-AL-C-040
34	21.64 (0.85")	4.0 (0.16")	5.000 (0.197")	Cap Screw Clamp	Flanged (FF)	* P-020G-034-060FF-AL-C-050
34	21.64 (0.85")	4.0 (0.16")	6.000 (0.236")	Cap Screw Clamp	Flanged (FF)	* P-020G-034-060FF-AL-C-060
36	22.91 (0.90")	3.0 (0.12")	6.000 (0.236")	Set Screw	Flanged (FF)	* P-020G-036-030FF-AL-G-060
36	22.91 (0.90")	3.0 (0.12")	6.350 (0.250")	Set Screw	Flanged (FF)	<b>P-020G-036-030FF-AL-G-064</b>
36	22.91 (0.90")	4.0 (0.16")	3.000 (0.118")	Cap Screw Clamp	Flanged (FF)	* P-020G-036-040FF-AL-C-030
36	22.91 (0.90")	4.0 (0.16")	4.000 (0.157")	Cap Screw Clamp	Flanged (FF)	* P-020G-036-040FF-AL-C-040
36	22.91 (0.90")	4.0 (0.16")	5.000 (0.197")	Cap Screw Clamp	Flanged (FF)	* P-020G-036-040FF-AL-C-050
36	22.91 (0.90")	4.0 (0.16")	6.000 (0.236")	Cap Screw Clamp	Flanged (FF)	* P-020G-036-040FF-AL-C-060
36	22.91 (0.90")	4.0 (0.16")	3.000 (0.118")	Cap Screw Clamp	Flanged (FF)	* P-020G-036-060FF-AL-C-030
36	22.91 (0.90")	4.0 (0.16")	4.000 (0.157")	Cap Screw Clamp	Flanged (FF)	* P-020G-036-060FF-AL-C-040
36	22.91 (0.90")	4.0 (0.16")	5.000 (0.197")	Cap Screw Clamp	Flanged (FF)	* P-020G-036-060FF-AL-C-050
36	22.91 (0.90")	4.0 (0.16")	6.000 (0.236")	Cap Screw Clamp	Flanged (FF)	* P-020G-036-060FF-AL-C-060
36	22.91 (0.90")	6.0 (0.24")	6.000 (0.236")	EZ-Lock Hub	Flanged (FF)	<b>P-020G-036-060FF-AL-E-060</b>
36	22.91 (0.90")	6.0 (0.24")	6.350 (0.250")	EZ-Lock Hub	Flanged (FF)	<b>P-020G-036-060FF-AL-E-064</b>
36	22.91 (0.90")	6.0 (0.24")	6.000 (0.236")	Set Screw	Flanged (FF)	* P-020G-036-060FF-AL-G-060
36	22.91 (0.90")	6.0 (0.24")	6.350 (0.250")	Set Screw	Flanged (FF)	<b>P-020G-036-060FF-AL-G-064</b>
36	22.91 (0.90")	9.0 (0.35")	6.000 (0.236")	Set Screw	Flanged (FF)	* P-020G-036-090FF-AL-G-060
36	22.91 (0.90")	9.0 (0.35")	6.350 (0.250")	Set Screw	Flanged (FF)	<b>P-020G-036-090FF-AL-G-064</b>
38	24.18 (0.95")	4.0 (0.16")	3.000 (0.118")	Cap Screw Clamp	Flanged (FF)	* P-020G-038-040FF-AL-C-030
38	24.18 (0.95")	4.0 (0.16")	4.000 (0.157")	Cap Screw Clamp	Flanged (FF)	* P-020G-038-040FF-AL-C-040
38	24.18 (0.95")	4.0 (0.16")	5.000 (0.197")	Cap Screw Clamp	Flanged (FF)	* P-020G-038-040FF-AL-C-050
38	24.18 (0.95")	4.0 (0.16")	6.000 (0.236")	Cap Screw Clamp	Flanged (FF)	* P-020G-038-040FF-AL-C-060
38	24.18 (0.95")	4.0 (0.16")	8.000 (0.315")	Cap Screw Clamp	Flanged (FF)	* P-020G-038-040FF-AL-C-080
38	24.18 (0.95")	4.0 (0.16")	3.000 (0.118")	Cap Screw Clamp	Flanged (FF)	* P-020G-038-060FF-AL-C-030
38	24.18 (0.95")	4.0 (0.16")	4.000 (0.157")	Cap Screw Clamp	Flanged (FF)	* P-020G-038-060FF-AL-C-040

Stocked or Short Delivery

Usually Available Short Delivery

Long delivery or not in current production

\* Large Minimum Quantities

\*\* Available only while stock lasts



## 2mm - GT2 Curvilinear Through Bore

All dimensions are shown as mm (inches)

Teeth	Pitch Dia. (PD)	Max Belt Width	Bore (d)	Locking Type	Type	Part Number
38	24.18 (0.95")	4.0 (0.16")	5.000 (0.197")	Cap Screw Clamp	Flanged (FF)	* P-020G-038-060FF-AL-C-050
38	24.18 (0.95")	4.0 (0.16")	6.000 (0.236")	Cap Screw Clamp	Flanged (FF)	* P-020G-038-060FF-AL-C-060
38	24.18 (0.95")	4.0 (0.16")	8.000 (0.315")	Cap Screw Clamp	Flanged (FF)	* P-020G-038-060FF-AL-C-080
40	25.45 (1.00")	3.0 (0.12")	6.000 (0.236")	Set Screw	Flanged (FF)	* P-020G-040-030FF-AL-G-060
40	25.45 (1.00")	3.0 (0.12")	6.350 (0.250")	Set Screw	Flanged (FF)	<b>P-020G-040-030FF-AL-G-064</b>
40	25.45 (1.00")	4.0 (0.16")	3.000 (0.118")	Cap Screw Clamp	Flanged (FF)	* P-020G-040-040FF-AL-C-030
40	25.45 (1.00")	4.0 (0.16")	4.000 (0.157")	Cap Screw Clamp	Flanged (FF)	* P-020G-040-040FF-AL-C-040
40	25.45 (1.00")	4.0 (0.16")	5.000 (0.197")	Cap Screw Clamp	Flanged (FF)	* P-020G-040-040FF-AL-C-050
40	25.45 (1.00")	4.0 (0.16")	6.000 (0.236")	Cap Screw Clamp	Flanged (FF)	* P-020G-040-040FF-AL-C-060
40	25.45 (1.00")	4.0 (0.16")	8.000 (0.315")	Cap Screw Clamp	Flanged (FF)	* P-020G-040-040FF-AL-C-080
40	25.45 (1.00")	4.0 (0.16")	3.000 (0.118")	Cap Screw Clamp	Flanged (FF)	* P-020G-040-060FF-AL-C-030
40	25.45 (1.00")	4.0 (0.16")	4.000 (0.157")	Cap Screw Clamp	Flanged (FF)	* P-020G-040-060FF-AL-C-040
40	25.45 (1.00")	4.0 (0.16")	5.000 (0.197")	Cap Screw Clamp	Flanged (FF)	* P-020G-040-060FF-AL-C-050
40	25.45 (1.00")	4.0 (0.16")	6.000 (0.236")	Cap Screw Clamp	Flanged (FF)	* P-020G-040-060FF-AL-C-060
40	25.45 (1.00")	4.0 (0.16")	8.000 (0.315")	Cap Screw Clamp	Flanged (FF)	* P-020G-040-060FF-AL-C-080
40	25.45 (1.00")	6.0 (0.24")	6.000 (0.236")	EZ-Lock Hub	Flanged (FF)	<b>P-020G-040-060FF-AL-E-060</b>
40	25.45 (1.00")	6.0 (0.24")	6.350 (0.250")	EZ-Lock Hub	Flanged (FF)	<b>P-020G-040-060FF-AL-E-064</b>
40	25.45 (1.00")	6.0 (0.24")	6.000 (0.236")	Set Screw	Flanged (FF)	* P-020G-040-060FF-AL-G-060
40	25.45 (1.00")	6.0 (0.24")	6.350 (0.250")	Set Screw	Flanged (FF)	<b>P-020G-040-060FF-AL-G-064</b>
40	25.45 (1.00")	9.0 (0.35")	6.000 (0.236")	Set Screw	Flanged (FF)	* P-020G-040-090FF-AL-G-060
40	25.45 (1.00")	9.0 (0.35")	6.350 (0.250")	Set Screw	Flanged (FF)	<b>P-020G-040-090FF-AL-G-064</b>
42	26.73 (1.05")	3.0 (0.12")	6.000 (0.236")	Set Screw	Flanged (FF)	* P-020G-042-030FF-AL-G-060
42	26.73 (1.05")	3.0 (0.12")	6.350 (0.250")	Set Screw	Flanged (FF)	<b>P-020G-042-030FF-AL-G-064</b>
42	26.73 (1.05")	6.0 (0.24")	6.000 (0.236")	Set Screw	Flanged (FF)	* P-020G-042-060FF-AL-G-060
42	26.73 (1.05")	6.0 (0.24")	6.350 (0.250")	Set Screw	Flanged (FF)	<b>P-020G-042-060FF-AL-G-064</b>
42	26.73 (1.05")	9.0 (0.35")	6.000 (0.236")	Set Screw	Flanged (FF)	* P-020G-042-090FF-AL-G-060
42	26.73 (1.05")	9.0 (0.35")	6.350 (0.250")	Set Screw	Flanged (FF)	<b>P-020G-042-090FF-AL-G-064</b>
44	28.00 (1.10")	3.0 (0.12")	6.000 (0.236")	Set Screw	Flanged (FF)	* P-020G-044-030FF-AL-G-060
44	28.00 (1.10")	3.0 (0.12")	6.350 (0.250")	Set Screw	Flanged (FF)	<b>P-020G-044-030FF-AL-G-064</b>
44	28.00 (1.10")	4.0 (0.16")	5.000 (0.197")	Cap Screw Clamp	Flanged (FF)	* P-020G-044-040FF-AL-C-050
44	28.00 (1.10")	4.0 (0.16")	6.000 (0.236")	Cap Screw Clamp	Flanged (FF)	* P-020G-044-040FF-AL-C-060
44	28.00 (1.10")	4.0 (0.16")	8.000 (0.315")	Cap Screw Clamp	Flanged (FF)	* P-020G-044-040FF-AL-C-080
44	28.00 (1.10")	4.0 (0.16")	10.000 (0.394")	Cap Screw Clamp	Flanged (FF)	* P-020G-044-040FF-AL-C-100
44	28.00 (1.10")	4.0 (0.16")	5.000 (0.197")	Cap Screw Clamp	Flanged (FF)	* P-020G-044-060FF-AL-C-050
44	28.00 (1.10")	4.0 (0.16")	6.000 (0.236")	Cap Screw Clamp	Flanged (FF)	* P-020G-044-060FF-AL-C-060
44	28.00 (1.10")	4.0 (0.16")	8.000 (0.315")	Cap Screw Clamp	Flanged (FF)	* P-020G-044-060FF-AL-C-080
44	28.00 (1.10")	4.0 (0.16")	10.000 (0.394")	Cap Screw Clamp	Flanged (FF)	* P-020G-044-060FF-AL-C-100
44	28.00 (1.10")	6.0 (0.24")	6.000 (0.236")	Set Screw	Flanged (FF)	* P-020G-044-060FF-AL-G-060
44	28.00 (1.10")	6.0 (0.24")	6.350 (0.250")	Set Screw	Flanged (FF)	<b>P-020G-044-060FF-AL-G-064</b>
44	28.00 (1.10")	9.0 (0.35")	6.000 (0.236")	Set Screw	Flanged (FF)	* P-020G-044-090FF-AL-G-060
44	28.00 (1.10")	9.0 (0.35")	6.350 (0.250")	Set Screw	Flanged (FF)	<b>P-020G-044-090FF-AL-G-064</b>
45	28.64 (1.13")	3.0 (0.12")	6.000 (0.236")	Set Screw	Flanged (FF)	** <b>P-020G-045-030FF-AL-G-060</b>
45	28.64 (1.13")	3.0 (0.12")	6.350 (0.250")	Set Screw	Flanged (FF)	<b>P-020G-045-030FF-AL-G-064</b>
45	28.64 (1.13")	6.0 (0.24")	6.000 (0.236")	EZ-Lock Hub	Flanged (FF)	<b>P-020G-045-060FF-AL-E-060</b>
45	28.64 (1.13")	6.0 (0.24")	6.350 (0.250")	EZ-Lock Hub	Flanged (FF)	<b>P-020G-045-060FF-AL-E-064</b>
45	28.64 (1.13")	6.0 (0.24")	5.000 (0.197")	Set Screw	Flanged (FF)	<b>P-020G-045-060FF-AL-G-050</b>
45	28.64 (1.13")	6.0 (0.24")	6.000 (0.236")	Set Screw	Flanged (FF)	* P-020G-045-060FF-AL-G-060
45	28.64 (1.13")	6.0 (0.24")	6.350 (0.250")	Set Screw	Flanged (FF)	<b>P-020G-045-060FF-AL-G-064</b>
45	28.64 (1.13")	9.0 (0.35")	6.000 (0.236")	Set Screw	Flanged (FF)	* P-020G-045-090FF-AL-G-060
45	28.64 (1.13")	9.0 (0.35")	6.350 (0.250")	Set Screw	Flanged (FF)	<b>P-020G-045-090FF-AL-G-064</b>
48	30.54 (1.20")	3.0 (0.12")	6.000 (0.236")	Set Screw	Flanged (FF)	* P-020G-048-030FF-AL-G-060
48	30.54 (1.20")	3.0 (0.12")	6.350 (0.250")	Set Screw	Flanged (FF)	<b>P-020G-048-030FF-AL-G-064</b>
48	30.54 (1.20")	4.0 (0.16")	5.000 (0.197")	Cap Screw Clamp	Flanged (FF)	* P-020G-048-040FF-AL-C-050
48	30.54 (1.20")	4.0 (0.16")	6.000 (0.236")	Cap Screw Clamp	Flanged (FF)	* P-020G-048-040FF-AL-C-060

Stocked or Short Delivery

Usually Available Short Delivery

Long delivery or not in current production

\* Large Minimum Quantities

\*\* Available only while stock lasts

## 2mm - GT2 Curvilinear Through Bore

All dimensions are shown as mm (inches)

Teeth	Pitch Dia. (PD)	Max Belt Width	Bore (d)	Locking Type	Type	Part Number
48	30.54 (1.20")	4.0 (0.16")	8.000 (0.315")	Cap Screw Clamp	Flanged (FF)	* P-020G-048-040FF-AL-C-080
48	30.54 (1.20")	4.0 (0.16")	10.000 (0.394")	Cap Screw Clamp	Flanged (FF)	* P-020G-048-040FF-AL-C-100
48	30.54 (1.20")	4.0 (0.16")	5.000 (0.197")	Cap Screw Clamp	Flanged (FF)	* P-020G-048-060FF-AL-C-050
48	30.54 (1.20")	4.0 (0.16")	6.000 (0.236")	Cap Screw Clamp	Flanged (FF)	* P-020G-048-060FF-AL-C-060
48	30.54 (1.20")	4.0 (0.16")	8.000 (0.315")	Cap Screw Clamp	Flanged (FF)	* P-020G-048-060FF-AL-C-080
48	30.54 (1.20")	4.0 (0.16")	10.000 (0.394")	Cap Screw Clamp	Flanged (FF)	* P-020G-048-060FF-AL-C-100
48	30.54 (1.20")	6.0 (0.24")	6.000 (0.236")	EZ-Lock Hub	Flanged (FF)	<b>P-020G-048-060FF-AL-E-060</b>
48	30.54 (1.20")	6.0 (0.24")	6.350 (0.250")	EZ-Lock Hub	Flanged (FF)	<b>P-020G-048-060FF-AL-E-064</b>
48	30.54 (1.20")	6.0 (0.24")	6.000 (0.236")	Set Screw	Flanged (FF)	* P-020G-048-060FF-AL-G-060
48	30.54 (1.20")	6.0 (0.24")	6.350 (0.250")	Set Screw	Flanged (FF)	<b>P-020G-048-060FF-AL-G-064</b>
48	30.54 (1.20")	9.0 (0.35")	6.000 (0.236")	Set Screw	Flanged (FF)	* P-020G-048-090FF-AL-G-060
48	30.54 (1.20")	9.0 (0.35")	6.350 (0.250")	Set Screw	Flanged (FF)	<b>P-020G-048-090FF-AL-G-064</b>
50	31.82 (1.25")	3.0 (0.12")	6.000 (0.236")	Set Screw	Flanged (FF)	* P-020G-050-030FF-AL-G-060
50	31.82 (1.25")	3.0 (0.12")	6.350 (0.250")	Set Screw	Flanged (FF)	<b>P-020G-050-030FF-AL-G-064</b>
50	31.82 (1.25")	4.0 (0.16")	5.000 (0.197")	Cap Screw Clamp	Flanged (FF)	* P-020G-050-040FF-AL-C-050
50	31.82 (1.25")	4.0 (0.16")	6.000 (0.236")	Cap Screw Clamp	Flanged (FF)	* P-020G-050-040FF-AL-C-060
50	31.82 (1.25")	4.0 (0.16")	8.000 (0.315")	Cap Screw Clamp	Flanged (FF)	* P-020G-050-040FF-AL-C-080
50	31.82 (1.25")	4.0 (0.16")	10.000 (0.394")	Cap Screw Clamp	Flanged (FF)	* P-020G-050-040FF-AL-C-100
50	31.82 (1.25")	4.0 (0.16")	5.000 (0.197")	Cap Screw Clamp	Flanged (FF)	* P-020G-050-060FF-AL-C-050
50	31.82 (1.25")	4.0 (0.16")	6.000 (0.236")	Cap Screw Clamp	Flanged (FF)	* P-020G-050-060FF-AL-C-060
50	31.82 (1.25")	4.0 (0.16")	8.000 (0.315")	Cap Screw Clamp	Flanged (FF)	* P-020G-050-060FF-AL-C-080
50	31.82 (1.25")	4.0 (0.16")	10.000 (0.394")	Cap Screw Clamp	Flanged (FF)	* P-020G-050-060FF-AL-C-100
50	31.82 (1.25")	6.0 (0.24")	6.000 (0.236")	EZ-Lock Hub	Flanged (FF)	<b>P-020G-050-060FF-AL-E-060</b>
50	31.82 (1.25")	6.0 (0.24")	6.350 (0.250")	EZ-Lock Hub	Flanged (FF)	<b>P-020G-050-060FF-AL-E-064</b>
50	31.82 (1.25")	6.0 (0.24")	6.000 (0.236")	Set Screw	Flanged (FF)	* P-020G-050-060FF-AL-G-060
50	31.82 (1.25")	6.0 (0.24")	6.350 (0.250")	Set Screw	Flanged (FF)	<b>P-020G-050-060FF-AL-G-064</b>
50	31.82 (1.25")	9.0 (0.35")	5.000 (0.197")	Set Screw	Flanged (FF)	P-020G-050-090FF-AL-G-050
50	31.82 (1.25")	9.0 (0.35")	6.000 (0.236")	Set Screw	Flanged (FF)	<b>P-020G-050-090FF-AL-G-060</b>
50	31.82 (1.25")	9.0 (0.35")	6.350 (0.250")	Set Screw	Flanged (FF)	<b>P-020G-050-090FF-AL-G-064</b>
56	35.63 (1.40")	3.0 (0.12")	6.000 (0.236")	Set Screw	Flanged (FF)	<b>** P-020G-056-030FF-AL-G-060</b>
56	35.63 (1.40")	3.0 (0.12")	6.350 (0.250")	Set Screw	Flanged (FF)	<b>P-020G-056-030FF-AL-G-064</b>
56	35.63 (1.40")	6.0 (0.24")	6.000 (0.236")	Set Screw	Flanged (FF)	* P-020G-056-060FF-AL-G-060
56	35.63 (1.40")	6.0 (0.24")	6.350 (0.250")	Set Screw	Flanged (FF)	<b>P-020G-056-060FF-AL-G-064</b>
56	35.63 (1.40")	9.0 (0.35")	6.000 (0.236")	Set Screw	Flanged (FF)	* P-020G-056-090FF-AL-G-060
56	35.63 (1.40")	9.0 (0.35")	6.350 (0.250")	Set Screw	Flanged (FF)	<b>P-020G-056-090FF-AL-G-064</b>
60	38.18 (1.50")	3.0 (0.12")	6.000 (0.236")	Set Screw	Flanged (FF)	* P-020G-060-030FF-AL-G-060
60	38.18 (1.50")	3.0 (0.12")	6.350 (0.250")	Set Screw	Flanged (FF)	<b>P-020G-060-030FF-AL-G-064</b>
60	38.18 (1.50")	4.0 (0.16")	8.000 (0.315")	Cap Screw Clamp	Flanged (FF)	* P-020G-060-040FF-AL-C-080
60	38.18 (1.50")	4.0 (0.16")	10.000 (0.394")	Cap Screw Clamp	Flanged (FF)	* P-020G-060-040FF-AL-C-100
60	38.18 (1.50")	4.0 (0.16")	11.000 (0.433")	Cap Screw Clamp	Flanged (FF)	* P-020G-060-040FF-AL-C-110
60	38.18 (1.50")	4.0 (0.16")	12.000 (0.472")	Cap Screw Clamp	Flanged (FF)	* P-020G-060-040FF-AL-C-120
60	38.18 (1.50")	4.0 (0.16")	14.000 (0.551")	Cap Screw Clamp	Flanged (FF)	* P-020G-060-040FF-AL-C-140
60	38.18 (1.50")	4.0 (0.16")	8.000 (0.315")	Cap Screw Clamp	Flanged (FF)	* P-020G-060-060FF-AL-C-080
60	38.18 (1.50")	4.0 (0.16")	10.000 (0.394")	Cap Screw Clamp	Flanged (FF)	* P-020G-060-060FF-AL-C-100
60	38.18 (1.50")	4.0 (0.16")	11.000 (0.433")	Cap Screw Clamp	Flanged (FF)	* P-020G-060-060FF-AL-C-110
60	38.18 (1.50")	4.0 (0.16")	12.000 (0.472")	Cap Screw Clamp	Flanged (FF)	* P-020G-060-060FF-AL-C-120
60	38.18 (1.50")	4.0 (0.16")	14.000 (0.551")	Cap Screw Clamp	Flanged (FF)	* P-020G-060-060FF-AL-C-140
60	38.18 (1.50")	6.0 (0.24")	6.000 (0.236")	EZ-Lock Hub	Flanged (FF)	<b>P-020G-060-060FF-AL-E-060</b>
60	38.18 (1.50")	6.0 (0.24")	6.350 (0.250")	EZ-Lock Hub	Flanged (FF)	<b>P-020G-060-060FF-AL-E-064</b>
60	38.18 (1.50")	6.0 (0.24")	5.000 (0.197")	Set Screw M3x6 - 2 at 90 Deg	Flanged (FF)	<b>P-020G-060-060FF-AL-G-050</b>
60	38.18 (1.50")	6.0 (0.24")	6.000 (0.236")	Set Screw	Flanged (FF)	* P-020G-060-060FF-AL-G-060
60	38.18 (1.50")	6.0 (0.24")	6.350 (0.250")	Set Screw	Flanged (FF)	<b>P-020G-060-060FF-AL-G-064</b>
60	38.18 (1.50")	6.0 (0.24")	6.000 (0.236")	EZ-Lock Hub	Unflanged (P)	* P-020G-060-060P-AL-E-060
60	38.18 (1.50")	6.0 (0.24")	6.350 (0.250")	EZ-Lock Hub	Unflanged (P)	* P-020G-060-060P-AL-E-064

Stocked or Short Delivery

Usually Available Short Delivery

Long delivery or not in current production

\* Large Minimum Quantities

\*\* Available only while stock lasts

## 2mm - GT2 Curvilinear Through Bore

All dimensions are shown as mm (inches)

Teeth	Pitch Dia. (PD)	Max Belt Width	Bore (d)	Locking Type	Type	Part Number
60	38.18 (1.50")	6.0 (0.24")	6.000 (0.236")	Set Screw	Unflanged (P)	* P-020G-060-060P-AL-G-060
60	38.18 (1.50")	6.0 (0.24")	6.350 (0.250")	Set Screw	Unflanged (P)	<b>P-020G-060-060P-AL-G-064</b>
60	38.18 (1.50")	6.0 (0.24")	20.000 (0.787")	Set Screw		* P-020G-060-072FH-AL-G-200
60	38.18 (1.50")	9.0 (0.35")	6.000 (0.236")	Set Screw	Flanged (FF)	* P-020G-060-090FF-AL-G-060
60	38.18 (1.50")	9.0 (0.35")	6.350 (0.250")	Set Screw	Flanged (FF)	<b>P-020G-060-090FF-AL-G-064</b>
60	38.18 (1.50")	9.0 (0.35")	6.000 (0.236")	Set Screw	Unflanged (P)	* P-020G-060-090P-AL-G-060
60	38.18 (1.50")	9.0 (0.35")	6.350 (0.250")	Set Screw	Unflanged (P)	<b>P-020G-060-090P-AL-G-064</b>
62	39.45 (1.55")	6.0 (0.24")	6.000 (0.236")	Set Screw	Unflanged (P)	* P-020G-062-060P-AL-G-060
62	39.45 (1.55")	6.0 (0.24")	6.350 (0.250")	Set Screw	Unflanged (P)	<b>P-020G-062-060P-AL-G-064</b>
62	39.45 (1.55")	9.0 (0.35")	6.000 (0.236")	Set Screw	Unflanged (P)	* P-020G-062-090P-AL-G-060
62	39.45 (1.55")	9.0 (0.35")	6.350 (0.250")	Set Screw	Unflanged (P)	<b>P-020G-062-090P-AL-G-064</b>
68	43.27 (1.70")	6.0 (0.24")	6.000 (0.236")	Set Screw	Unflanged (P)	* P-020G-068-060P-AL-G-060
68	43.27 (1.70")	6.0 (0.24")	6.350 (0.250")	Set Screw	Unflanged (P)	<b>P-020G-068-060P-AL-G-064</b>
68	43.27 (1.70")	9.0 (0.35")	6.000 (0.236")	Set Screw	Unflanged (P)	* P-020G-068-090P-AL-G-060
68	43.27 (1.70")	9.0 (0.35")	6.350 (0.250")	Set Screw	Unflanged (P)	<b>P-020G-068-090P-AL-G-064</b>
72	45.82 (1.80")	4.0 (0.16")	8.000 (0.315")	Cap Screw Clamp	Flanged (FF)	* P-020G-072-040FF-AL-C-080
72	45.82 (1.80")	4.0 (0.16")	10.000 (0.394")	Cap Screw Clamp	Flanged (FF)	* P-020G-072-040FF-AL-C-100
72	45.82 (1.80")	4.0 (0.16")	11.000 (0.433")	Cap Screw Clamp	Flanged (FF)	* P-020G-072-040FF-AL-C-110
72	45.82 (1.80")	4.0 (0.16")	12.000 (0.472")	Cap Screw Clamp	Flanged (FF)	* P-020G-072-040FF-AL-C-120
72	45.82 (1.80")	4.0 (0.16")	14.000 (0.551")	Cap Screw Clamp	Flanged (FF)	* P-020G-072-040FF-AL-C-140
72	45.82 (1.80")	4.0 (0.16")	15.000 (0.591")	Cap Screw Clamp	Flanged (FF)	* P-020G-072-040FF-AL-C-150
72	45.82 (1.80")	4.0 (0.16")	16.000 (0.630")	Cap Screw Clamp	Flanged (FF)	* P-020G-072-040FF-AL-C-160
72	45.82 (1.80")	4.0 (0.16")	18.000 (0.709")	Cap Screw Clamp	Flanged (FF)	* P-020G-072-040FF-AL-C-180
72	45.82 (1.80")	4.0 (0.16")	19.000 (0.748")	Cap Screw Clamp	Flanged (FF)	* P-020G-072-040FF-AL-C-190
72	45.82 (1.80")	4.0 (0.16")	20.000 (0.787")	Cap Screw Clamp	Flanged (FF)	* P-020G-072-040FF-AL-C-200
72	45.82 (1.80")	4.0 (0.16")	8.000 (0.315")	Cap Screw Clamp	Flanged (FF)	* P-020G-072-060FF-AL-C-080
72	45.82 (1.80")	4.0 (0.16")	10.000 (0.394")	Cap Screw Clamp	Flanged (FF)	* P-020G-072-060FF-AL-C-100
72	45.82 (1.80")	4.0 (0.16")	11.000 (0.433")	Cap Screw Clamp	Flanged (FF)	* P-020G-072-060FF-AL-C-110
72	45.82 (1.80")	4.0 (0.16")	12.000 (0.472")	Cap Screw Clamp	Flanged (FF)	* P-020G-072-060FF-AL-C-120
72	45.82 (1.80")	4.0 (0.16")	14.000 (0.551")	Cap Screw Clamp	Flanged (FF)	* P-020G-072-060FF-AL-C-140
72	45.82 (1.80")	4.0 (0.16")	15.000 (0.591")	Cap Screw Clamp	Flanged (FF)	* P-020G-072-060FF-AL-C-150
72	45.82 (1.80")	4.0 (0.16")	16.000 (0.630")	Cap Screw Clamp	Flanged (FF)	* P-020G-072-060FF-AL-C-160
72	45.82 (1.80")	4.0 (0.16")	18.000 (0.709")	Cap Screw Clamp	Flanged (FF)	* P-020G-072-060FF-AL-C-180
72	45.82 (1.80")	4.0 (0.16")	19.000 (0.748")	Cap Screw Clamp	Flanged (FF)	* P-020G-072-060FF-AL-C-190
72	45.82 (1.80")	4.0 (0.16")	20.000 (0.787")	Cap Screw Clamp	Flanged (FF)	* P-020G-072-060FF-AL-C-200
72	45.82 (1.80")	6.0 (0.24")	6.000 (0.236")	EZ-Lock Hub	Unflanged (P)	<b>P-020G-072-060P-AL-E-060</b>
72	45.82 (1.80")	6.0 (0.24")	6.350 (0.250")	EZ-Lock Hub	Unflanged (P)	<b>P-020G-072-060P-AL-E-064</b>
72	45.82 (1.80")	6.0 (0.24")	6.000 (0.236")	Set Screw	Unflanged (P)	* P-020G-072-060P-AL-G-060
72	45.82 (1.80")	6.0 (0.24")	6.350 (0.250")	Set Screw	Unflanged (P)	<b>P-020G-072-060P-AL-G-064</b>
72	45.82 (1.80")	9.0 (0.35")	6.000 (0.236")	Set Screw	Unflanged (P)	* P-020G-072-090P-AL-G-060
72	45.82 (1.80")	9.0 (0.35")	6.350 (0.250")	Set Screw	Unflanged (P)	<b>P-020G-072-090P-AL-G-064</b>
74	47.09 (1.85")	6.0 (0.24")	6.350 (0.250")	Set Screw	Unflanged (P)	<b>P-020G-074-060P-AL-G-064</b>
74	47.09 (1.85")	6.0 (0.24")	8.000 (0.315")	Set Screw	Unflanged (P)	* P-020G-074-060P-AL-G-080
74	47.09 (1.85")	9.0 (0.35")	6.350 (0.250")	Set Screw	Unflanged (P)	<b>P-020G-074-090P-AL-G-064</b>
74	47.09 (1.85")	9.0 (0.35")	8.000 (0.315")	Set Screw	Unflanged (P)	* P-020G-074-090P-AL-G-080
75	47.73 (1.88")	9.0 (0.35")	6.350 (0.250")	Set Screw	Unflanged (P)	* P-020G-075-090P-AL-G-064
80	50.91 (2.00")	6.0 (0.24")	7.938 (0.313")	EZ-Lock Hub	Unflanged (P)	<b>P-020G-080-060P-AL-E-079</b>
80	50.91 (2.00")	6.0 (0.24")	8.000 (0.315")	EZ-Lock Hub	Unflanged (P)	<b>P-020G-080-060P-AL-E-080</b>
80	50.91 (2.00")	6.0 (0.24")	7.938 (0.313")	Set Screw	Unflanged (P)	<b>P-020G-080-060P-AL-G-079</b>
80	50.91 (2.00")	9.0 (0.35")	7.938 (0.313")	Set Screw	Unflanged (P)	<b>P-020G-080-090P-AL-G-079</b>
80	50.91 (2.00")	9.0 (0.35")	8.000 (0.315")	Set Screw	Unflanged (P)	* P-020G-080-090P-AL-G-080
90	57.27 (2.25")	6.0 (0.24")	7.938 (0.313")	EZ-Lock Hub	Unflanged (P)	<b>P-020G-090-060P-AL-E-079</b>
90	57.27 (2.25")	6.0 (0.24")	8.000 (0.315")	EZ-Lock Hub	Unflanged (P)	<b>P-020G-090-060P-AL-E-080</b>
90	57.27 (2.25")	6.0 (0.24")	7.938 (0.313")	Set Screw	Unflanged (P)	<b>P-020G-090-060P-AL-G-079</b>

Stocked or Short Delivery

Usually Available Short Delivery

Long delivery or not in current production

\* Large Minimum Quantities

\*\* Available only while stock lasts

Page 11 of 82

E&OE

## 2mm - GT2 Curvilinear Through Bore

All dimensions are shown as mm (inches)

Teeth	Pitch Dia. (PD)	Max Belt Width	Bore (d)	Locking Type	Type	Part Number
90	57.27 (2.25")	6.0 (0.24")	8.000 (0.315")	Set Screw	Unflanged (P)	** P-020G-090-060P-AL-G-080
90	57.27 (2.25")	9.0 (0.35")	7.938 (0.313")	Set Screw	Unflanged (P)	P-020G-090-090P-AL-G-079
90	57.27 (2.25")	9.0 (0.35")	8.000 (0.315")	Set Screw	Unflanged (P)	* P-020G-090-090P-AL-G-080
100	63.63 (2.51")	6.0 (0.24")	7.938 (0.313")	EZ-Lock Hub	Unflanged (P)	P-020G-100-060P-AL-E-079
100	63.63 (2.51")	6.0 (0.24")	8.000 (0.315")	EZ-Lock Hub	Unflanged (P)	P-020G-100-060P-AL-E-080
100	63.63 (2.51")	6.0 (0.24")	7.938 (0.313")	Set Screw	Unflanged (P)	P-020G-100-060P-AL-G-079
100	63.63 (2.51")	6.0 (0.24")	8.000 (0.315")	Set Screw	Unflanged (P)	* P-020G-100-060P-AL-G-080
100	63.63 (2.51")	9.0 (0.35")	7.938 (0.313")	Set Screw	Unflanged (P)	P-020G-100-090P-AL-G-079
100	63.63 (2.51")	9.0 (0.35")	8.000 (0.315")	Set Screw	Unflanged (P)	* P-020G-100-090P-AL-G-080
120	76.36 (3.01")	6.0 (0.24")	9.525 (0.375")	EZ-Lock Hub	Unflanged (P)	P-020G-120-060P-AL-E-095
120	76.36 (3.01")	6.0 (0.24")	10.000 (0.394")	EZ-Lock Hub	Unflanged (P)	P-020G-120-060P-AL-E-100
120	76.36 (3.01")	6.0 (0.24")	9.525 (0.375")	Set Screw	Unflanged (P)	P-020G-120-060P-AL-G-095
120	76.36 (3.01")	6.0 (0.24")	10.000 (0.394")	Set Screw	Unflanged (P)	* P-020G-120-060P-AL-G-100
120	76.36 (3.01")	9.0 (0.35")	9.525 (0.375")	Set Screw	Unflanged (P)	P-020G-120-090P-AL-G-095
120	76.36 (3.01")	9.0 (0.35")	10.000 (0.394")	Set Screw	Unflanged (P)	* P-020G-120-090P-AL-G-100

## 2.032mm (0.08 in.) - MXL Trapezoidal Through Bore

All dimensions are shown as mm (inches)

Teeth	Pitch Dia. (PD)	Max Belt Width	Bore (d)	Locking Type	Type	Part Number
10	6.47 (0.25")	3.2 (0.13")	3.000 (0.118")	Set Screw	Flanged (FH)	P-MXL-010-032FH-AL-G-030
10	6.47 (0.25")	3.2 (0.13")	3.175 (0.125")	Set Screw	Flanged (FH)	P-MXL-010-032FH-AL-G-032
10	6.47 (0.25")	6.4 (0.25")	3.000 (0.118")	Set Screw	Flanged (FH)	P-MXL-010-064FH-AL-G-030
10	6.47 (0.25")	6.4 (0.25")	3.175 (0.125")	Set Screw	Flanged (FH)	P-MXL-010-064FH-AL-G-032
10	6.47 (0.25")	9.5 (0.37")	3.000 (0.118")	Set Screw	Flanged (FH)	P-MXL-010-095FH-AL-G-030
10	6.47 (0.25")	9.5 (0.37")	3.175 (0.125")	Set Screw	Flanged (FH)	P-MXL-010-095FH-AL-G-032
11	7.11 (0.28")	3.2 (0.13")	3.000 (0.118")	Set Screw	Flanged (FH)	P-MXL-011-032FH-AL-G-030
11	7.11 (0.28")	3.2 (0.13")	3.175 (0.125")	Set Screw	Flanged (FH)	P-MXL-011-032FH-AL-G-032
11	7.11 (0.28")	6.4 (0.25")	3.000 (0.118")	Set Screw	Flanged (FH)	P-MXL-011-064FH-AL-G-030
11	7.11 (0.28")	6.4 (0.25")	3.175 (0.125")	Set Screw	Flanged (FH)	P-MXL-011-064FH-AL-G-032
11	7.11 (0.28")	9.5 (0.37")	3.000 (0.118")	Set Screw	Flanged (FH)	P-MXL-011-095FH-AL-G-030
11	7.11 (0.28")	9.5 (0.37")	3.175 (0.125")	Set Screw	Flanged (FH)	P-MXL-011-095FH-AL-G-032
12	7.76 (0.31")	3.2 (0.13")	3.000 (0.118")	Set Screw	Flanged (FH)	P-MXL-012-032FH-AL-G-030
12	7.76 (0.31")	3.2 (0.13")	3.175 (0.125")	Set Screw	Flanged (FH)	P-MXL-012-032FH-AL-G-032
12	7.76 (0.31")	6.4 (0.25")	3.000 (0.118")	EZ-Lock Hub	Flanged (FH)	P-MXL-012-064FH-AL-E-030
12	7.76 (0.31")	6.4 (0.25")	3.175 (0.125")	EZ-Lock Hub	Flanged (FH)	P-MXL-012-064FH-AL-E-032
12	7.76 (0.31")	6.4 (0.25")	3.000 (0.118")	Set Screw	Flanged (FH)	P-MXL-012-064FH-AL-G-030
12	7.76 (0.31")	6.4 (0.25")	3.175 (0.125")	Set Screw	Flanged (FH)	P-MXL-012-064FH-AL-G-032
12	7.76 (0.31")	9.5 (0.37")	3.000 (0.118")	Set Screw	Flanged (FH)	P-MXL-012-095FH-AL-G-030
12	7.76 (0.31")	9.5 (0.37")	3.175 (0.125")	Set Screw	Flanged (FH)	P-MXL-012-095FH-AL-G-032
14	9.05 (0.36")	3.2 (0.13")	3.000 (0.118")	Set Screw	Flanged (FH)	P-MXL-014-032FH-AL-G-030
14	9.05 (0.36")	3.2 (0.13")	3.175 (0.125")	Set Screw	Flanged (FH)	P-MXL-014-032FH-AL-G-032
14	9.05 (0.36")	6.4 (0.25")	3.000 (0.118")	Set Screw	Flanged (FH)	P-MXL-014-064FH-AL-G-030
14	9.05 (0.36")	6.4 (0.25")	3.175 (0.125")	Set Screw	Flanged (FH)	P-MXL-014-064FH-AL-G-032
14	9.05 (0.36")	9.5 (0.37")	3.000 (0.118")	Set Screw	Flanged (FH)	P-MXL-014-095FH-AL-G-030
14	9.05 (0.36")	9.5 (0.37")	3.175 (0.125")	Set Screw	Flanged (FH)	P-MXL-014-095FH-AL-G-032
15	9.70 (0.38")	3.2 (0.13")	4.000 (0.157")	Set Screw	Flanged (FH)	* P-MXL-015-032FH-AL-G-040
15	9.70 (0.38")	3.2 (0.13")	4.763 (0.188")	Set Screw	Flanged (FH)	P-MXL-015-032FH-AL-G-048
15	9.70 (0.38")	3.2 (0.13")	5.000 (0.197")	Set Screw	Flanged (FH)	P-MXL-015-032FH-AL-G-050
15	9.70 (0.38")	6.4 (0.25")	4.763 (0.188")	EZ-Lock Hub	Flanged (FH)	P-MXL-015-064FH-AL-E-048
15	9.70 (0.38")	6.4 (0.25")	5.000 (0.197")	EZ-Lock Hub	Flanged (FH)	P-MXL-015-064FH-AL-E-050
15	9.70 (0.38")	6.4 (0.25")	4.000 (0.157")	Set Screw	Flanged (FH)	P-MXL-015-064FH-AL-G-040
15	9.70 (0.38")	6.4 (0.25")	4.763 (0.188")	Set Screw	Flanged (FH)	P-MXL-015-064FH-AL-G-048
15	9.70 (0.38")	9.5 (0.37")	4.000 (0.157")	Set Screw	Flanged (FH)	P-MXL-015-095FH-AL-G-040
15	9.70 (0.38")	9.5 (0.37")	4.763 (0.188")	Set Screw	Flanged (FH)	P-MXL-015-095FH-AL-G-048
16	10.34 (0.41")	3.2 (0.13")	4.000 (0.157")	Set Screw	Flanged (FH)	** P-MXL-016-032FH-AL-G-040

Stocked or Short Delivery

Usually Available Short Delivery

Long delivery or not in current production

\* Large Minimum Quantities

\*\* Available only while stock lasts

Page 12 of 82

E&OE

## 2.032mm (0.08 in.) - MXL Trapezoidal Through Bore

All dimensions are shown as mm (inches)

Teeth	Pitch Dia. (PD)	Max Belt Width	Bore (d)	Locking Type	Type	Part Number
16	10.34 (0.41")	3.2 (0.13")	4.763 (0.188")	Set Screw	Flanged (FH)	P-MXL-016-032FH-AL-G-048
16	10.34 (0.41")	3.2 (0.13")	5.000 (0.197")	Set Screw	Flanged (FH)	P-MXL-016-032FH-AL-G-050
16	10.34 (0.41")	6.4 (0.25")	4.763 (0.188")	EZ-Lock Hub	Flanged (FH)	P-MXL-016-064FH-AL-E-048
16	10.34 (0.41")	6.4 (0.25")	5.000 (0.197")	EZ-Lock Hub	Flanged (FH)	P-MXL-016-064FH-AL-E-050
16	10.34 (0.41")	6.4 (0.25")	4.000 (0.157")	Set Screw	Flanged (FH)	P-MXL-016-064FH-AL-G-040
16	10.34 (0.41")	6.4 (0.25")	4.763 (0.188")	Set Screw	Flanged (FH)	P-MXL-016-064FH-AL-G-048
16	10.34 (0.41")	9.5 (0.37")	4.000 (0.157")	Set Screw	Flanged (FH)	P-MXL-016-095FH-AL-G-040
16	10.34 (0.41")	9.5 (0.37")	4.763 (0.188")	Set Screw	Flanged (FH)	P-MXL-016-095FH-AL-G-048
18	11.64 (0.46")	3.2 (0.13")	4.000 (0.157")	Set Screw	Flanged (FF)	* P-MXL-018-032FF-AL-G-040
18	11.64 (0.46")	3.2 (0.13")	4.763 (0.188")	Set Screw	Flanged (FF)	P-MXL-018-032FF-AL-G-048
18	11.64 (0.46")	3.2 (0.13")	5.000 (0.197")	Set Screw	Flanged (FH)	P-MXL-018-032FF-AL-G-050
18	11.64 (0.46")	3.2 (0.13")	6.000 (0.236")	Set Screw	Flanged (FH)	* P-MXL-018-032FH-AL-G-060
18	11.64 (0.46")	3.2 (0.13")	6.350 (0.250")	Set Screw	Flanged (FH)	P-MXL-018-032FH-AL-G-064
18	11.64 (0.46")	6.4 (0.25")	4.000 (0.157")	Set Screw	Flanged (FF)	P-MXL-018-064FF-AL-G-040
18	11.64 (0.46")	6.4 (0.25")	4.763 (0.188")	Set Screw	Flanged (FF)	P-MXL-018-064FF-AL-G-048
18	11.64 (0.46")	6.4 (0.25")	6.000 (0.236")	EZ-Lock Hub	Flanged (FH)	P-MXL-018-064FH-AL-E-060
18	11.64 (0.46")	6.4 (0.25")	6.350 (0.250")	EZ-Lock Hub	Flanged (FH)	P-MXL-018-064FH-AL-E-064
18	11.64 (0.46")	6.4 (0.25")	6.000 (0.236")	Set Screw	Flanged (FH)	P-MXL-018-064FH-AL-G-060
18	11.64 (0.46")	6.4 (0.25")	6.350 (0.250")	Set Screw	Flanged (FH)	P-MXL-018-064FH-AL-G-064
18	11.64 (0.46")	9.5 (0.37")	4.000 (0.157")	Set Screw	Flanged (FF)	P-MXL-018-095FF-AL-G-040
18	11.64 (0.46")	9.5 (0.37")	4.763 (0.188")	Set Screw	Flanged (FF)	P-MXL-018-095FF-AL-G-048
18	11.64 (0.46")	9.5 (0.37")	6.000 (0.236")	Set Screw	Flanged (FH)	P-MXL-018-095FH-AL-G-060
18	11.64 (0.46")	9.5 (0.37")	6.350 (0.250")	Set Screw	Flanged (FH)	P-MXL-018-095FH-AL-G-064
20	12.93 (0.51")	3.2 (0.13")	4.000 (0.157")	Set Screw	Flanged (FF)	* P-MXL-020-032FF-AL-G-040
20	12.93 (0.51")	3.2 (0.13")	4.445 (0.175")	Set Screw	Flanged (FF)	* P-MXL-020-032FF-AL-G-044
20	12.93 (0.51")	3.2 (0.13")	4.763 (0.188")	Set Screw	Flanged (FF)	P-MXL-020-032FF-AL-G-048
20	12.93 (0.51")	3.2 (0.13")	5.000 (0.197")	Set Screw	Flanged (FH)	P-MXL-020-032FF-AL-G-050
20	12.93 (0.51")	3.2 (0.13")	6.000 (0.236")	Set Screw	Flanged (FH)	* P-MXL-020-032FH-AL-G-060
20	12.93 (0.51")	3.2 (0.13")	6.350 (0.250")	Set Screw	Flanged (FH)	P-MXL-020-032FH-AL-G-064
20	12.93 (0.51")	6.4 (0.25")	4.000 (0.157")	Set Screw	Flanged (FF)	P-MXL-020-064FF-AL-G-040
20	12.93 (0.51")	6.4 (0.25")	4.763 (0.188")	Set Screw	Flanged (FF)	P-MXL-020-064FF-AL-G-048
20	12.93 (0.51")	6.4 (0.25")	6.000 (0.236")	EZ-Lock Hub	Flanged (FH)	P-MXL-020-064FH-AL-E-060
20	12.93 (0.51")	6.4 (0.25")	6.350 (0.250")	EZ-Lock Hub	Flanged (FH)	P-MXL-020-064FH-AL-E-064
20	12.93 (0.51")	6.4 (0.25")	6.000 (0.236")	Set Screw	Flanged (FH)	P-MXL-020-064FH-AL-G-060
20	12.93 (0.51")	6.4 (0.25")	6.350 (0.250")	Set Screw	Flanged (FH)	P-MXL-020-064FH-AL-G-064
20	12.93 (0.51")	9.5 (0.37")	4.000 (0.157")	Set Screw	Flanged (FF)	P-MXL-020-095FF-AL-G-040
20	12.93 (0.51")	9.5 (0.37")	4.763 (0.188")	Set Screw	Flanged (FF)	P-MXL-020-095FF-AL-G-048
20	12.93 (0.51")	9.5 (0.37")	6.000 (0.236")	Set Screw	Flanged (FH)	P-MXL-020-095FH-AL-G-060
20	12.93 (0.51")	9.5 (0.37")	6.350 (0.250")	Set Screw	Flanged (FH)	P-MXL-020-095FH-AL-G-064
21	13.58 (0.53")	3.2 (0.13")	4.000 (0.157")	Set Screw	Flanged (FF)	* P-MXL-021-032FF-AL-G-040
21	13.58 (0.53")	3.2 (0.13")	4.763 (0.188")	Set Screw	Flanged (FF)	P-MXL-021-032FF-AL-G-048
21	13.58 (0.53")	3.2 (0.13")	5.000 (0.197")	Set Screw	Flanged (FF)	P-MXL-021-032FF-AL-G-050
21	13.58 (0.53")	3.2 (0.13")	6.000 (0.236")	Set Screw	Flanged (FH)	* P-MXL-021-032FH-AL-G-060
21	13.58 (0.53")	3.2 (0.13")	6.350 (0.250")	Set Screw	Flanged (FH)	P-MXL-021-032FH-AL-G-064
21	13.58 (0.53")	6.4 (0.25")	4.000 (0.157")	Set Screw	Flanged (FF)	P-MXL-021-064FF-AL-G-040
21	13.58 (0.53")	6.4 (0.25")	4.763 (0.188")	Set Screw	Flanged (FF)	P-MXL-021-064FF-AL-G-048
21	13.58 (0.53")	6.4 (0.25")	5.000 (0.197")	Set Screw	Flanged (FH)	* P-MXL-021-064FH-AL-G-050
21	13.58 (0.53")	6.4 (0.25")	6.000 (0.236")	Set Screw	Flanged (FH)	P-MXL-021-064FH-AL-G-060
21	13.58 (0.53")	6.4 (0.25")	6.350 (0.250")	Set Screw	Flanged (FH)	P-MXL-021-064FH-AL-G-064
21	13.58 (0.53")	9.5 (0.37")	4.000 (0.157")	Set Screw	Flanged (FF)	P-MXL-021-095FF-AL-G-040
21	13.58 (0.53")	9.5 (0.37")	4.763 (0.188")	Set Screw	Flanged (FF)	P-MXL-021-095FF-AL-G-048
21	13.58 (0.53")	9.5 (0.37")	6.000 (0.236")	Set Screw	Flanged (FH)	P-MXL-021-095FH-AL-G-060
21	13.58 (0.53")	9.5 (0.37")	6.350 (0.250")	Set Screw	Flanged (FH)	P-MXL-021-095FH-AL-G-064
22	14.22 (0.56")	3.2 (0.13")	4.000 (0.157")	Set Screw	Flanged (FF)	* P-MXL-022-032FF-AL-G-040

Stocked or Short Delivery

Usually Available Short Delivery

Long delivery or not in current production

\* Large Minimum Quantities

\*\* Available only while stock lasts


Page 13 of 82

E&OE


## 2.032mm (0.08 in.) - MXL Trapezoidal Through Bore

All dimensions are shown as mm (inches)

Teeth	Pitch Dia. (PD)	Max Belt Width	Bore (d)	Locking Type	Type	Part Number
22	14.22 (0.56")	3.2 (0.13")	4.763 (0.188")	Set Screw	Flanged (FF)	P-MXL-022-032FF-AL-G-048
22	14.22 (0.56")	3.2 (0.13")	5.000 (0.197")	Set Screw	Flanged (FF)	P-MXL-022-032FF-AL-G-050
22	14.22 (0.56")	3.2 (0.13")	6.000 (0.236")	Set Screw	Flanged (FH)	* P-MXL-022-032FH-AL-G-060
22	14.22 (0.56")	3.2 (0.13")	6.350 (0.250")	Set Screw	Flanged (FH)	P-MXL-022-032FH-AL-G-064
22	14.22 (0.56")	6.4 (0.25")	4.000 (0.157")	Set Screw	Flanged (FF)	P-MXL-022-064FF-AL-G-040
22	14.22 (0.56")	6.4 (0.25")	4.763 (0.188")	Set Screw	Flanged (FF)	P-MXL-022-064FF-AL-G-048
22	14.22 (0.56")	6.4 (0.25")	6.000 (0.236")	EZ-Lock Hub	Flanged (FH)	P-MXL-022-064FH-AL-E-060
22	14.22 (0.56")	6.4 (0.25")	6.350 (0.250")	EZ-Lock Hub	Flanged (FH)	P-MXL-022-064FH-AL-E-064
22	14.22 (0.56")	6.4 (0.25")	6.000 (0.236")	Set Screw	Flanged (FH)	P-MXL-022-064FH-AL-G-060
22	14.22 (0.56")	6.4 (0.25")	6.350 (0.250")	Set Screw	Flanged (FH)	P-MXL-022-064FH-AL-G-064
22	14.22 (0.56")	9.5 (0.37")	4.000 (0.157")	Set Screw	Flanged (FF)	P-MXL-022-095FF-AL-G-040
22	14.22 (0.56")	9.5 (0.37")	4.763 (0.188")	Set Screw	Flanged (FF)	P-MXL-022-095FF-AL-G-048
22	14.22 (0.56")	9.5 (0.37")	6.000 (0.236")	Set Screw	Flanged (FH)	P-MXL-022-095FH-AL-G-060
22	14.22 (0.56")	9.5 (0.37")	6.350 (0.250")	Set Screw	Flanged (FH)	P-MXL-022-095FH-AL-G-064
24	15.52 (0.61")	3.2 (0.13")	6.000 (0.236")	Set Screw	Flanged (FF)	P-MXL-024-032FF-AL-G-060
24	15.52 (0.61")	3.2 (0.13")	6.350 (0.250")	Set Screw	Flanged (FF)	P-MXL-024-032FF-AL-G-064
24	15.52 (0.61")	6.4 (0.25")	5.000 (0.197")	Set Screw	Flanged (FF)	* P-MXL-024-064FF-AL-G-050
24	15.52 (0.61")	6.4 (0.25")	6.000 (0.236")	Set Screw	Flanged (FF)	P-MXL-024-064FF-AL-G-060
24	15.52 (0.61")	6.4 (0.25")	6.350 (0.250")	Set Screw	Flanged (FF)	P-MXL-024-064FF-AL-G-064
24	15.52 (0.61")	6.4 (0.25")	6.000 (0.236")	EZ-Lock Hub	Flanged (FH)	P-MXL-024-064FH-AL-E-060
24	15.52 (0.61")	6.4 (0.25")	6.350 (0.250")	EZ-Lock Hub	Flanged (FH)	P-MXL-024-064FH-AL-E-064
24	15.52 (0.61")	9.5 (0.37")	6.000 (0.236")	Set Screw	Flanged (FF)	P-MXL-024-095FF-AL-G-060
24	15.52 (0.61")	9.5 (0.37")	6.350 (0.250")	Set Screw	Flanged (FF)	P-MXL-024-095FF-AL-G-064
25	16.16 (0.64")	3.2 (0.13")	6.000 (0.236")	Set Screw	Flanged (FF)	* P-MXL-025-032FF-AL-G-060
25	16.16 (0.64")	6.4 (0.25")	6.000 (0.236")	Set Screw	Flanged (FF)	P-MXL-025-064FF-AL-G-060
25	16.16 (0.64")	6.4 (0.25")	6.350 (0.250")	Set Screw	Flanged (FF)	P-MXL-025-064FF-AL-G-064
25	16.16 (0.64")	6.4 (0.25")	6.000 (0.236")	EZ-Lock Hub	Flanged (FH)	P-MXL-025-064FH-AL-E-060
25	16.16 (0.64")	6.4 (0.25")	6.350 (0.250")	EZ-Lock Hub	Flanged (FH)	P-MXL-025-064FH-AL-E-064
25	16.16 (0.64")	9.5 (0.37")	6.000 (0.236")	Set Screw	Flanged (FF)	P-MXL-025-095FF-AL-G-060
25	16.16 (0.64")	9.5 (0.37")	6.350 (0.250")	Set Screw	Flanged (FF)	P-MXL-025-095FF-AL-G-064
28	18.10 (0.71")	3.2 (0.13")	6.000 (0.236")	Set Screw	Flanged (FF)	P-MXL-028-032FF-AL-G-060
28	18.10 (0.71")	3.2 (0.13")	6.350 (0.250")	Set Screw	Flanged (FF)	P-MXL-028-032FF-AL-G-064
28	18.10 (0.71")	6.4 (0.25")	6.000 (0.236")	Set Screw	Flanged (FF)	P-MXL-028-064FF-AL-G-060
28	18.10 (0.71")	6.4 (0.25")	6.350 (0.250")	Set Screw	Flanged (FF)	P-MXL-028-064FF-AL-G-064
28	18.10 (0.71")	6.4 (0.25")	6.000 (0.236")	EZ-Lock Hub	Flanged (FH)	P-MXL-028-064FH-AL-E-060
28	18.10 (0.71")	6.4 (0.25")	6.350 (0.250")	EZ-Lock Hub	Flanged (FH)	P-MXL-028-064FH-AL-E-064
28	18.10 (0.71")	9.5 (0.37")	6.000 (0.236")	Set Screw	Flanged (FF)	P-MXL-028-095FF-AL-G-060
28	18.10 (0.71")	9.5 (0.37")	6.350 (0.250")	Set Screw	Flanged (FF)	P-MXL-028-095FF-AL-G-064
30	19.40 (0.76")	3.2 (0.13")	6.000 (0.236")	Set Screw	Flanged (FF)	P-MXL-030-032FF-AL-G-060
30	19.40 (0.76")	3.2 (0.13")	6.350 (0.250")	Set Screw	Flanged (FF)	P-MXL-030-032FF-AL-G-064
30	19.40 (0.76")	6.4 (0.25")	6.000 (0.236")	Set Screw M3 x 4	Flanged (FF)	P-MXL-030-064FF-AL-G-060
30	19.40 (0.76")	6.4 (0.25")	6.350 (0.250")	Set Screw	Flanged (FF)	P-MXL-030-064FF-AL-G-064
30	19.40 (0.76")	6.4 (0.25")	6.000 (0.236")	EZ-Lock Hub	Flanged (FH)	P-MXL-030-064FH-AL-E-060
30	19.40 (0.76")	6.4 (0.25")	6.350 (0.250")	EZ-Lock Hub	Flanged (FH)	P-MXL-030-064FH-AL-E-064
30	19.40 (0.76")	9.5 (0.37")	6.000 (0.236")	Set Screw	Flanged (FF)	P-MXL-030-095FF-AL-G-060
30	19.40 (0.76")	9.5 (0.37")	6.350 (0.250")	Set Screw	Flanged (FF)	P-MXL-030-095FF-AL-G-064
32	20.69 (0.81")	3.2 (0.13")	6.000 (0.236")	Set Screw	Flanged (FF)	P-MXL-032-032FF-AL-G-060
32	20.69 (0.81")	3.2 (0.13")	6.350 (0.250")	Set Screw	Flanged (FF)	P-MXL-032-032FF-AL-G-064
32	20.69 (0.81")	6.4 (0.25")	6.000 (0.236")	Set Screw	Flanged (FF)	P-MXL-032-064FF-AL-G-060
32	20.69 (0.81")	6.4 (0.25")	6.350 (0.250")	Set Screw	Flanged (FF)	P-MXL-032-064FF-AL-G-064
32	20.69 (0.81")	6.4 (0.25")	6.000 (0.236")	EZ-Lock Hub	Flanged (FH)	P-MXL-032-064FH-AL-E-060
32	20.69 (0.81")	6.4 (0.25")	6.350 (0.250")	EZ-Lock Hub	Flanged (FH)	P-MXL-032-064FH-AL-E-064
32	20.69 (0.81")	9.5 (0.37")	6.000 (0.236")	Set Screw	Flanged (FF)	P-MXL-032-095FF-AL-G-060
32	20.69 (0.81")	9.5 (0.37")	6.350 (0.250")	Set Screw	Flanged (FF)	P-MXL-032-095FF-AL-G-064

 Stocked or Short Delivery

 Usually Available Short Delivery

 Long delivery or not in current production


\* Large Minimum Quantities

\*\* Available only while stock lasts


## 2.032mm (0.08 in.) - MXL Trapezoidal Through Bore

All dimensions are shown as mm (inches)

Teeth	Pitch Dia. (PD)	Max Belt Width	Bore (d)	Locking Type	Type	Part Number
36	23.27 (0.92")	3.2 (0.13")	6.000 (0.236")	Set Screw	Flanged (FF)	P-MXL-036-032FF-AL-G-060
36	23.27 (0.92")	3.2 (0.13")	6.350 (0.250")	Set Screw	Flanged (FF)	P-MXL-036-032FF-AL-G-064
36	23.27 (0.92")	6.4 (0.25")	6.000 (0.236")	EZ-Lock Hub	Flanged (FF)	P-MXL-036-064FF-AL-E-060
36	23.27 (0.92")	6.4 (0.25")	6.350 (0.250")	EZ-Lock Hub	Flanged (FF)	P-MXL-036-064FF-AL-E-064
36	23.27 (0.92")	6.4 (0.25")	6.000 (0.236")	Set Screw	Flanged (FF)	P-MXL-036-064FF-AL-G-060
36	23.27 (0.92")	6.4 (0.25")	6.350 (0.250")	Set Screw	Flanged (FF)	P-MXL-036-064FF-AL-G-064
36	23.27 (0.92")	9.5 (0.37")	6.000 (0.236")	Set Screw	Flanged (FF)	P-MXL-036-095FF-AL-G-060
36	23.27 (0.92")	9.5 (0.37")	6.350 (0.250")	Set Screw	Flanged (FF)	P-MXL-036-095FF-AL-G-064
40	25.86 (1.02")	3.2 (0.13")	6.000 (0.236")	Set Screw	Flanged (FF)	P-MXL-040-032FF-AL-G-060
40	25.86 (1.02")	3.2 (0.13")	6.350 (0.250")	Set Screw	Flanged (FF)	P-MXL-040-032FF-AL-G-064
40	25.86 (1.02")	6.4 (0.25")	6.000 (0.236")	EZ-Lock Hub	Flanged (FF)	P-MXL-040-064FF-AL-E-060
40	25.86 (1.02")	6.4 (0.25")	6.350 (0.250")	EZ-Lock Hub	Flanged (FF)	P-MXL-040-064FF-AL-E-064
40	25.86 (1.02")	6.4 (0.25")	6.000 (0.236")	Set Screw	Flanged (FF)	P-MXL-040-064FF-AL-G-060
40	25.86 (1.02")	6.4 (0.25")	6.350 (0.250")	Set Screw	Flanged (FF)	P-MXL-040-064FF-AL-G-064
40	25.86 (1.02")	9.5 (0.37")	6.000 (0.236")	Set Screw	Flanged (FF)	P-MXL-040-095FF-AL-G-060
40	25.86 (1.02")	9.5 (0.37")	6.350 (0.250")	Set Screw	Flanged (FF)	P-MXL-040-095FF-AL-G-064
42	27.15 (1.07")	3.2 (0.13")	6.000 (0.236")	Set Screw	Flanged (FF)	P-MXL-042-032FF-AL-G-060
42	27.15 (1.07")	3.2 (0.13")	6.350 (0.250")	Set Screw	Flanged (FF)	P-MXL-042-032FF-AL-G-064
42	27.15 (1.07")	6.4 (0.25")	6.000 (0.236")	Set Screw	Flanged (FF)	P-MXL-042-064FF-AL-G-060
42	27.15 (1.07")	6.4 (0.25")	6.350 (0.250")	Set Screw	Flanged (FF)	P-MXL-042-064FF-AL-G-064
42	27.15 (1.07")	9.5 (0.37")	6.000 (0.236")	Set Screw	Flanged (FF)	P-MXL-042-095FF-AL-G-060
42	27.15 (1.07")	9.5 (0.37")	6.350 (0.250")	Set Screw	Flanged (FF)	P-MXL-042-095FF-AL-G-064
44	28.45 (1.12")	3.2 (0.13")	6.000 (0.236")	Set Screw	Flanged (FF)	P-MXL-044-032FF-AL-G-060
44	28.45 (1.12")	3.2 (0.13")	6.350 (0.250")	Set Screw	Flanged (FF)	P-MXL-044-032FF-AL-G-064
44	28.45 (1.12")	6.4 (0.25")	6.000 (0.236")	Set Screw	Flanged (FF)	P-MXL-044-064FF-AL-G-060
44	28.45 (1.12")	6.4 (0.25")	6.350 (0.250")	Set Screw	Flanged (FF)	P-MXL-044-064FF-AL-G-064
44	28.45 (1.12")	9.5 (0.37")	6.000 (0.236")	Set Screw	Flanged (FF)	P-MXL-044-095FF-AL-G-060
44	28.45 (1.12")	9.5 (0.37")	6.350 (0.250")	Set Screw	Flanged (FF)	P-MXL-044-095FF-AL-G-064
48	31.03 (1.22")	3.2 (0.13")	6.000 (0.236")	Set Screw	Flanged (FF)	P-MXL-048-032FF-AL-G-060
48	31.03 (1.22")	3.2 (0.13")	6.350 (0.250")	Set Screw	Flanged (FF)	P-MXL-048-032FF-AL-G-064
48	31.03 (1.22")	6.4 (0.25")	6.000 (0.236")	EZ-Lock Hub	Flanged (FF)	P-MXL-048-064FF-AL-E-060
48	31.03 (1.22")	6.4 (0.25")	6.350 (0.250")	EZ-Lock Hub	Flanged (FF)	P-MXL-048-064FF-AL-E-064
48	31.03 (1.22")	6.4 (0.25")	6.000 (0.236")	Set Screw	Flanged (FF)	P-MXL-048-064FF-AL-G-060
48	31.03 (1.22")	6.4 (0.25")	6.350 (0.250")	Set Screw	Flanged (FF)	P-MXL-048-064FF-AL-G-064
48	31.03 (1.22")	9.5 (0.37")	6.000 (0.236")	Set Screw	Flanged (FF)	P-MXL-048-095FF-AL-G-060
48	31.03 (1.22")	9.5 (0.37")	6.350 (0.250")	Set Screw	Flanged (FF)	P-MXL-048-095FF-AL-G-064
60	38.79 (1.53")	3.2 (0.13")	6.000 (0.236")	Set Screw	Flanged (FF)	P-MXL-060-032FF-AL-G-060
60	38.79 (1.53")	3.2 (0.13")	6.350 (0.250")	Set Screw	Flanged (FF)	P-MXL-060-032FF-AL-G-064
60	38.79 (1.53")	6.4 (0.25")	6.000 (0.236")	EZ-Lock Hub	Flanged (FF)	P-MXL-060-064FF-AL-E-060
60	38.79 (1.53")	6.4 (0.25")	6.350 (0.250")	EZ-Lock Hub	Flanged (FF)	P-MXL-060-064FF-AL-E-064
60	38.79 (1.53")	6.4 (0.25")	6.000 (0.236")	Set Screw	Flanged (FF)	P-MXL-060-064FF-AL-G-060
60	38.79 (1.53")	6.4 (0.25")	6.350 (0.250")	Set Screw	Flanged (FF)	P-MXL-060-064FF-AL-G-064
60	38.79 (1.53")	6.4 (0.25")	6.000 (0.236")	EZ-Lock Hub	Unflanged (P)	* P-MXL-060-064P-AL-E-060
60	38.79 (1.53")	6.4 (0.25")	6.350 (0.250")	EZ-Lock Hub	Unflanged (P)	* P-MXL-060-064P-AL-E-064
60	38.79 (1.53")	6.4 (0.25")	6.000 (0.236")	Set Screw	Unflanged (P)	P-MXL-060-064P-AL-G-060
60	38.79 (1.53")	6.4 (0.25")	6.350 (0.250")	Set Screw	Unflanged (P)	P-MXL-060-064P-AL-G-064
60	38.79 (1.53")	9.5 (0.37")	6.000 (0.236")	Set Screw	Flanged (FF)	P-MXL-060-095FF-AL-G-060
60	38.79 (1.53")	9.5 (0.37")	6.350 (0.250")	Set Screw	Flanged (FF)	P-MXL-060-095FF-AL-G-064
60	38.79 (1.53")	9.5 (0.37")	6.000 (0.236")	Set Screw	Unflanged (P)	P-MXL-060-095P-AL-G-060
60	38.79 (1.53")	9.5 (0.37")	6.350 (0.250")	Set Screw	Unflanged (P)	P-MXL-060-095P-AL-G-064
72	46.55 (1.83")	6.4 (0.25")	6.000 (0.236")	EZ-Lock Hub	Unflanged (P)	P-MXL-072-064P-AL-E-060
72	46.55 (1.83")	6.4 (0.25")	6.350 (0.250")	EZ-Lock Hub	Unflanged (P)	P-MXL-072-064P-AL-E-064
72	46.55 (1.83")	6.4 (0.25")	6.000 (0.236")	Set Screw	Unflanged (P)	P-MXL-072-064P-AL-G-060
72	46.55 (1.83")	6.4 (0.25")	6.350 (0.250")	Set Screw	Unflanged (P)	P-MXL-072-064P-AL-G-064

 Stocked or Short Delivery

 Usually Available Short Delivery

 Long delivery or not in current production

\* Large Minimum Quantities

\*\* Available only while stock lasts

## 2.032mm (0.08 in.) - MXL Trapezoidal Through Bore

All dimensions are shown as mm (inches)

Teeth	Pitch Dia. (PD)	Max Belt Width	Bore (d)	Locking Type	Type	Part Number
72	46.55 (1.83")	9.5 (0.37")	6.000 (0.236")	Set Screw	Unflanged (P)	P-MXL-072-095P-AL-G-060
72	46.55 (1.83")	9.5 (0.37")	6.350 (0.250")	Set Screw	Unflanged (P)	P-MXL-072-095P-AL-G-064
80	51.72 (2.04")	6.4 (0.25")	7.938 (0.313")	Set Screw	Unflanged (P)	P-MXL-080-064P-AL-G-079
80	51.72 (2.04")	6.4 (0.25")	8.000 (0.315")	Set Screw	Unflanged (P)	P-MXL-080-064P-AL-G-080
80	51.72 (2.04")	9.5 (0.37")	7.938 (0.313")	Set Screw	Unflanged (P)	P-MXL-080-095P-AL-G-079
80	51.72 (2.04")	9.5 (0.37")	8.000 (0.315")	Set Screw	Unflanged (P)	P-MXL-080-095P-AL-G-080
90	58.19 (2.29")	6.4 (0.25")	7.938 (0.313")	Set Screw	Unflanged (P)	P-MXL-090-064P-AL-G-079
90	58.19 (2.29")	6.4 (0.25")	8.000 (0.315")	Set Screw	Unflanged (P)	P-MXL-090-064P-AL-G-080
90	58.19 (2.29")	9.5 (0.37")	7.938 (0.313")	Set Screw	Unflanged (P)	P-MXL-090-095P-AL-G-079
90	58.19 (2.29")	9.5 (0.37")	8.000 (0.315")	Set Screw	Unflanged (P)	P-MXL-090-095P-AL-G-080
100	64.65 (2.55")	6.4 (0.25")	7.938 (0.313")	Set Screw	Unflanged (P)	P-MXL-100-064P-AL-G-079
100	64.65 (2.55")	6.4 (0.25")	8.000 (0.315")	Set Screw	Unflanged (P)	P-MXL-100-064P-AL-G-080
100	64.65 (2.55")	9.5 (0.37")	7.938 (0.313")	Set Screw	Unflanged (P)	P-MXL-100-095P-AL-G-079
100	64.65 (2.55")	9.5 (0.37")	8.000 (0.315")	Set Screw	Unflanged (P)	P-MXL-100-095P-AL-G-080
120	77.58 (3.05")	6.4 (0.25")	7.925 (0.312")	Set Screw	Unflanged (P)	P-MXL-120-064P-AL-G-079
120	77.58 (3.05")	6.4 (0.25")	9.525 (0.375")	Set Screw	Unflanged (P)	* P-MXL-120-064P-AL-G-095
120	77.58 (3.05")	6.4 (0.25")	10.000 (0.394")	Set Screw	Unflanged (P)	P-MXL-120-064P-AL-G-100
120	77.58 (3.05")	9.5 (0.37")	7.925 (0.312")	Set Screw	Unflanged (P)	P-MXL-120-095P-AL-G-079
120	77.58 (3.05")	9.5 (0.37")	9.525 (0.375")	Set Screw	Unflanged (P)	* P-MXL-120-095P-AL-G-095
120	77.58 (3.05")	9.5 (0.37")	10.000 (0.394")	Set Screw	Unflanged (P)	P-MXL-120-095P-AL-G-100

## 2.073mm (0.0816 in.) - 40DP Trapezoidal Through Bore

All dimensions are shown as mm (inches)

Teeth	Pitch Dia. (PD)	Max Belt Width	Bore (d)	Locking Type	Type	Part Number
10	6.60 (0.26")	4.8 (0.19")	2.388 (0.094")	Set Screw	Flanged (FH)	* P-40D-010-048FH-AL-G-024
10	6.60 (0.26")	4.8 (0.19")	3.175 (0.125")	Set Screw	Flanged (FH)	P-40D-010-048FH-AL-G-032
10	6.60 (0.26")	7.9 (0.31")	2.388 (0.094")	Set Screw	Flanged (FH)	* P-40D-010-079FH-AL-G-024
10	6.60 (0.26")	7.9 (0.31")	3.175 (0.125")	Set Screw	Flanged (FH)	P-40D-010-079FH-AL-G-032
11	7.26 (0.29")	4.8 (0.19")	2.388 (0.094")	Set Screw	Flanged (FH)	* P-40D-011-048FH-AL-G-024
11	7.26 (0.29")	4.8 (0.19")	3.175 (0.125")	Set Screw	Flanged (FH)	P-40D-011-048FH-AL-G-032
11	7.26 (0.29")	7.9 (0.31")	2.388 (0.094")	Set Screw	Flanged (FH)	* P-40D-011-079FH-AL-G-024
11	7.26 (0.29")	7.9 (0.31")	3.175 (0.125")	Set Screw	Flanged (FH)	P-40D-011-079FH-AL-G-032
12	7.91 (0.31")	4.8 (0.19")	2.388 (0.094")	Set Screw	Flanged (FH)	* P-40D-012-048FH-AL-G-024
12	7.91 (0.31")	4.8 (0.19")	3.175 (0.125")	Set Screw	Flanged (FH)	P-40D-012-048FH-AL-G-032
12	7.91 (0.31")	7.9 (0.31")	2.388 (0.094")	Set Screw	Flanged (FH)	* P-40D-012-079FH-AL-G-024
12	7.91 (0.31")	7.9 (0.31")	3.175 (0.125")	Set Screw	Flanged (FH)	P-40D-012-079FH-AL-G-032
13	8.57 (0.34")	4.8 (0.19")	3.175 (0.125")	Set Screw	Flanged (FH)	P-40D-013-048FH-AL-G-032
13	8.57 (0.34")	7.9 (0.31")	3.175 (0.125")	Set Screw	Flanged (FH)	P-40D-013-079FH-AL-G-032
14	9.23 (0.36")	4.8 (0.19")	3.175 (0.125")	Set Screw	Flanged (FH)	P-40D-014-048FH-AL-G-032
14	9.23 (0.36")	7.9 (0.31")	3.175 (0.125")	Set Screw	Flanged (FH)	P-40D-014-079FH-AL-G-032
15	9.89 (0.39")	4.8 (0.19")	3.175 (0.125")	Set Screw	Flanged (FH)	* P-40D-015-048FH-AL-G-032
15	9.89 (0.39")	4.8 (0.19")	4.763 (0.188")	Set Screw	Flanged (FH)	P-40D-015-048FH-AL-G-048
15	9.89 (0.39")	7.9 (0.31")	3.175 (0.125")	Set Screw	Flanged (FH)	P-40D-015-079FH-AL-G-032
15	9.89 (0.39")	7.9 (0.31")	4.763 (0.188")	Set Screw	Flanged (FH)	P-40D-015-079FH-AL-G-048
16	10.55 (0.42")	4.8 (0.19")	3.175 (0.125")	Set Screw	Flanged (FH)	* P-40D-016-048FH-AL-G-032
16	10.55 (0.42")	4.8 (0.19")	4.763 (0.188")	Set Screw	Flanged (FH)	P-40D-016-048FH-AL-G-048
16	10.55 (0.42")	7.9 (0.31")	3.175 (0.125")	Set Screw	Flanged (FH)	* P-40D-016-079FH-AL-G-032
16	10.55 (0.42")	7.9 (0.31")	4.763 (0.188")	Set Screw	Flanged (FH)	P-40D-016-079FH-AL-G-048
18	11.87 (0.47")	4.8 (0.19")	3.175 (0.125")	Set Screw	Flanged (FF)	* P-40D-018-048FF-AL-G-032
18	11.87 (0.47")	4.8 (0.19")	4.763 (0.188")	Set Screw	Flanged (FF)	P-40D-018-048FF-AL-G-048
18	11.87 (0.47")	4.8 (0.19")	6.350 (0.250")	Set Screw	Flanged (FH)	P-40D-018-048FH-AL-G-064
18	11.87 (0.47")	7.9 (0.31")	3.175 (0.125")	Set Screw	Flanged (FF)	* P-40D-018-079FF-AL-G-032
18	11.87 (0.47")	7.9 (0.31")	4.763 (0.188")	Set Screw	Flanged (FF)	P-40D-018-079FF-AL-G-048
18	11.87 (0.47")	7.9 (0.31")	6.350 (0.250")	Set Screw	Flanged (FH)	P-40D-018-079FH-AL-G-064
20	13.19 (0.52")	4.8 (0.19")	3.175 (0.125")	Set Screw	Flanged (FF)	* P-40D-020-048FF-AL-G-032

Stocked or Short Delivery

Usually Available Short Delivery

Long delivery or not in current production

\* Large Minimum Quantities

\*\* Available only while stock lasts


Page 16 of 82

E&OE




## 2.073mm (0.0816 in.) - 40DP Trapezoidal Through Bore All dimensions are shown as mm (inches)

Teeth	Pitch Dia. (PD)	Max Belt Width	Bore (d)	Locking Type	Type	Part Number
20	13.19 (0.52")	4.8 (0.19")	4.763 (0.188")	Set Screw	Flanged (FF)	<b>P-40D-020-048FF-AL-G-048</b>
20	13.19 (0.52")	4.8 (0.19")	6.350 (0.250")	Set Screw	Flanged (FH)	<b>P-40D-020-048FH-AL-G-064</b>
20	13.19 (0.52")	4.8 (0.19")	4.763 (0.188")	Set Screw	Unflanged (P)	* P-40D-020-048P-AL-G-048
20	13.19 (0.52")	4.8 (0.19")	6.350 (0.250")	Set Screw	Unflanged (P)	<b>P-40D-020-048P-AL-G-064</b>
20	13.19 (0.52")	7.9 (0.31")	3.175 (0.125")	Set Screw	Flanged (FF)	* P-40D-020-079FF-AL-G-032
20	13.19 (0.52")	7.9 (0.31")	4.763 (0.188")	Set Screw	Flanged (FF)	<b>P-40D-020-079FF-AL-G-048</b>
20	13.19 (0.52")	7.9 (0.31")	6.350 (0.250")	Set Screw	Flanged (FH)	<b>P-40D-020-079FH-AL-G-064</b>
20	13.19 (0.52")	7.9 (0.31")	4.763 (0.188")	Set Screw	Unflanged (P)	* P-40D-020-079P-AL-G-048
20	13.19 (0.52")	7.9 (0.31")	6.350 (0.250")	Set Screw	Unflanged (P)	<b>P-40D-020-079P-AL-G-064</b>
21	13.85 (0.55")	4.8 (0.19")	3.175 (0.125")	Set Screw	Flanged (FF)	* P-40D-021-048FF-AL-G-032
21	13.85 (0.55")	4.8 (0.19")	4.763 (0.188")	Set Screw	Flanged (FF)	<b>P-40D-021-048FF-AL-G-048</b>
21	13.85 (0.55")	4.8 (0.19")	6.350 (0.250")	Set Screw	Flanged (FH)	<b>P-40D-021-048FH-AL-G-064</b>
21	13.85 (0.55")	7.9 (0.31")	3.175 (0.125")	Set Screw	Flanged (FF)	* P-40D-021-079FF-AL-G-032
21	13.85 (0.55")	7.9 (0.31")	4.763 (0.188")	Set Screw	Flanged (FF)	<b>P-40D-021-079FF-AL-G-048</b>
21	13.85 (0.55")	7.9 (0.31")	6.350 (0.250")	Set Screw	Flanged (FH)	<b>P-40D-021-079FH-AL-G-064</b>
22	14.51 (0.57")	4.8 (0.19")	3.175 (0.125")	Set Screw	Flanged (FF)	* P-40D-022-048FF-AL-G-032
22	14.51 (0.57")	4.8 (0.19")	4.763 (0.188")	Set Screw	Flanged (FF)	<b>P-40D-022-048FF-AL-G-048</b>
22	14.51 (0.57")	4.8 (0.19")	6.350 (0.250")	Set Screw	Flanged (FH)	<b>P-40D-022-048FH-AL-G-064</b>
22	14.51 (0.57")	7.9 (0.31")	3.175 (0.125")	Set Screw	Flanged (FF)	* P-40D-022-079FF-AL-G-032
22	14.51 (0.57")	7.9 (0.31")	4.763 (0.188")	Set Screw	Flanged (FF)	<b>P-40D-022-079FF-AL-G-048</b>
22	14.51 (0.57")	7.9 (0.31")	6.350 (0.250")	Set Screw	Flanged (FH)	<b>P-40D-022-079FH-AL-G-064</b>
24	15.83 (0.62")	4.8 (0.19")	4.763 (0.188")	Set Screw	Flanged (FF)	* P-40D-024-048FF-AL-G-048
24	15.83 (0.62")	4.8 (0.19")	6.350 (0.250")	Set Screw	Flanged (FF)	<b>P-40D-024-048FF-AL-G-064</b>
24	15.83 (0.62")	4.8 (0.19")	4.763 (0.188")	Set Screw	Unflanged (P)	* P-40D-024-048P-AL-G-048
24	15.83 (0.62")	4.8 (0.19")	6.350 (0.250")	Set Screw	Unflanged (P)	<b>P-40D-024-048P-AL-G-064</b>
24	15.83 (0.62")	7.9 (0.31")	4.763 (0.188")	Set Screw	Flanged (FF)	* P-40D-024-079FF-AL-G-048
24	15.83 (0.62")	7.9 (0.31")	6.350 (0.250")	Set Screw	Flanged (FF)	<b>P-40D-024-079FF-AL-G-064</b>
24	15.83 (0.62")	7.9 (0.31")	4.763 (0.188")	Set Screw	Unflanged (P)	* P-40D-024-079P-AL-G-048
24	15.83 (0.62")	7.9 (0.31")	6.350 (0.250")	Set Screw	Unflanged (P)	<b>P-40D-024-079P-AL-G-064</b>
25	16.49 (0.65")	4.8 (0.19")	4.763 (0.188")	Set Screw	Flanged (FF)	* P-40D-025-048FF-AL-G-048
25	16.49 (0.65")	4.8 (0.19")	6.350 (0.250")	Set Screw	Flanged (FF)	* P-40D-025-048FF-AL-G-064
25	16.49 (0.65")	7.9 (0.31")	4.763 (0.188")	Set Screw	Flanged (FF)	* P-40D-025-079FF-AL-G-048
25	16.49 (0.65")	7.9 (0.31")	6.350 (0.250")	Set Screw	Flanged (FF)	* P-40D-025-079FF-AL-G-064
26	17.15 (0.68")	4.8 (0.19")	4.763 (0.188")	Set Screw	Flanged (FF)	* P-40D-026-048FF-AL-G-048
26	17.15 (0.68")	4.8 (0.19")	6.350 (0.250")	Set Screw	Flanged (FF)	<b>P-40D-026-048FF-AL-G-064</b>
26	17.15 (0.68")	7.9 (0.31")	4.763 (0.188")	Set Screw	Flanged (FF)	* P-40D-026-079FF-AL-G-048
26	17.15 (0.68")	7.9 (0.31")	6.350 (0.250")	Set Screw	Flanged (FF)	<b>P-40D-026-079FF-AL-G-064</b>
28	18.47 (0.73")	4.8 (0.19")	4.763 (0.188")	Set Screw	Flanged (FF)	* P-40D-028-048FF-AL-G-048
28	18.47 (0.73")	4.8 (0.19")	6.350 (0.250")	Set Screw	Flanged (FF)	<b>P-40D-028-048FF-AL-G-064</b>
28	18.47 (0.73")	7.9 (0.31")	4.763 (0.188")	Set Screw	Flanged (FF)	* P-40D-028-079FF-AL-G-048
28	18.47 (0.73")	7.9 (0.31")	6.350 (0.250")	Set Screw	Flanged (FF)	<b>P-40D-028-079FF-AL-G-064</b>
30	19.79 (0.78")	4.8 (0.19")	4.763 (0.188")	Set Screw	Flanged (FF)	* P-40D-030-048FF-AL-G-048
30	19.79 (0.78")	4.8 (0.19")	6.350 (0.250")	Set Screw	Flanged (FF)	<b>P-40D-030-048FF-AL-G-064</b>
30	19.79 (0.78")	4.8 (0.19")	6.350 (0.250")	Set Screw	Unflanged (P)	<b>P-40D-030-048P-AL-G-064</b>
30	19.79 (0.78")	7.9 (0.31")	4.763 (0.188")	Set Screw	Flanged (FF)	** <b>P-40D-030-079FF-AL-G-048</b>
30	19.79 (0.78")	7.9 (0.31")	6.350 (0.250")	Set Screw	Flanged (FF)	<b>P-40D-030-079FF-AL-G-064</b>
30	19.79 (0.78")	7.9 (0.31")	6.350 (0.250")	Set Screw	Unflanged (P)	<b>P-40D-030-079P-AL-G-064</b>
32	21.11 (0.83")	4.8 (0.19")	4.763 (0.188")	Set Screw	Flanged (FF)	* P-40D-032-048FF-AL-G-048
32	21.11 (0.83")	4.8 (0.19")	6.350 (0.250")	Set Screw	Flanged (FF)	<b>P-40D-032-048FF-AL-G-064</b>
32	21.11 (0.83")	7.9 (0.31")	4.763 (0.188")	Set Screw	Flanged (FF)	* P-40D-032-079FF-AL-G-048
32	21.11 (0.83")	7.9 (0.31")	6.350 (0.250")	Set Screw	Flanged (FF)	<b>P-40D-032-079FF-AL-G-064</b>
33	21.77 (0.86")	4.8 (0.19")	4.763 (0.188")	Set Screw	Flanged (FF)	* P-40D-033-048FF-AL-G-048
33	21.77 (0.86")	4.8 (0.19")	6.350 (0.250")	Set Screw	Flanged (FF)	<b>P-40D-033-048FF-AL-G-064</b>
33	21.77 (0.86")	7.9 (0.31")	4.763 (0.188")	Set Screw	Flanged (FF)	* P-40D-033-079FF-AL-G-048

 Stocked or Short Delivery

 Usually Available Short Delivery

 Long delivery or not in current production

\* Large Minimum Quantities

\*\* Available only while stock lasts

## 2.073mm (0.0816 in.) - 40DP Trapezoidal Through Bore All dimensions are shown as mm (inches)

Teeth	Pitch Dia. (PD)	Max Belt Width	Bore (d)	Locking Type	Type	Part Number
33	21.77 (0.86")	7.9 (0.31")	6.350 (0.250")	Set Screw	Flanged (FF)	<b>P-40D-033-079FF-AL-G-064</b>
34	22.43 (0.88")	4.8 (0.19")	4.763 (0.188")	Set Screw	Flanged (FF)	* P-40D-034-048FF-AL-G-048
34	22.43 (0.88")	4.8 (0.19")	6.350 (0.250")	Set Screw	Flanged (FF)	<b>P-40D-034-048FF-AL-G-064</b>
34	22.43 (0.88")	7.9 (0.31")	4.763 (0.188")	Set Screw	Flanged (FF)	* P-40D-034-079FF-AL-G-048
34	22.43 (0.88")	7.9 (0.31")	6.350 (0.250")	Set Screw	Flanged (FF)	<b>P-40D-034-079FF-AL-G-064</b>
35	23.08 (0.91")	4.8 (0.19")	4.763 (0.188")	Set Screw	Flanged (FF)	* P-40D-035-048FF-AL-G-048
35	23.08 (0.91")	4.8 (0.19")	6.350 (0.250")	Set Screw	Flanged (FF)	<b>P-40D-035-048FF-AL-G-064</b>
35	23.08 (0.91")	7.9 (0.31")	4.763 (0.188")	Set Screw	Flanged (FF)	* P-40D-035-079FF-AL-G-048
35	23.08 (0.91")	7.9 (0.31")	6.350 (0.250")	Set Screw	Flanged (FF)	<b>P-40D-035-079FF-AL-G-064</b>
36	23.74 (0.93")	4.8 (0.19")	4.763 (0.188")	Set Screw	Flanged (FF)	* P-40D-036-048FF-AL-G-048
36	23.74 (0.93")	4.8 (0.19")	6.350 (0.250")	Set Screw	Flanged (FF)	<b>P-40D-036-048FF-AL-G-064</b>
36	23.74 (0.93")	7.9 (0.31")	4.763 (0.188")	Set Screw	Flanged (FF)	* P-40D-036-079FF-AL-G-048
36	23.74 (0.93")	7.9 (0.31")	6.350 (0.250")	Set Screw	Flanged (FF)	<b>P-40D-036-079FF-AL-G-064</b>
38	25.06 (0.99")	4.8 (0.19")	6.350 (0.250")	Set Screw	Flanged (FF)	<b>P-40D-038-048FF-AL-G-064</b>
38	25.06 (0.99")	4.8 (0.19")	7.938 (0.313")	Set Screw	Flanged (FF)	* P-40D-038-048FF-AL-G-079
38	25.06 (0.99")	7.9 (0.31")	6.350 (0.250")	Set Screw	Flanged (FF)	<b>P-40D-038-079FF-AL-G-064</b>
38	25.06 (0.99")	7.9 (0.31")	7.938 (0.313")	Set Screw	Flanged (FF)	* P-40D-038-079FF-AL-G-079
40	26.38 (1.04")	4.8 (0.19")	6.350 (0.250")	Set Screw	Flanged (FF)	<b>P-40D-040-048FF-AL-G-064</b>
40	26.38 (1.04")	4.8 (0.19")	7.938 (0.313")	Set Screw	Flanged (FF)	* P-40D-040-048FF-AL-G-079
40	26.38 (1.04")	4.8 (0.19")	6.350 (0.250")	Set Screw	Unflanged (P)	<b>P-40D-040-048P-AL-G-064</b>
40	26.38 (1.04")	7.9 (0.31")	6.350 (0.250")	Set Screw	Flanged (FF)	<b>P-40D-040-079FF-AL-G-064</b>
40	26.38 (1.04")	7.9 (0.31")	7.938 (0.313")	Set Screw	Flanged (FF)	** <b>P-40D-040-079FF-AL-G-079</b>
40	26.38 (1.04")	7.9 (0.31")	6.350 (0.250")	Set Screw	Unflanged (P)	<b>P-40D-040-079P-AL-G-064</b>
42	27.70 (1.09")	4.8 (0.19")	6.350 (0.250")	Set Screw	Flanged (FF)	<b>P-40D-042-048FF-AL-G-064</b>
42	27.70 (1.09")	4.8 (0.19")	7.938 (0.313")	Set Screw	Flanged (FF)	* P-40D-042-048FF-AL-G-079
42	27.70 (1.09")	7.9 (0.31")	6.350 (0.250")	Set Screw	Flanged (FF)	<b>P-40D-042-079FF-AL-G-064</b>
42	27.70 (1.09")	7.9 (0.31")	7.938 (0.313")	Set Screw	Flanged (FF)	* P-40D-042-079FF-AL-G-079
44	29.02 (1.14")	4.8 (0.19")	6.350 (0.250")	Set Screw	Flanged (FF)	<b>P-40D-044-048FF-AL-G-064</b>
44	29.02 (1.14")	4.8 (0.19")	7.938 (0.313")	Set Screw	Flanged (FF)	* P-40D-044-048FF-AL-G-079
44	29.02 (1.14")	7.9 (0.31")	6.350 (0.250")	Set Screw	Flanged (FF)	<b>P-40D-044-079FF-AL-G-064</b>
44	29.02 (1.14")	7.9 (0.31")	7.938 (0.313")	Set Screw	Flanged (FF)	* P-40D-044-079FF-AL-G-079
45	29.68 (1.17")	4.8 (0.19")	6.350 (0.250")	Set Screw	Flanged (FF)	<b>P-40D-045-048FF-AL-G-064</b>
45	29.68 (1.17")	4.8 (0.19")	7.938 (0.313")	Set Screw	Flanged (FF)	* P-40D-045-048FF-AL-G-079
45	29.68 (1.17")	4.8 (0.19")	6.350 (0.250")	Set Screw	Unflanged (P)	<b>P-40D-045-048P-AL-G-064</b>
45	29.68 (1.17")	7.9 (0.31")	6.350 (0.250")	Set Screw	Flanged (FF)	<b>P-40D-045-079FF-AL-G-064</b>
45	29.68 (1.17")	7.9 (0.31")	7.938 (0.313")	Set Screw	Flanged (FF)	* P-40D-045-079FF-AL-G-079
45	29.68 (1.17")	7.9 (0.31")	6.350 (0.250")	Set Screw	Unflanged (P)	<b>P-40D-045-079P-AL-G-064</b>
48	31.66 (1.25")	4.8 (0.19")	6.350 (0.250")	Set Screw	Flanged (FF)	<b>P-40D-048-048FF-AL-G-064</b>
48	31.66 (1.25")	4.8 (0.19")	7.938 (0.313")	Set Screw	Flanged (FF)	* P-40D-048-048FF-AL-G-079
48	31.66 (1.25")	7.9 (0.31")	6.350 (0.250")	Set Screw	Flanged (FF)	<b>P-40D-048-079FF-AL-G-064</b>
48	31.66 (1.25")	7.9 (0.31")	7.938 (0.313")	Set Screw	Flanged (FF)	* P-40D-048-079FF-AL-G-079
50	32.98 (1.30")	4.8 (0.19")	6.350 (0.250")	Set Screw	Flanged (FF)	<b>P-40D-050-048FF-AL-G-064</b>
50	32.98 (1.30")	4.8 (0.19")	7.938 (0.313")	Set Screw	Flanged (FF)	* P-40D-050-048FF-AL-G-079
50	32.98 (1.30")	4.8 (0.19")	3.366 (0.133")	Set Screw	Unflanged (P)	* P-40D-050-048P-AL-G-034
50	32.98 (1.30")	4.8 (0.19")	6.350 (0.250")	Set Screw	Unflanged (P)	<b>P-40D-050-048P-AL-G-064</b>
50	32.98 (1.30")	4.8 (0.19")	7.938 (0.313")	Set Screw	Unflanged (P)	<b>P-40D-050-048P-AL-G-079</b>
50	32.98 (1.30")	7.9 (0.31")	6.350 (0.250")	Set Screw	Flanged (FF)	<b>P-40D-050-079FF-AL-G-064</b>
50	32.98 (1.30")	7.9 (0.31")	7.938 (0.313")	Set Screw	Flanged (FF)	* P-40D-050-079FF-AL-G-079
50	32.98 (1.30")	7.9 (0.31")	6.350 (0.250")	Set Screw	Unflanged (P)	<b>P-40D-050-079P-AL-G-064</b>
50	32.98 (1.30")	7.9 (0.31")	7.938 (0.313")	Set Screw	Unflanged (P)	<b>P-40D-050-079P-AL-G-079</b>
54	35.62 (1.40")	4.8 (0.19")	6.350 (0.250")	Set Screw	Flanged (FF)	<b>P-40D-054-048FF-AL-G-064</b>
54	35.62 (1.40")	4.8 (0.19")	7.938 (0.313")	Set Screw	Flanged (FF)	* P-40D-054-048FF-AL-G-079
54	35.62 (1.40")	7.9 (0.31")	6.350 (0.250")	Set Screw	Flanged (FF)	<b>P-40D-054-079FF-AL-G-064</b>
54	35.62 (1.40")	7.9 (0.31")	7.938 (0.313")	Set Screw	Flanged (FF)	* P-40D-054-079FF-AL-G-079

Stocked or Short Delivery

Usually Available Short Delivery

Long delivery or not in current production

\* Large Minimum Quantities

\*\* Available only while stock lasts

Page 18 of 82

E&OE

## 2.073mm (0.0816 in.) - 40DP Trapezoidal Through Bore All dimensions are shown as mm (inches)

Teeth	Pitch Dia. (PD)	Max Belt Width	Bore (d)	Locking Type	Type	Part Number
60	39.57 (1.56")	4.8 (0.19")	6.350 (0.250")	Set Screw	Flanged (FF)	P-40D-060-048FF-AL-G-064
60	39.57 (1.56")	4.8 (0.19")	7.938 (0.313")	Set Screw	Flanged (FF)	* P-40D-060-048FF-AL-G-079
60	39.57 (1.56")	4.8 (0.19")	6.350 (0.250")	Set Screw	Unflanged (P)	P-40D-060-048P-AL-G-064
60	39.57 (1.56")	4.8 (0.19")	7.938 (0.313")	Set Screw	Unflanged (P)	P-40D-060-048P-AL-G-079
60	39.57 (1.56")	7.9 (0.31")	6.350 (0.250")	Set Screw	Flanged (FF)	P-40D-060-079FF-AL-G-064
60	39.57 (1.56")	7.9 (0.31")	7.938 (0.313")	Set Screw	Flanged (FF)	* P-40D-060-079FF-AL-G-079
60	39.57 (1.56")	7.9 (0.31")	6.350 (0.250")	Set Screw	Unflanged (P)	P-40D-060-079P-AL-G-064
60	39.57 (1.56")	7.9 (0.31")	7.938 (0.313")	Set Screw	Unflanged (P)	P-40D-060-079P-AL-G-079
70	46.17 (1.82")	4.8 (0.19")	6.350 (0.250")	Set Screw	Unflanged (P)	P-40D-070-048P-AL-G-064
70	46.17 (1.82")	4.8 (0.19")	9.525 (0.375")	Set Screw	Unflanged (P)	P-40D-070-048P-AL-G-095
70	46.17 (1.82")	7.9 (0.31")	6.350 (0.250")	Set Screw	Unflanged (P)	P-40D-070-079P-AL-G-064
70	46.17 (1.82")	7.9 (0.31")	7.938 (0.313")	Set Screw	Unflanged (P)	* P-40D-070-079P-AL-G-079
70	46.17 (1.82")	7.9 (0.31")	9.525 (0.375")	Set Screw	Unflanged (P)	P-40D-070-079P-AL-G-095
72	47.49 (1.87")	4.8 (0.19")	6.350 (0.250")	Set Screw	Unflanged (P)	P-40D-072-048P-AL-G-064
72	47.49 (1.87")	4.8 (0.19")	9.525 (0.375")	Set Screw	Unflanged (P)	P-40D-072-048P-AL-G-095
72	47.49 (1.87")	7.9 (0.31")	6.350 (0.250")	Set Screw	Unflanged (P)	P-40D-072-079P-AL-G-064
72	47.49 (1.87")	7.9 (0.31")	9.525 (0.375")	Set Screw	Unflanged (P)	P-40D-072-079P-AL-G-095
75	49.47 (1.95")	4.8 (0.19")	6.350 (0.250")	Set Screw	Unflanged (P)	P-40D-075-048P-AL-G-064
75	49.47 (1.95")	4.8 (0.19")	9.525 (0.375")	Set Screw	Unflanged (P)	P-40D-075-048P-AL-G-095
75	49.47 (1.95")	7.9 (0.31")	6.350 (0.250")	Set Screw	Unflanged (P)	P-40D-075-079P-AL-G-064
75	49.47 (1.95")	7.9 (0.31")	9.525 (0.375")	Set Screw	Unflanged (P)	P-40D-075-079P-AL-G-095
80	52.76 (2.08")	4.8 (0.19")	6.350 (0.250")	Set Screw	Unflanged (P)	P-40D-080-048P-AL-G-064
80	52.76 (2.08")	4.8 (0.19")	9.525 (0.375")	Set Screw	Unflanged (P)	P-40D-080-048P-AL-G-095
80	52.76 (2.08")	7.9 (0.31")	6.350 (0.250")	Set Screw	Unflanged (P)	P-40D-080-079P-AL-G-064
80	52.76 (2.08")	7.9 (0.31")	9.525 (0.375")	Set Screw	Unflanged (P)	P-40D-080-079P-AL-G-095
84	55.40 (2.18")	4.8 (0.19")	6.350 (0.250")	Set Screw	Unflanged (P)	P-40D-084-048P-AL-G-064
84	55.40 (2.18")	4.8 (0.19")	9.525 (0.375")	Set Screw	Unflanged (P)	P-40D-084-048P-AL-G-095
84	55.40 (2.18")	7.9 (0.31")	6.350 (0.250")	Set Screw	Unflanged (P)	P-40D-084-079P-AL-G-064
84	55.40 (2.18")	7.9 (0.31")	9.525 (0.375")	Set Screw	Unflanged (P)	P-40D-084-079P-AL-G-095
88	58.04 (2.29")	4.8 (0.19")	6.350 (0.250")	Set Screw	Unflanged (P)	P-40D-088-048P-AL-G-064
88	58.04 (2.29")	4.8 (0.19")	9.525 (0.375")	Set Screw	Unflanged (P)	P-40D-088-048P-AL-G-095
88	58.04 (2.29")	7.9 (0.31")	6.350 (0.250")	Set Screw	Unflanged (P)	P-40D-088-079P-AL-G-064
88	58.04 (2.29")	7.9 (0.31")	9.525 (0.375")	Set Screw	Unflanged (P)	P-40D-088-079P-AL-G-095
90	59.36 (2.34")	4.8 (0.19")	6.350 (0.250")	Set Screw	Unflanged (P)	P-40D-090-048P-AL-G-064
90	59.36 (2.34")	4.8 (0.19")	9.525 (0.375")	Set Screw	Unflanged (P)	P-40D-090-048P-AL-G-095
90	59.36 (2.34")	7.9 (0.31")	6.350 (0.250")	Set Screw	Unflanged (P)	P-40D-090-079P-AL-G-064
90	59.36 (2.34")	7.9 (0.31")	9.525 (0.375")	Set Screw	Unflanged (P)	P-40D-090-079P-AL-G-095
96	63.32 (2.49")	4.8 (0.19")	6.350 (0.250")	Set Screw	Unflanged (P)	P-40D-096-048P-AL-G-064
96	63.32 (2.49")	4.8 (0.19")	9.525 (0.375")	Set Screw	Unflanged (P)	P-40D-096-048P-AL-G-095
96	63.32 (2.49")	7.9 (0.31")	6.350 (0.250")	Set Screw	Unflanged (P)	P-40D-096-079P-AL-G-064
96	63.32 (2.49")	7.9 (0.31")	9.525 (0.375")	Set Screw	Unflanged (P)	P-40D-096-079P-AL-G-095
97	63.98 (2.52")	7.9 (0.31")	6.350 (0.250")	Set Screw	Unflanged (P)	* P-40D-097-079P-AL-G-064
97	63.98 (2.52")	7.9 (0.31")	9.530 (0.375")	Set Screw	Unflanged (P)	* P-40D-097-079P-AL-G-095
98	64.64 (2.54")	4.8 (0.19")	6.350 (0.250")	Set Screw	Unflanged (P)	P-40D-098-048P-AL-G-064
98	64.64 (2.54")	4.8 (0.19")	9.525 (0.375")	Set Screw	Unflanged (P)	P-40D-098-048P-AL-G-095
98	64.64 (2.54")	7.9 (0.31")	6.350 (0.250")	Set Screw	Unflanged (P)	P-40D-098-079P-AL-G-064
98	64.64 (2.54")	7.9 (0.31")	9.525 (0.375")	Set Screw	Unflanged (P)	P-40D-098-079P-AL-G-095
100	65.96 (2.60")	4.8 (0.19")	7.938 (0.313")	Set Screw	Unflanged (P)	P-40D-100-048P-AL-G-079
100	65.96 (2.60")	4.8 (0.19")	9.525 (0.375")	Set Screw	Unflanged (P)	P-40D-100-048P-AL-G-095
100	65.96 (2.60")	7.9 (0.31")	7.938 (0.313")	Set Screw	Unflanged (P)	P-40D-100-079P-AL-G-079
100	65.96 (2.60")	7.9 (0.31")	9.525 (0.375")	Set Screw	Unflanged (P)	P-40D-100-079P-AL-G-095
108	71.23 (2.80")	4.8 (0.19")	7.938 (0.313")	Set Screw	Unflanged (P)	P-40D-108-048P-AL-G-079
108	71.23 (2.80")	4.8 (0.19")	9.525 (0.375")	Set Screw	Unflanged (P)	P-40D-108-048P-AL-G-095
108	71.23 (2.80")	7.9 (0.31")	7.938 (0.313")	Set Screw	Unflanged (P)	P-40D-108-079P-AL-G-079

Stocked or Short Delivery
  Usually Available Short Delivery
  Long delivery or not in current production

\* Large Minimum Quantities

\*\* Available only while stock lasts

## 2.073mm (0.0816 in.) - 40DP Trapezoidal Through Bore All dimensions are shown as mm (inches)

Teeth	Pitch Dia. (PD)	Max Belt Width	Bore (d)	Locking Type	Type	Part Number
108	71.23 (2.80")	7.9 (0.31")	9.525 (0.375")	Set Screw	Unflanged (P)	P-40D-108-079P-AL-G-095
110	72.55 (2.86")	7.9 (0.31")	9.525 (0.375")	Set Screw	Unflanged (P)	* P-40D-110-079P-AL-G-095
120	79.15 (3.12")	4.8 (0.19")	7.938 (0.313")	Set Screw	Unflanged (P)	P-40D-120-048P-AL-G-079
120	79.15 (3.12")	4.8 (0.19")	9.525 (0.375")	Set Screw	Unflanged (P)	P-40D-120-048P-AL-G-095
120	79.15 (3.12")	7.9 (0.31")	7.938 (0.313")	Set Screw	Unflanged (P)	P-40D-120-079P-AL-G-079
120	79.15 (3.12")	7.9 (0.31")	9.525 (0.375")	Set Screw	Unflanged (P)	P-40D-120-079P-AL-G-095
130	85.74 (3.38")	7.9 (0.31")	9.525 (0.375")	Set Screw	Unflanged (P)	P-40D-130-079P-AL-G-095
140	92.34 (3.64")	7.9 (0.31")	9.525 (0.375")	Set Screw	Unflanged (P)	P-40D-140-079P-AL-G-095
150	98.93 (3.89")	7.9 (0.31")	9.525 (0.375")	Set Screw	Unflanged (P)	P-40D-150-079P-AL-G-095

## 2.5mm - T025 Trapezoidal Through Bore All dimensions are shown as mm (inches)

Teeth	Pitch Dia. (PD)	Max Belt Width	Bore (d)	Locking Type	Type	Part Number
12	9.55 (0.38")	6.0 (0.24")	3.000 (0.118")	Set Screw	Flanged (FH)	P-025T-012-060FH-AL-G-030
14	11.14 (0.44")	6.0 (0.24")	3.000 (0.118")	Set Screw	Flanged (FH)	P-025T-014-060FH-AL-G-030
15	11.93 (0.47")	6.0 (0.24")	3.000 (0.118")	Set Screw	Flanged (FH)	P-025T-015-060FH-AL-G-030
16	12.73 (0.50")	6.0 (0.24")	3.000 (0.118")	Set Screw	Flanged (FH)	P-025T-016-060FH-AL-G-030
18	14.32 (0.56")	6.0 (0.24")	4.000 (0.157")	Set Screw	Flanged (FF)	P-025T-018-060FF-AL-G-040
19	15.11 (0.59")	6.0 (0.24")	4.000 (0.157")	Set Screw	Flanged (FF)	P-025T-019-060FF-AL-G-040
20	15.91 (0.63")	6.0 (0.24")	4.000 (0.157")	Set Screw	Flanged (FF)	P-025T-020-060FF-AL-G-040
22	17.50 (0.69")	6.0 (0.24")	4.000 (0.157")	Set Screw	Flanged (FF)	P-025T-022-060FF-AL-G-040
24	19.09 (0.75")	6.0 (0.24")	4.000 (0.157")	Set Screw	Flanged (FF)	P-025T-024-060FF-AL-G-040
25	19.89 (0.78")	6.0 (0.24")	4.000 (0.157")	Set Screw	Flanged (FF)	P-025T-025-060FF-AL-G-040
26	20.68 (0.81")	6.0 (0.24")	4.000 (0.157")	Set Screw	Flanged (FF)	P-025T-026-060FF-AL-G-040
28	22.27 (0.88")	6.0 (0.24")	4.000 (0.157")	Set Screw	Flanged (FF)	P-025T-028-060FF-AL-G-040
30	23.86 (0.94")	6.0 (0.24")	6.000 (0.236")	Set Screw	Flanged (FF)	P-025T-030-060FF-AL-G-060
32	25.45 (1.00")	6.0 (0.24")	6.000 (0.236")	Set Screw	Flanged (FF)	P-025T-032-060FF-AL-G-060
36	28.64 (1.13")	6.0 (0.24")	6.000 (0.236")	Set Screw	Flanged (FF)	P-025T-036-060FF-AL-G-060
40	31.82 (1.25")	6.0 (0.24")	6.000 (0.236")	Set Screw	Flanged (FF)	P-025T-040-060FF-AL-G-060
44	35.00 (1.38")	6.0 (0.24")	6.000 (0.236")	None	Unflanged (P)	P-025T-044-060P-AL-N-060
48	38.18 (1.50")	6.0 (0.24")	6.000 (0.236")	None	Unflanged (P)	P-025T-048-060P-AL-N-060
60	47.73 (1.88")	6.0 (0.24")	8.000 (0.315")	None	Unflanged (P)	P-025T-060-060P-AL-N-080

## 3mm - GT2 and HTD Curvilinear Through Bore All dimensions are shown as mm (inches)

Teeth	Pitch Dia. (PD)	Max Belt Width	Bore (d)	Locking Type	Type	Part Number
10	9.55 (0.38")	6.0 (0.24")	3.000 (0.118")	EZ-Lock Hub	Flanged (FH)	P-030H-010-060FH-AL-E-030
10	9.55 (0.38")	6.0 (0.24")	3.175 (0.125")	EZ-Lock Hub	Flanged (FH)	P-030H-010-060FH-AL-E-032
10	9.55 (0.38")	6.0 (0.24")	3.000 (0.118")	Set Screw	Flanged (FH)	P-030H-010-060FH-AL-G-030
10	9.55 (0.38")	6.0 (0.24")	3.175 (0.125")	Set Screw	Flanged (FH)	P-030H-010-060FH-AL-G-032
10	9.55 (0.38")	6.0 (0.24")	4.763 (0.188")	Set Screw	Flanged (FH)	* P-030H-010-060FH-AL-G-048
10	9.55 (0.38")	9.0 (0.35")	3.000 (0.118")	Set Screw	Flanged (FH)	P-030H-010-090FH-AL-G-030
10	9.55 (0.38")	9.0 (0.35")	3.175 (0.125")	Set Screw	Flanged (FH)	P-030H-010-090FH-AL-G-032
10	9.55 (0.38")	9.0 (0.35")	4.763 (0.188")	Set Screw	Flanged (FH)	P-030H-010-090FH-AL-G-048
11	10.50 (0.41")	6.0 (0.24")	3.000 (0.118")	Set Screw	Flanged (FH)	P-030H-011-060FH-AL-G-030
11	10.50 (0.41")	6.0 (0.24")	3.175 (0.125")	Set Screw	Flanged (FH)	P-030H-011-060FH-AL-G-032
11	10.50 (0.41")	9.0 (0.35")	3.000 (0.118")	Set Screw	Flanged (FH)	P-030H-011-090FH-AL-G-030
11	10.50 (0.41")	9.0 (0.35")	3.175 (0.125")	Set Screw	Flanged (FH)	P-030H-011-090FH-AL-G-032
12	11.45 (0.45")	6.0 (0.24")	4.763 (0.188")	EZ-Lock Hub	Flanged (FH)	P-030H-012-060FH-AL-E-048
12	11.45 (0.45")	6.0 (0.24")	5.000 (0.197")	EZ-Lock Hub	Flanged (FH)	P-030H-012-060FH-AL-E-050
12	11.45 (0.45")	6.0 (0.24")	4.000 (0.157")	Set Screw	Flanged (FH)	P-030H-012-060FH-AL-G-040
12	11.45 (0.45")	6.0 (0.24")	4.763 (0.188")	Set Screw	Flanged (FH)	P-030H-012-060FH-AL-G-048
12	11.45 (0.45")	6.0 (0.24")	6.350 (0.250")	Set Screw	Flanged (FH)	P-030H-012-060FH-AL-G-064
12	11.45 (0.45")	9.0 (0.35")	4.000 (0.157")	Set Screw	Flanged (FH)	P-030H-012-090FH-AL-G-040
12	11.45 (0.45")	9.0 (0.35")	4.763 (0.188")	Set Screw	Flanged (FH)	P-030H-012-090FH-AL-G-048
13	12.41 (0.49")	6.0 (0.24")	4.000 (0.157")	Set Screw	Flanged (FF)	P-030H-013-060FF-AL-G-040

Stocked or Short Delivery

Usually Available Short Delivery

Long delivery or not in current production

\* Large Minimum Quantities

\*\* Available only while stock lasts


Page 20 of 82

E&OE


# 3mm - GT2 and HTD Curvilinear Through Bore

All dimensions are shown as mm (inches)

Teeth	Pitch Dia. (PD)	Max Belt Width	Bore (d)	Locking Type	Type	Part Number
13	12.41 (0.49")	6.0 (0.24")	4.763 (0.188")	Set Screw	Flanged (FF)	P-030H-013-060FF-AL-G-048
13	12.41 (0.49")	9.0 (0.35")	4.000 (0.157")	Set Screw	Flanged (FF)	P-030H-013-090FF-AL-G-040
13	12.41 (0.49")	9.0 (0.35")	4.763 (0.188")	Set Screw	Flanged (FF)	P-030H-013-090FF-AL-G-048
14	13.36 (0.53")	6.0 (0.24")	4.763 (0.188")	EZ-Lock Hub	Flanged (FF)	P-030H-014-060FF-AL-E-048
14	13.36 (0.53")	6.0 (0.24")	5.000 (0.197")	EZ-Lock Hub	Flanged (FF)	P-030H-014-060FF-AL-E-050
14	13.36 (0.53")	6.0 (0.24")	4.763 (0.188")	Set Screw	Flanged (FF)	P-030H-014-060FF-AL-G-048
14	13.36 (0.53")	6.0 (0.24")	6.000 (0.236")	Set Screw	Flanged (FF)	P-030H-014-060FF-AL-G-060
14	13.36 (0.53")	6.0 (0.24")	6.350 (0.250")	Set Screw	Flanged (FF)	P-030H-014-060FF-AL-G-064
14	13.36 (0.53")	9.0 (0.35")	4.763 (0.188")	Set Screw	Flanged (FF)	P-030H-014-090FF-AL-G-048
14	13.36 (0.53")	9.0 (0.35")	6.000 (0.236")	Set Screw	Flanged (FF)	P-030H-014-090FF-AL-G-060
14	13.36 (0.53")	9.0 (0.35")	6.350 (0.250")	Set Screw	Flanged (FF)	P-030H-014-090FF-AL-G-064
15	14.32 (0.56")	6.0 (0.24")	5.000 (0.197")	EZ-Lock Hub	Flanged (FF)	A6D23M015DF0605
15	14.32 (0.56")	6.0 (0.24")	4.763 (0.188")	EZ-Lock Hub	Flanged (FF)	P-030H-015-060FF-AL-E-048
15	14.32 (0.56")	6.0 (0.24")	5.000 (0.197")	EZ-Lock Hub	Flanged (FF)	P-030H-015-060FF-AL-E-050
15	14.32 (0.56")	6.0 (0.24")	4.763 (0.188")	Set Screw	Flanged (FF)	P-030H-015-060FF-AL-G-048
15	14.32 (0.56")	6.0 (0.24")	6.000 (0.236")	Set Screw	Flanged (FF)	P-030H-015-060FF-AL-G-060
15	14.32 (0.56")	6.0 (0.24")	6.350 (0.250")	Set Screw	Flanged (FF)	P-030H-015-060FF-AL-G-064
15	14.32 (0.56")	9.0 (0.35")	4.763 (0.188")	Set Screw	Flanged (FF)	P-030H-015-090FF-AL-G-048
15	14.32 (0.56")	9.0 (0.35")	6.000 (0.236")	Set Screw	Flanged (FF)	P-030H-015-090FF-AL-G-060
16	15.27 (0.60")	6.0 (0.24")	4.763 (0.188")	Set Screw	Flanged (FH)	P-030G-016-060FH-AL-G-048
16	15.27 (0.60")	6.0 (0.24")	6.000 (0.236")	Set Screw	Flanged (FH)	* P-030G-016-060FH-AL-G-060
16	15.27 (0.60")	6.0 (0.24")	6.350 (0.250")	Set Screw	Flanged (FH)	P-030G-016-060FH-AL-G-064
16	15.27 (0.60")	6.0 (0.24")	4.763 (0.188")	EZ-Lock Hub	Flanged (FF)	P-030H-016-060FF-AL-E-048
16	15.27 (0.60")	6.0 (0.24")	5.000 (0.197")	EZ-Lock Hub	Flanged (FF)	P-030H-016-060FF-AL-E-050
16	15.27 (0.60")	6.0 (0.24")	4.763 (0.188")	Set Screw	Flanged (FF)	P-030H-016-060FF-AL-G-048
16	15.27 (0.60")	6.0 (0.24")	6.000 (0.236")	Set Screw	Flanged (FF)	P-030H-016-060FF-AL-G-060
16	15.27 (0.60")	9.0 (0.35")	4.763 (0.188")	Set Screw	Flanged (FH)	P-030G-016-090FH-AL-G-048
16	15.27 (0.60")	9.0 (0.35")	6.000 (0.236")	Set Screw	Flanged (FH)	* P-030G-016-090FH-AL-G-060
16	15.27 (0.60")	9.0 (0.35")	6.350 (0.250")	Set Screw	Flanged (FH)	P-030G-016-090FH-AL-G-064
16	15.27 (0.60")	9.0 (0.35")	4.763 (0.188")	Set Screw	Flanged (FF)	P-030H-016-090FF-AL-G-048
16	15.27 (0.60")	9.0 (0.35")	6.000 (0.236")	Set Screw	Flanged (FF)	P-030H-016-090FF-AL-G-060
16	15.27 (0.60")	9.0 (0.35")	6.350 (0.250")	Set Screw	Flanged (FF)	P-030H-016-090FF-AL-G-064
16	15.27 (0.60")	15.0 (0.59")	4.763 (0.188")	Set Screw	Flanged (FH)	P-030G-016-150FH-AL-G-048
16	15.27 (0.60")	15.0 (0.59")	6.350 (0.250")	Set Screw	Flanged (FH)	P-030G-016-150FH-AL-G-064
17	16.23 (0.64")	6.0 (0.24")	4.763 (0.188")	Set Screw	Flanged (FH)	P-030G-017-060FH-AL-G-048
17	16.23 (0.64")	6.0 (0.24")	6.000 (0.236")	Set Screw	Flanged (FH)	* P-030G-017-060FH-AL-G-060
17	16.23 (0.64")	6.0 (0.24")	4.763 (0.188")	Set Screw	Flanged (FF)	P-030H-017-060FF-AL-G-048
17	16.23 (0.64")	6.0 (0.24")	6.000 (0.236")	Set Screw	Flanged (FF)	P-030H-017-060FF-AL-G-060
17	16.23 (0.64")	6.0 (0.24")	9.525 (0.375")	Set Screw	Flanged (FF)	P-030H-017-060FF-AL-G-095
17	16.23 (0.64")	9.0 (0.35")	4.763 (0.188")	Set Screw	Flanged (FH)	P-030G-017-090FH-AL-G-048
17	16.23 (0.64")	9.0 (0.35")	6.000 (0.236")	Set Screw	Flanged (FH)	* P-030G-017-090FH-AL-G-060
17	16.23 (0.64")	9.0 (0.35")	4.763 (0.188")	Set Screw	Flanged (FF)	P-030H-017-090FF-AL-G-048
17	16.23 (0.64")	9.0 (0.35")	6.000 (0.236")	Set Screw	Flanged (FF)	P-030H-017-090FF-AL-G-060
17	16.23 (0.64")	15.0 (0.59")	4.763 (0.188")	Set Screw	Flanged (FH)	P-030G-017-150FH-AL-G-048
18	17.18 (0.68")	6.0 (0.24")	6.000 (0.236")	Set Screw	Flanged (FF)	* P-030G-018-060FF-AL-G-060
18	17.18 (0.68")	6.0 (0.24")	6.350 (0.250")	Set Screw	Flanged (FF)	P-030G-018-060FF-AL-G-064
18	17.18 (0.68")	6.0 (0.24")	6.000 (0.236")	EZ-Lock Hub	Flanged (FF)	P-030H-018-060FF-AL-E-060
18	17.18 (0.68")	6.0 (0.24")	6.350 (0.250")	EZ-Lock Hub	Flanged (FF)	P-030H-018-060FF-AL-E-064
18	17.18 (0.68")	6.0 (0.24")	6.000 (0.236")	Set Screw	Flanged (FF)	P-030H-018-060FF-AL-G-060
18	17.18 (0.68")	6.0 (0.24")	6.350 (0.250")	Set Screw	Flanged (FF)	P-030H-018-060FF-AL-G-064
18	17.18 (0.68")	6.0 (0.24")	6.000 (0.236")	Set Screw	Unflanged (P)	P-030H-018-060P-AL-G-060
18	17.18 (0.68")	6.0 (0.24")	6.350 (0.250")	Set Screw	Unflanged (P)	P-030H-018-060P-AL-G-064
18	17.18 (0.68")	9.0 (0.35")	6.000 (0.236")	Set Screw	Flanged (FF)	* P-030G-018-090FF-AL-G-060
18	17.18 (0.68")	9.0 (0.35")	6.350 (0.250")	Set Screw	Flanged (FF)	P-030G-018-090FF-AL-G-064

 Stocked or Short Delivery

 Usually Available Short Delivery

 Long delivery or not in current production


\* Large Minimum Quantities

\*\* Available only while stock lasts


# 3mm - GT2 and HTD Curvilinear Through Bore

All dimensions are shown as mm (inches)

Teeth	Pitch Dia. (PD)	Max Belt Width	Bore (d)	Locking Type	Type	Part Number
18	17.18 (0.68")	9.0 (0.35")	6.000 (0.236")	EZ-Lock Hub	Flanged (FH)	P-030G-018-090FH-AL-E-060
18	17.18 (0.68")	9.0 (0.35")	6.350 (0.250")	EZ-Lock Hub	Flanged (FH)	P-030G-018-090FH-AL-E-064
18	17.18 (0.68")	9.0 (0.35")	6.000 (0.236")	Set Screw	Flanged (FF)	P-030H-018-090FF-AL-G-060
18	17.18 (0.68")	9.0 (0.35")	6.350 (0.250")	Set Screw	Flanged (FF)	P-030H-018-090FF-AL-G-064
18	17.18 (0.68")	9.0 (0.35")	6.000 (0.236")	Set Screw	Unflanged (P)	P-030H-018-090P-AL-G-060
18	17.18 (0.68")	9.0 (0.35")	6.350 (0.250")	Set Screw	Unflanged (P)	P-030H-018-090P-AL-G-064
18	17.18 (0.68")	15.0 (0.59")	4.763 (0.188")	Set Screw	Flanged (FF)	P-030G-018-150FF-AL-G-048
19	18.14 (0.71")	6.0 (0.24")	6.000 (0.236")	Set Screw	Flanged (FF)	* P-030G-019-060FF-AL-G-060
19	18.14 (0.71")	6.0 (0.24")	6.350 (0.250")	Set Screw	Flanged (FF)	P-030G-019-060FF-AL-G-064
19	18.14 (0.71")	6.0 (0.24")	6.000 (0.236")	Set Screw	Flanged (FF)	P-030H-019-060FF-AL-G-060
19	18.14 (0.71")	6.0 (0.24")	6.350 (0.250")	Set Screw	Flanged (FF)	P-030H-019-060FF-AL-G-064
19	18.14 (0.71")	6.0 (0.24")	6.000 (0.236")	Set Screw	Unflanged (P)	P-030H-019-060P-AL-G-060
19	18.14 (0.71")	6.0 (0.24")	6.350 (0.250")	Set Screw	Unflanged (P)	P-030H-019-060P-AL-G-064
19	18.14 (0.71")	9.0 (0.35")	6.000 (0.236")	Set Screw	Flanged (FF)	* P-030G-019-090FF-AL-G-060
19	18.14 (0.71")	9.0 (0.35")	6.350 (0.250")	Set Screw	Flanged (FF)	P-030G-019-090FF-AL-G-064
19	18.14 (0.71")	9.0 (0.35")	6.000 (0.236")	Set Screw	Flanged (FF)	P-030H-019-090FF-AL-G-060
19	18.14 (0.71")	9.0 (0.35")	6.350 (0.250")	Set Screw	Flanged (FF)	P-030H-019-090FF-AL-G-064
19	18.14 (0.71")	9.0 (0.35")	6.000 (0.236")	Set Screw	Unflanged (P)	P-030H-019-090P-AL-G-060
19	18.14 (0.71")	9.0 (0.35")	6.350 (0.250")	Set Screw	Unflanged (P)	P-030H-019-090P-AL-G-064
19	18.14 (0.71")	15.0 (0.59")	4.763 (0.188")	Set Screw	Flanged (FH)	P-030G-019-150FH-AL-G-048
20	19.09 (0.75")	6.0 (0.24")	3.000 (0.118")	Cap Screw Clamp	Flanged (FF)	* P-030G-020-060FF-AL-C-030
20	19.09 (0.75")	6.0 (0.24")	6.000 (0.236")	Set Screw	Flanged (FF)	* P-030G-020-060FF-AL-G-060
20	19.09 (0.75")	6.0 (0.24")	6.350 (0.250")	Set Screw	Flanged (FF)	P-030G-020-060FF-AL-G-064
20	19.09 (0.75")	6.0 (0.24")	6.000 (0.236")	EZ-Lock Hub	Flanged (FF)	P-030H-020-060FF-AL-E-060
20	19.09 (0.75")	6.0 (0.24")	6.350 (0.250")	EZ-Lock Hub	Flanged (FF)	P-030H-020-060FF-AL-E-064
20	19.09 (0.75")	6.0 (0.24")	6.000 (0.236")	Set Screw	Flanged (FF)	P-030H-020-060FF-AL-G-060
20	19.09 (0.75")	6.0 (0.24")	6.350 (0.250")	Set Screw	Flanged (FF)	P-030H-020-060FF-AL-G-064
20	19.09 (0.75")	6.0 (0.24")	6.000 (0.236")	Set Screw	Unflanged (P)	P-030H-020-060P-AL-G-060
20	19.09 (0.75")	6.0 (0.24")	6.350 (0.250")	Set Screw	Unflanged (P)	P-030H-020-060P-AL-G-064
20	19.09 (0.75")	9.0 (0.35")	3.000 (0.118")	Cap Screw Clamp	Flanged (FF)	* P-030G-020-090FF-AL-C-030
20	19.09 (0.75")	9.0 (0.35")	6.000 (0.236")	Set Screw	Flanged (FF)	* P-030G-020-090FF-AL-G-060
20	19.09 (0.75")	9.0 (0.35")	6.350 (0.250")	Set Screw	Flanged (FF)	P-030G-020-090FF-AL-G-064
20	19.09 (0.75")	9.0 (0.35")	6.000 (0.236")	EZ-Lock Hub	Flanged (FH)	P-030G-020-090FH-AL-E-060
20	19.09 (0.75")	9.0 (0.35")	6.350 (0.250")	EZ-Lock Hub	Flanged (FH)	P-030G-020-090FH-AL-E-064
20	19.09 (0.75")	9.0 (0.35")	6.000 (0.236")	Set Screw	Flanged (FF)	P-030H-020-090FF-AL-G-060
20	19.09 (0.75")	9.0 (0.35")	6.350 (0.250")	Set Screw	Flanged (FF)	P-030H-020-090FF-AL-G-064
20	19.09 (0.75")	9.0 (0.35")	6.000 (0.236")	Set Screw	Unflanged (P)	P-030H-020-090P-AL-G-060
20	19.09 (0.75")	9.0 (0.35")	6.350 (0.250")	Set Screw	Unflanged (P)	P-030H-020-090P-AL-G-064
20	19.09 (0.75")	15.0 (0.59")	4.763 (0.188")	Set Screw	Flanged (FF)	P-030G-020-150FF-AL-G-048
21	20.04 (0.79")	6.0 (0.24")	3.000 (0.118")	Cap Screw Clamp	Flanged (FF)	* P-030G-021-060FF-AL-C-030
21	20.04 (0.79")	6.0 (0.24")	4.000 (0.157")	Cap Screw Clamp	Flanged (FF)	* P-030G-021-060FF-AL-C-040
21	20.04 (0.79")	6.0 (0.24")	5.000 (0.197")	Cap Screw Clamp	Flanged (FF)	* P-030G-021-060FF-AL-C-050
21	20.04 (0.79")	6.0 (0.24")	6.000 (0.236")	Set Screw	Flanged (FF)	* P-030G-021-060FF-AL-G-060
21	20.04 (0.79")	6.0 (0.24")	6.350 (0.250")	Set Screw	Flanged (FF)	P-030G-021-060FF-AL-G-064
21	20.04 (0.79")	9.0 (0.35")	3.000 (0.118")	Cap Screw Clamp	Flanged (FF)	* P-030G-021-090FF-AL-C-030
21	20.04 (0.79")	9.0 (0.35")	4.000 (0.157")	Cap Screw Clamp	Flanged (FF)	* P-030G-021-090FF-AL-C-040
21	20.04 (0.79")	9.0 (0.35")	5.000 (0.197")	Cap Screw Clamp	Flanged (FF)	* P-030G-021-090FF-AL-C-050
21	20.04 (0.79")	9.0 (0.35")	6.000 (0.236")	Set Screw	Flanged (FF)	* P-030G-021-090FF-AL-G-060
21	20.04 (0.79")	9.0 (0.35")	6.350 (0.250")	Set Screw	Flanged (FF)	P-030G-021-090FF-AL-G-064
21	20.04 (0.79")	15.0 (0.59")	4.763 (0.188")	Set Screw	Flanged (FF)	P-030G-021-150FF-AL-G-048
22	21.00 (0.83")	6.0 (0.24")	3.000 (0.118")	Cap Screw Clamp	Flanged (FF)	* P-030G-022-060FF-AL-C-030
22	21.00 (0.83")	6.0 (0.24")	4.000 (0.157")	Cap Screw Clamp	Flanged (FF)	* P-030G-022-060FF-AL-C-040
22	21.00 (0.83")	6.0 (0.24")	5.000 (0.197")	Cap Screw Clamp	Flanged (FF)	* P-030G-022-060FF-AL-C-050
22	21.00 (0.83")	6.0 (0.24")	6.000 (0.236")	Set Screw	Flanged (FF)	* P-030G-022-060FF-AL-G-060

 Stocked or Short Delivery

 Usually Available Short Delivery

 Long delivery or not in current production


\* Large Minimum Quantities

\*\* Available only while stock lasts


# 3mm - GT2 and HTD Curvilinear Through Bore

All dimensions are shown as mm (inches)

Teeth	Pitch Dia. (PD)	Max Belt Width	Bore (d)	Locking Type	Type	Part Number
22	21.00 (0.83")	6.0 (0.24")	6.350 (0.250")	Set Screw	Flanged (FF)	P-030G-022-060FF-AL-G-064
22	21.00 (0.83")	6.0 (0.24")	6.000 (0.236")	EZ-Lock Hub	Flanged (FF)	P-030H-022-060FF-AL-E-060
22	21.00 (0.83")	6.0 (0.24")	6.350 (0.250")	EZ-Lock Hub	Flanged (FF)	P-030H-022-060FF-AL-E-064
22	21.00 (0.83")	6.0 (0.24")	6.000 (0.236")	Set Screw	Flanged (FF)	P-030H-022-060FF-AL-G-060
22	21.00 (0.83")	6.0 (0.24")	6.350 (0.250")	Set Screw	Flanged (FF)	P-030H-022-060FF-AL-G-064
22	21.00 (0.83")	6.0 (0.24")	6.000 (0.236")	Set Screw	Unflanged (P)	P-030H-022-060P-AL-G-060
22	21.00 (0.83")	6.0 (0.24")	6.350 (0.250")	Set Screw	Unflanged (P)	P-030H-022-060P-AL-G-064
22	21.00 (0.83")	9.0 (0.35")	3.000 (0.118")	Cap Screw Clamp	Flanged (FF)	* P-030G-022-090FF-AL-C-030
22	21.00 (0.83")	9.0 (0.35")	4.000 (0.157")	Cap Screw Clamp	Flanged (FF)	* P-030G-022-090FF-AL-C-040
22	21.00 (0.83")	9.0 (0.35")	5.000 (0.197")	Cap Screw Clamp	Flanged (FF)	* P-030G-022-090FF-AL-C-050
22	21.00 (0.83")	9.0 (0.35")	6.000 (0.236")	Set Screw	Flanged (FF)	* P-030G-022-090FF-AL-G-060
22	21.00 (0.83")	9.0 (0.35")	6.350 (0.250")	Set Screw	Flanged (FF)	P-030G-022-090FF-AL-G-064
22	21.00 (0.83")	9.0 (0.35")	6.000 (0.236")	EZ-Lock Hub	Flanged (FH)	P-030G-022-090FH-AL-E-060
22	21.00 (0.83")	9.0 (0.35")	6.350 (0.250")	EZ-Lock Hub	Flanged (FH)	P-030G-022-090FH-AL-E-064
22	21.00 (0.83")	9.0 (0.35")	6.000 (0.236")	Set Screw	Flanged (FF)	P-030H-022-090FF-AL-G-060
22	21.00 (0.83")	9.0 (0.35")	6.350 (0.250")	Set Screw	Flanged (FF)	P-030H-022-090FF-AL-G-064
22	21.00 (0.83")	9.0 (0.35")	6.000 (0.236")	Set Screw	Unflanged (P)	P-030H-022-090P-AL-G-060
22	21.00 (0.83")	9.0 (0.35")	6.350 (0.250")	Set Screw	Unflanged (P)	P-030H-022-090P-AL-G-064
22	21.00 (0.83")	15.0 (0.59")	4.763 (0.188")	Set Screw	Flanged (FF)	P-030G-022-150FF-AL-G-048
24	22.91 (0.90")	6.0 (0.24")	3.000 (0.118")	Cap Screw Clamp	Flanged (FF)	* P-030G-024-060FF-AL-C-030
24	22.91 (0.90")	6.0 (0.24")	4.000 (0.157")	Cap Screw Clamp	Flanged (FF)	* P-030G-024-060FF-AL-C-040
24	22.91 (0.90")	6.0 (0.24")	5.000 (0.197")	Cap Screw Clamp	Flanged (FF)	* P-030G-024-060FF-AL-C-050
24	22.91 (0.90")	6.0 (0.24")	6.000 (0.236")	Cap Screw Clamp	Flanged (FF)	* P-030G-024-060FF-AL-C-060
24	22.91 (0.90")	6.0 (0.24")	6.000 (0.236")	Set Screw	Flanged (FF)	* P-030G-024-060FF-AL-G-060
24	22.91 (0.90")	6.0 (0.24")	6.350 (0.250")	Set Screw	Flanged (FF)	P-030G-024-060FF-AL-G-064
24	22.91 (0.90")	6.0 (0.24")	6.000 (0.236")	EZ-Lock Hub	Flanged (FF)	P-030H-024-060FF-AL-E-060
24	22.91 (0.90")	6.0 (0.24")	6.350 (0.250")	EZ-Lock Hub	Flanged (FF)	P-030H-024-060FF-AL-E-064
24	22.91 (0.90")	6.0 (0.24")	6.000 (0.236")	Set Screw	Flanged (FF)	P-030H-024-060FF-AL-G-060
24	22.91 (0.90")	6.0 (0.24")	6.350 (0.250")	Set Screw	Flanged (FF)	P-030H-024-060FF-AL-G-064
24	22.91 (0.90")	6.0 (0.24")	6.000 (0.236")	Set Screw	Unflanged (P)	P-030H-024-060P-AL-G-060
24	22.91 (0.90")	6.0 (0.24")	6.350 (0.250")	Set Screw	Unflanged (P)	P-030H-024-060P-AL-G-064
24	22.91 (0.90")	9.0 (0.35")	3.000 (0.118")	Cap Screw Clamp	Flanged (FF)	* P-030G-024-090FF-AL-C-030
24	22.91 (0.90")	9.0 (0.35")	4.000 (0.157")	Cap Screw Clamp	Flanged (FF)	* P-030G-024-090FF-AL-C-040
24	22.91 (0.90")	9.0 (0.35")	5.000 (0.197")	Cap Screw Clamp	Flanged (FF)	* P-030G-024-090FF-AL-C-050
24	22.91 (0.90")	9.0 (0.35")	6.000 (0.236")	Cap Screw Clamp	Flanged (FF)	* P-030G-024-090FF-AL-C-060
24	22.91 (0.90")	9.0 (0.35")	6.000 (0.236")	Set Screw	Flanged (FF)	* P-030G-024-090FF-AL-G-060
24	22.91 (0.90")	9.0 (0.35")	6.350 (0.250")	Set Screw	Flanged (FF)	P-030G-024-090FF-AL-G-064
24	22.91 (0.90")	9.0 (0.35")	6.000 (0.236")	EZ-Lock Hub	Flanged (FH)	P-030G-024-090FH-AL-E-060
24	22.91 (0.90")	9.0 (0.35")	6.350 (0.250")	EZ-Lock Hub	Flanged (FH)	P-030G-024-090FH-AL-E-064
24	22.91 (0.90")	9.0 (0.35")	6.000 (0.236")	Set Screw	Flanged (FF)	P-030H-024-090FF-AL-G-060
24	22.91 (0.90")	9.0 (0.35")	6.350 (0.250")	Set Screw	Flanged (FF)	P-030H-024-090FF-AL-G-064
24	22.91 (0.90")	9.0 (0.35")	6.000 (0.236")	Set Screw	Unflanged (P)	P-030H-024-090P-AL-G-060
24	22.91 (0.90")	9.0 (0.35")	6.350 (0.250")	Set Screw	Unflanged (P)	P-030H-024-090P-AL-G-064
24	22.91 (0.90")	15.0 (0.59")	6.350 (0.250")	Set Screw	Flanged (FF)	P-030G-024-150FF-AL-G-064
25	23.86 (0.94")	6.0 (0.24")	3.000 (0.118")	Cap Screw Clamp	Flanged (FF)	* P-030G-025-060FF-AL-C-030
25	23.86 (0.94")	6.0 (0.24")	4.000 (0.157")	Cap Screw Clamp	Flanged (FF)	* P-030G-025-060FF-AL-C-040
25	23.86 (0.94")	6.0 (0.24")	5.000 (0.197")	Cap Screw Clamp	Flanged (FF)	* P-030G-025-060FF-AL-C-050
25	23.86 (0.94")	6.0 (0.24")	6.000 (0.236")	Cap Screw Clamp	Flanged (FF)	* P-030G-025-060FF-AL-C-060
25	23.86 (0.94")	6.0 (0.24")	6.000 (0.236")	Set Screw	Flanged (FF)	* P-030G-025-060FF-AL-G-060
25	23.86 (0.94")	6.0 (0.24")	6.350 (0.250")	Set Screw	Flanged (FF)	P-030G-025-060FF-AL-G-064
25	23.86 (0.94")	6.0 (0.24")	6.000 (0.236")	EZ-Lock Hub	Flanged (FF)	P-030H-025-060FF-AL-E-060
25	23.86 (0.94")	6.0 (0.24")	6.350 (0.250")	EZ-Lock Hub	Flanged (FF)	P-030H-025-060FF-AL-E-064
25	23.86 (0.94")	6.0 (0.24")	6.000 (0.236")	Set Screw	Flanged (FF)	P-030H-025-060FF-AL-G-060
25	23.86 (0.94")	6.0 (0.24")	6.350 (0.250")	Set Screw	Flanged (FF)	P-030H-025-060FF-AL-G-064

 Stocked or Short Delivery

 Usually Available Short Delivery

 Long delivery or not in current production

\* Large Minimum Quantities

\*\* Available only while stock lasts

### 3mm - GT2 and HTD Curvilinear Through Bore

All dimensions are shown as mm (inches)

Teeth	Pitch Dia. (PD)	Max Belt Width	Bore (d)	Locking Type	Type	Part Number
25	23.86 (0.94")	6.0 (0.24")	6.000 (0.236")	Set Screw	Unflanged (P)	P-030H-025-060P-AL-G-060
25	23.86 (0.94")	6.0 (0.24")	6.350 (0.250")	Set Screw	Unflanged (P)	P-030H-025-060P-AL-G-064
25	23.86 (0.94")	9.0 (0.35")	3.000 (0.118")	Cap Screw Clamp	Flanged (FF)	* P-030G-025-090FF-AL-C-030
25	23.86 (0.94")	9.0 (0.35")	4.000 (0.157")	Cap Screw Clamp	Flanged (FF)	* P-030G-025-090FF-AL-C-040
25	23.86 (0.94")	9.0 (0.35")	5.000 (0.197")	Cap Screw Clamp	Flanged (FF)	* P-030G-025-090FF-AL-C-050
25	23.86 (0.94")	9.0 (0.35")	6.000 (0.236")	Cap Screw Clamp	Flanged (FF)	* P-030G-025-090FF-AL-C-060
25	23.86 (0.94")	9.0 (0.35")	6.000 (0.236")	Set Screw	Flanged (FF)	* P-030G-025-090FF-AL-G-060
25	23.86 (0.94")	9.0 (0.35")	6.350 (0.250")	Set Screw	Flanged (FF)	P-030G-025-090FF-AL-G-064
25	23.86 (0.94")	9.0 (0.35")	6.000 (0.236")	EZ-Lock Hub	Flanged (FH)	P-030G-025-090FH-AL-E-060
25	23.86 (0.94")	9.0 (0.35")	6.350 (0.250")	EZ-Lock Hub	Flanged (FH)	P-030G-025-090FH-AL-E-064
25	23.86 (0.94")	9.0 (0.35")	6.000 (0.236")	Set Screw	Flanged (FF)	P-030H-025-090FF-AL-G-060
25	23.86 (0.94")	9.0 (0.35")	6.350 (0.250")	Set Screw	Flanged (FF)	P-030H-025-090FF-AL-G-064
25	23.86 (0.94")	9.0 (0.35")	6.000 (0.236")	Set Screw	Unflanged (P)	P-030H-025-090P-AL-G-060
25	23.86 (0.94")	9.0 (0.35")	6.350 (0.250")	Set Screw	Unflanged (P)	P-030H-025-090P-AL-G-064
25	23.86 (0.94")	15.0 (0.59")	6.350 (0.250")	Set Screw	Flanged (FF)	P-030G-025-150FF-AL-G-064
26	24.82 (0.98")	6.0 (0.24")	3.000 (0.118")	Cap Screw Clamp	Flanged (FF)	* P-030G-026-060FF-AL-C-030
26	24.82 (0.98")	6.0 (0.24")	4.000 (0.157")	Cap Screw Clamp	Flanged (FF)	* P-030G-026-060FF-AL-C-040
26	24.82 (0.98")	6.0 (0.24")	5.000 (0.197")	Cap Screw Clamp	Flanged (FF)	* P-030G-026-060FF-AL-C-050
26	24.82 (0.98")	6.0 (0.24")	6.000 (0.236")	Cap Screw Clamp	Flanged (FF)	* P-030G-026-060FF-AL-C-060
26	24.82 (0.98")	6.0 (0.24")	6.000 (0.236")	Set Screw	Flanged (FF)	* P-030G-026-060FF-AL-G-060
26	24.82 (0.98")	6.0 (0.24")	6.350 (0.250")	Set Screw	Flanged (FF)	P-030G-026-060FF-AL-G-064
26	24.82 (0.98")	6.0 (0.24")	6.000 (0.236")	EZ-Lock Hub	Flanged (FF)	P-030H-026-060FF-AL-E-060
26	24.82 (0.98")	6.0 (0.24")	6.350 (0.250")	EZ-Lock Hub	Flanged (FF)	P-030H-026-060FF-AL-E-064
26	24.82 (0.98")	6.0 (0.24")	6.000 (0.236")	Set Screw	Flanged (FF)	P-030H-026-060FF-AL-G-060
26	24.82 (0.98")	6.0 (0.24")	6.350 (0.250")	Set Screw	Flanged (FF)	P-030H-026-060FF-AL-G-064
26	24.82 (0.98")	6.0 (0.24")	6.000 (0.236")	Set Screw	Unflanged (P)	P-030H-026-060P-AL-G-060
26	24.82 (0.98")	6.0 (0.24")	6.350 (0.250")	Set Screw	Unflanged (P)	P-030H-026-060P-AL-G-064
26	24.82 (0.98")	9.0 (0.35")	3.000 (0.118")	Cap Screw Clamp	Flanged (FF)	* P-030G-026-090FF-AL-C-030
26	24.82 (0.98")	9.0 (0.35")	4.000 (0.157")	Cap Screw Clamp	Flanged (FF)	* P-030G-026-090FF-AL-C-040
26	24.82 (0.98")	9.0 (0.35")	5.000 (0.197")	Cap Screw Clamp	Flanged (FF)	* P-030G-026-090FF-AL-C-050
26	24.82 (0.98")	9.0 (0.35")	6.000 (0.236")	Cap Screw Clamp	Flanged (FF)	* P-030G-026-090FF-AL-C-060
26	24.82 (0.98")	9.0 (0.35")	6.000 (0.236")	Set Screw	Flanged (FF)	* P-030G-026-090FF-AL-G-060
26	24.82 (0.98")	9.0 (0.35")	6.350 (0.250")	Set Screw	Flanged (FF)	P-030G-026-090FF-AL-G-064
26	24.82 (0.98")	9.0 (0.35")	6.000 (0.236")	EZ-Lock Hub	Flanged (FH)	P-030G-026-090FH-AL-E-060
26	24.82 (0.98")	9.0 (0.35")	6.350 (0.250")	EZ-Lock Hub	Flanged (FH)	P-030G-026-090FH-AL-E-064
26	24.82 (0.98")	9.0 (0.35")	6.000 (0.236")	Set Screw	Flanged (FF)	P-030H-026-090FF-AL-G-060
26	24.82 (0.98")	9.0 (0.35")	6.350 (0.250")	Set Screw	Flanged (FF)	P-030H-026-090FF-AL-G-064
26	24.82 (0.98")	9.0 (0.35")	6.000 (0.236")	Set Screw	Unflanged (P)	P-030H-026-090P-AL-G-060
26	24.82 (0.98")	9.0 (0.35")	6.350 (0.250")	Set Screw	Unflanged (P)	P-030H-026-090P-AL-G-064
26	24.82 (0.98")	15.0 (0.59")	6.350 (0.250")	Set Screw	Flanged (FF)	P-030G-026-150FF-AL-G-064
28	26.73 (1.05")	6.0 (0.24")	3.000 (0.118")	Cap Screw Clamp	Flanged (FF)	* P-030G-028-060FF-AL-C-030
28	26.73 (1.05")	6.0 (0.24")	4.000 (0.157")	Cap Screw Clamp	Flanged (FF)	* P-030G-028-060FF-AL-C-040
28	26.73 (1.05")	6.0 (0.24")	5.000 (0.197")	Cap Screw Clamp	Flanged (FF)	* P-030G-028-060FF-AL-C-050
28	26.73 (1.05")	6.0 (0.24")	6.000 (0.236")	Cap Screw Clamp	Flanged (FF)	* P-030G-028-060FF-AL-C-060
28	26.73 (1.05")	6.0 (0.24")	6.000 (0.236")	Set Screw	Flanged (FF)	* P-030G-028-060FF-AL-G-060
28	26.73 (1.05")	6.0 (0.24")	6.350 (0.250")	Set Screw	Flanged (FF)	P-030G-028-060FF-AL-G-064
28	26.73 (1.05")	6.0 (0.24")	6.000 (0.236")	Set Screw	Flanged (FF)	P-030H-028-060FF-AL-G-060
28	26.73 (1.05")	6.0 (0.24")	6.350 (0.250")	Set Screw	Flanged (FF)	P-030H-028-060FF-AL-G-064
28	26.73 (1.05")	6.0 (0.24")	6.000 (0.236")	Set Screw	Unflanged (P)	P-030H-028-060P-AL-G-060
28	26.73 (1.05")	6.0 (0.24")	6.350 (0.250")	Set Screw	Unflanged (P)	P-030H-028-060P-AL-G-064
28	26.73 (1.05")	9.0 (0.35")	3.000 (0.118")	Cap Screw Clamp	Flanged (FF)	* P-030G-028-090FF-AL-C-030
28	26.73 (1.05")	9.0 (0.35")	4.000 (0.157")	Cap Screw Clamp	Flanged (FF)	* P-030G-028-090FF-AL-C-040
28	26.73 (1.05")	9.0 (0.35")	5.000 (0.197")	Cap Screw Clamp	Flanged (FF)	* P-030G-028-090FF-AL-C-050
28	26.73 (1.05")	9.0 (0.35")	6.000 (0.236")	Cap Screw Clamp	Flanged (FF)	* P-030G-028-090FF-AL-C-060

Stocked or Short Delivery

Usually Available Short Delivery

Long delivery or not in current production

\* Large Minimum Quantities

\*\* Available only while stock lasts



### 3mm - GT2 and HTD Curvilinear Through Bore

All dimensions are shown as mm (inches)

Teeth	Pitch Dia. (PD)	Max Belt Width	Bore (d)	Locking Type	Type	Part Number
28	26.73 (1.05")	9.0 (0.35")	6.000 (0.236")	Set Screw	Flanged (FF)	* P-030G-028-090FF-AL-G-060
28	26.73 (1.05")	9.0 (0.35")	6.350 (0.250")	Set Screw	Flanged (FF)	<b>P-030G-028-090FF-AL-G-064</b>
28	26.73 (1.05")	9.0 (0.35")	6.000 (0.236")	Set Screw	Flanged (FF)	<b>P-030H-028-090FF-AL-G-060</b>
28	26.73 (1.05")	9.0 (0.35")	6.350 (0.250")	Set Screw	Flanged (FF)	<b>P-030H-028-090FF-AL-G-064</b>
28	26.73 (1.05")	9.0 (0.35")	6.000 (0.236")	Set Screw	Unflanged (P)	<b>P-030H-028-090P-AL-G-060</b>
28	26.73 (1.05")	9.0 (0.35")	6.350 (0.250")	Set Screw	Unflanged (P)	<b>P-030H-028-090P-AL-G-064</b>
28	26.73 (1.05")	15.0 (0.59")	6.350 (0.250")	Set Screw	Flanged (FF)	<b>P-030G-028-150FF-AL-G-064</b>
30	28.64 (1.13")	6.0 (0.24")	5.000 (0.197")	Cap Screw Clamp	Flanged (FF)	* P-030G-030-060FF-AL-C-050
30	28.64 (1.13")	6.0 (0.24")	6.000 (0.236")	Cap Screw Clamp	Flanged (FF)	* P-030G-030-060FF-AL-C-060
30	28.64 (1.13")	6.0 (0.24")	8.000 (0.315")	Cap Screw Clamp	Flanged (FF)	* P-030G-030-060FF-AL-C-080
30	28.64 (1.13")	6.0 (0.24")	10.000 (0.394")	Cap Screw Clamp	Flanged (FF)	* P-030G-030-060FF-AL-C-100
30	28.64 (1.13")	6.0 (0.24")	6.000 (0.236")	Set Screw	Flanged (FF)	* P-030G-030-060FF-AL-G-060
30	28.64 (1.13")	6.0 (0.24")	6.350 (0.250")	Set Screw	Flanged (FF)	<b>P-030G-030-060FF-AL-G-064</b>
30	28.64 (1.13")	6.0 (0.24")	6.000 (0.236")	EZ-Lock Hub	Flanged (FF)	<b>P-030H-030-060FF-AL-E-060</b>
30	28.64 (1.13")	6.0 (0.24")	6.350 (0.250")	EZ-Lock Hub	Flanged (FF)	<b>P-030H-030-060FF-AL-E-064</b>
30	28.64 (1.13")	6.0 (0.24")	6.000 (0.236")	Set Screw	Flanged (FF)	<b>P-030H-030-060FF-AL-G-060</b>
30	28.64 (1.13")	6.0 (0.24")	6.350 (0.250")	Set Screw	Flanged (FF)	<b>P-030H-030-060FF-AL-G-064</b>
30	28.64 (1.13")	6.0 (0.24")	6.000 (0.236")	Set Screw	Unflanged (P)	<b>P-030H-030-060P-AL-G-060</b>
30	28.64 (1.13")	6.0 (0.24")	6.350 (0.250")	Set Screw	Unflanged (P)	<b>P-030H-030-060P-AL-G-064</b>
30	28.64 (1.13")	9.0 (0.35")	5.000 (0.197")	Cap Screw Clamp	Flanged (FF)	* P-030G-030-090FF-AL-C-050
30	28.64 (1.13")	9.0 (0.35")	6.000 (0.236")	Cap Screw Clamp	Flanged (FF)	* P-030G-030-090FF-AL-C-060
30	28.64 (1.13")	9.0 (0.35")	8.000 (0.315")	Cap Screw Clamp	Flanged (FF)	* P-030G-030-090FF-AL-C-080
30	28.64 (1.13")	9.0 (0.35")	10.000 (0.394")	Cap Screw Clamp	Flanged (FF)	* P-030G-030-090FF-AL-C-100
30	28.64 (1.13")	9.0 (0.35")	6.000 (0.236")	EZ-Lock Hub	Flanged (FF)	<b>P-030G-030-090FF-AL-E-060</b>
30	28.64 (1.13")	9.0 (0.35")	6.350 (0.250")	EZ-Lock Hub	Flanged (FF)	<b>P-030G-030-090FF-AL-E-064</b>
30	28.64 (1.13")	9.0 (0.35")	6.000 (0.236")	Set Screw	Flanged (FF)	* P-030G-030-090FF-AL-G-060
30	28.64 (1.13")	9.0 (0.35")	6.350 (0.250")	Set Screw	Flanged (FF)	<b>P-030G-030-090FF-AL-G-064</b>
30	28.64 (1.13")	9.0 (0.35")	6.000 (0.236")	Set Screw	Flanged (FF)	<b>P-030H-030-090FF-AL-G-060</b>
30	28.64 (1.13")	9.0 (0.35")	6.350 (0.250")	Set Screw	Flanged (FF)	<b>P-030H-030-090FF-AL-G-064</b>
30	28.64 (1.13")	9.0 (0.35")	6.000 (0.236")	Set Screw	Unflanged (P)	<b>P-030H-030-090P-AL-G-060</b>
30	28.64 (1.13")	9.0 (0.35")	6.350 (0.250")	Set Screw	Unflanged (P)	<b>P-030H-030-090P-AL-G-064</b>
30	28.64 (1.13")	15.0 (0.59")	6.350 (0.250")	Set Screw	Flanged (FF)	<b>P-030G-030-150FF-AL-G-064</b>
32	30.54 (1.20")	6.0 (0.24")	5.000 (0.197")	Cap Screw Clamp	Flanged (FF)	* P-030G-032-060FF-AL-C-050
32	30.54 (1.20")	6.0 (0.24")	6.000 (0.236")	Cap Screw Clamp	Flanged (FF)	* P-030G-032-060FF-AL-C-060
32	30.54 (1.20")	6.0 (0.24")	8.000 (0.315")	Cap Screw Clamp	Flanged (FF)	* P-030G-032-060FF-AL-C-080
32	30.54 (1.20")	6.0 (0.24")	10.000 (0.394")	Cap Screw Clamp	Flanged (FF)	* P-030G-032-060FF-AL-C-100
32	30.54 (1.20")	6.0 (0.24")	6.000 (0.236")	Set Screw	Flanged (FF)	* P-030G-032-060FF-AL-G-060
32	30.54 (1.20")	6.0 (0.24")	6.350 (0.250")	Set Screw	Flanged (FF)	<b>P-030G-032-060FF-AL-G-064</b>
32	30.54 (1.20")	6.0 (0.24")	6.000 (0.236")	EZ-Lock Hub	Flanged (FF)	<b>P-030H-032-060FF-AL-E-060</b>
32	30.54 (1.20")	6.0 (0.24")	6.350 (0.250")	EZ-Lock Hub	Flanged (FF)	<b>P-030H-032-060FF-AL-E-064</b>
32	30.54 (1.20")	6.0 (0.24")	6.000 (0.236")	Set Screw	Flanged (FF)	<b>P-030H-032-060FF-AL-G-060</b>
32	30.54 (1.20")	6.0 (0.24")	6.350 (0.250")	Set Screw	Flanged (FF)	<b>P-030H-032-060FF-AL-G-064</b>
32	30.54 (1.20")	6.0 (0.24")	6.000 (0.236")	Set Screw	Unflanged (P)	<b>P-030H-032-060P-AL-G-060</b>
32	30.54 (1.20")	6.0 (0.24")	6.350 (0.250")	Set Screw	Unflanged (P)	<b>P-030H-032-060P-AL-G-064</b>
32	30.54 (1.20")	9.0 (0.35")	5.000 (0.197")	Cap Screw Clamp	Flanged (FF)	* P-030G-032-090FF-AL-C-050
32	30.54 (1.20")	9.0 (0.35")	6.000 (0.236")	Cap Screw Clamp	Flanged (FF)	* P-030G-032-090FF-AL-C-060
32	30.54 (1.20")	9.0 (0.35")	8.000 (0.315")	Cap Screw Clamp	Flanged (FF)	* P-030G-032-090FF-AL-C-080
32	30.54 (1.20")	9.0 (0.35")	10.000 (0.394")	Cap Screw Clamp	Flanged (FF)	* P-030G-032-090FF-AL-C-100
32	30.54 (1.20")	9.0 (0.35")	6.000 (0.236")	EZ-Lock Hub	Flanged (FF)	<b>P-030G-032-090FF-AL-E-060</b>
32	30.54 (1.20")	9.0 (0.35")	6.350 (0.250")	EZ-Lock Hub	Flanged (FF)	<b>P-030G-032-090FF-AL-E-064</b>
32	30.54 (1.20")	9.0 (0.35")	6.000 (0.236")	Set Screw	Flanged (FF)	* P-030G-032-090FF-AL-G-060
32	30.54 (1.20")	9.0 (0.35")	6.350 (0.250")	Set Screw	Flanged (FF)	<b>P-030G-032-090FF-AL-G-064</b>
32	30.54 (1.20")	9.0 (0.35")	6.000 (0.236")	Set Screw	Flanged (FF)	<b>P-030H-032-090FF-AL-G-060</b>
32	30.54 (1.20")	9.0 (0.35")	6.350 (0.250")	Set Screw	Flanged (FF)	<b>P-030H-032-090FF-AL-G-064</b>

Stocked or Short Delivery

Usually Available Short Delivery

Long delivery or not in current production


\* Large Minimum Quantities

\*\* Available only while stock lasts


# 3mm - GT2 and HTD Curvilinear Through Bore

All dimensions are shown as mm (inches)

Teeth	Pitch Dia. (PD)	Max Belt Width	Bore (d)	Locking Type	Type	Part Number
32	30.54 (1.20")	9.0 (0.35")	6.000 (0.236")	Set Screw	Unflanged (P)	P-030H-032-090P-AL-G-060
32	30.54 (1.20")	9.0 (0.35")	6.350 (0.250")	Set Screw	Unflanged (P)	P-030H-032-090P-AL-G-064
32	30.54 (1.20")	15.0 (0.59")	6.350 (0.250")	Set Screw	Flanged (FF)	P-030G-032-150FF-AL-G-064
34	32.45 (1.28")	6.0 (0.24")	6.000 (0.236")	Set Screw	Flanged (FF)	* P-030G-034-060FF-AL-G-060
34	32.45 (1.28")	6.0 (0.24")	6.350 (0.250")	Set Screw	Flanged (FF)	P-030G-034-060FF-AL-G-064
34	32.45 (1.28")	6.0 (0.24")	6.000 (0.236")	Set Screw	Unflanged (P)	* P-030G-034-060P-AL-G-060
34	32.45 (1.28")	6.0 (0.24")	6.350 (0.250")	Set Screw	Unflanged (P)	P-030G-034-060P-AL-G-064
34	32.45 (1.28")	6.0 (0.24")	6.000 (0.236")	EZ-Lock Hub	Flanged (FF)	P-030H-034-060FF-AL-E-060
34	32.45 (1.28")	6.0 (0.24")	6.350 (0.250")	EZ-Lock Hub	Flanged (FF)	P-030H-034-060FF-AL-E-064
34	32.45 (1.28")	6.0 (0.24")	6.000 (0.236")	Set Screw	Flanged (FF)	P-030H-034-060FF-AL-G-060
34	32.45 (1.28")	6.0 (0.24")	6.350 (0.250")	Set Screw	Flanged (FF)	P-030H-034-060FF-AL-G-064
34	32.45 (1.28")	6.0 (0.24")	6.000 (0.236")	Set Screw	Unflanged (P)	P-030H-034-060P-AL-G-060
34	32.45 (1.28")	6.0 (0.24")	6.350 (0.250")	Set Screw	Unflanged (P)	P-030H-034-060P-AL-G-064
34	32.45 (1.28")	9.0 (0.35")	6.000 (0.236")	EZ-Lock Hub	Flanged (FF)	P-030G-034-090FF-AL-E-060
34	32.45 (1.28")	9.0 (0.35")	6.350 (0.250")	EZ-Lock Hub	Flanged (FF)	P-030G-034-090FF-AL-E-064
34	32.45 (1.28")	9.0 (0.35")	6.000 (0.236")	Set Screw	Flanged (FF)	* P-030G-034-090FF-AL-G-060
34	32.45 (1.28")	9.0 (0.35")	6.350 (0.250")	Set Screw	Flanged (FF)	P-030G-034-090FF-AL-G-064
34	32.45 (1.28")	9.0 (0.35")	6.000 (0.236")	EZ-Lock Hub	Unflanged (P)	* P-030G-034-090P-AL-E-060
34	32.45 (1.28")	9.0 (0.35")	6.350 (0.250")	EZ-Lock Hub	Unflanged (P)	* P-030G-034-090P-AL-E-064
34	32.45 (1.28")	9.0 (0.35")	6.000 (0.236")	Set Screw	Unflanged (P)	* P-030G-034-090P-AL-G-060
34	32.45 (1.28")	9.0 (0.35")	6.350 (0.250")	Set Screw	Unflanged (P)	P-030G-034-090P-AL-G-064
34	32.45 (1.28")	9.0 (0.35")	6.000 (0.236")	Set Screw	Flanged (FF)	P-030H-034-090FF-AL-G-060
34	32.45 (1.28")	9.0 (0.35")	6.350 (0.250")	Set Screw	Flanged (FF)	P-030H-034-090FF-AL-G-064
34	32.45 (1.28")	9.0 (0.35")	6.000 (0.236")	Set Screw	Unflanged (P)	P-030H-034-090P-AL-G-060
34	32.45 (1.28")	9.0 (0.35")	6.350 (0.250")	Set Screw	Unflanged (P)	P-030H-034-090P-AL-G-064
34	32.45 (1.28")	15.0 (0.59")	6.350 (0.250")	Set Screw	Flanged (FF)	P-030G-034-150FF-AL-G-064
36	34.36 (1.35")	6.0 (0.24")	5.000 (0.197")	Cap Screw Clamp	Flanged (FF)	* P-030G-036-060FF-AL-C-050
36	34.36 (1.35")	6.0 (0.24")	6.000 (0.236")	Cap Screw Clamp	Flanged (FF)	* P-030G-036-060FF-AL-C-060
36	34.36 (1.35")	6.0 (0.24")	8.000 (0.315")	Cap Screw Clamp	Flanged (FF)	* P-030G-036-060FF-AL-C-080
36	34.36 (1.35")	6.0 (0.24")	10.000 (0.394")	Cap Screw Clamp	Flanged (FF)	* P-030G-036-060FF-AL-C-100
36	34.36 (1.35")	6.0 (0.24")	6.000 (0.236")	Set Screw	Flanged (FF)	* P-030G-036-060FF-AL-G-060
36	34.36 (1.35")	6.0 (0.24")	6.350 (0.250")	Set Screw	Flanged (FF)	P-030G-036-060FF-AL-G-064
36	34.36 (1.35")	6.0 (0.24")	6.000 (0.236")	Set Screw	Unflanged (P)	* P-030G-036-060P-AL-G-060
36	34.36 (1.35")	6.0 (0.24")	6.350 (0.250")	Set Screw	Unflanged (P)	P-030G-036-060P-AL-G-064
36	34.36 (1.35")	6.0 (0.24")	6.000 (0.236")	EZ-Lock Hub	Flanged (FF)	P-030H-036-060FF-AL-E-060
36	34.36 (1.35")	6.0 (0.24")	6.350 (0.250")	EZ-Lock Hub	Flanged (FF)	P-030H-036-060FF-AL-E-064
36	34.36 (1.35")	6.0 (0.24")	6.000 (0.236")	Set Screw	Flanged (FF)	P-030H-036-060FF-AL-G-060
36	34.36 (1.35")	6.0 (0.24")	6.350 (0.250")	Set Screw	Flanged (FF)	P-030H-036-060FF-AL-G-064
36	34.36 (1.35")	6.0 (0.24")	6.000 (0.236")	Set Screw	Unflanged (P)	P-030H-036-060P-AL-G-060
36	34.36 (1.35")	6.0 (0.24")	6.350 (0.250")	Set Screw	Unflanged (P)	P-030H-036-060P-AL-G-064
36	34.36 (1.35")	9.0 (0.35")	5.000 (0.197")	Cap Screw Clamp	Flanged (FF)	* P-030G-036-090FF-AL-C-050
36	34.36 (1.35")	9.0 (0.35")	6.000 (0.236")	Cap Screw Clamp	Flanged (FF)	* P-030G-036-090FF-AL-C-060
36	34.36 (1.35")	9.0 (0.35")	8.000 (0.315")	Cap Screw Clamp	Flanged (FF)	* P-030G-036-090FF-AL-C-080
36	34.36 (1.35")	9.0 (0.35")	10.000 (0.394")	Cap Screw Clamp	Flanged (FF)	* P-030G-036-090FF-AL-C-100
36	34.36 (1.35")	9.0 (0.35")	6.000 (0.236")	EZ-Lock Hub	Flanged (FF)	P-030G-036-090FF-AL-E-060
36	34.36 (1.35")	9.0 (0.35")	6.350 (0.250")	EZ-Lock Hub	Flanged (FF)	P-030G-036-090FF-AL-E-064
36	34.36 (1.35")	9.0 (0.35")	6.000 (0.236")	Set Screw	Flanged (FF)	* P-030G-036-090FF-AL-G-060
36	34.36 (1.35")	9.0 (0.35")	6.350 (0.250")	Set Screw	Flanged (FF)	P-030G-036-090FF-AL-G-064
36	34.36 (1.35")	9.0 (0.35")	6.000 (0.236")	EZ-Lock Hub	Unflanged (P)	* P-030G-036-090P-AL-E-060
36	34.36 (1.35")	9.0 (0.35")	6.350 (0.250")	EZ-Lock Hub	Unflanged (P)	* P-030G-036-090P-AL-E-064
36	34.36 (1.35")	9.0 (0.35")	6.000 (0.236")	Set Screw	Unflanged (P)	* P-030G-036-090P-AL-G-060
36	34.36 (1.35")	9.0 (0.35")	6.350 (0.250")	Set Screw	Unflanged (P)	P-030G-036-090P-AL-G-064
36	34.36 (1.35")	9.0 (0.35")	6.000 (0.236")	Set Screw	Flanged (FF)	P-030H-036-090FF-AL-G-060
36	34.36 (1.35")	9.0 (0.35")	6.350 (0.250")	Set Screw	Flanged (FF)	P-030H-036-090FF-AL-G-064

 Stocked or Short Delivery

 Usually Available Short Delivery

 Long delivery or not in current production

\* Large Minimum Quantities

\*\* Available only while stock lasts

### 3mm - GT2 and HTD Curvilinear Through Bore

All dimensions are shown as mm (inches)

Teeth	Pitch Dia. (PD)	Max Belt Width	Bore (d)	Locking Type	Type	Part Number
36	34.36 (1.35")	9.0 (0.35")	6.000 (0.236")	Set Screw	Unflanged (P)	P-030H-036-090P-AL-G-060
36	34.36 (1.35")	9.0 (0.35")	6.350 (0.250")	Set Screw	Unflanged (P)	P-030H-036-090P-AL-G-064
36	34.36 (1.35")	15.0 (0.59")	6.350 (0.250")	Set Screw	Flanged (FF)	P-030G-036-150FF-AL-G-064
38	36.27 (1.43")	6.0 (0.24")	6.000 (0.236")	Set Screw	Flanged (FF)	* P-030G-038-060FF-AL-G-060
38	36.27 (1.43")	6.0 (0.24")	6.350 (0.250")	Set Screw	Flanged (FF)	P-030G-038-060FF-AL-G-064
38	36.27 (1.43")	6.0 (0.24")	6.000 (0.236")	Set Screw	Unflanged (P)	* P-030G-038-060P-AL-G-060
38	36.27 (1.43")	6.0 (0.24")	6.350 (0.250")	Set Screw	Unflanged (P)	P-030G-038-060P-AL-G-064
38	36.27 (1.43")	6.0 (0.24")	6.000 (0.236")	Set Screw	Flanged (FF)	P-030H-038-060FF-AL-G-060
38	36.27 (1.43")	6.0 (0.24")	6.350 (0.250")	Set Screw	Flanged (FF)	P-030H-038-060FF-AL-G-064
38	36.27 (1.43")	6.0 (0.24")	6.000 (0.236")	Set Screw	Unflanged (P)	P-030H-038-060P-AL-G-060
38	36.27 (1.43")	6.0 (0.24")	6.350 (0.250")	Set Screw	Unflanged (P)	P-030H-038-060P-AL-G-064
38	36.27 (1.43")	9.0 (0.35")	6.000 (0.236")	EZ-Lock Hub	Flanged (FF)	P-030G-038-090FF-AL-E-060
38	36.27 (1.43")	9.0 (0.35")	6.350 (0.250")	EZ-Lock Hub	Flanged (FF)	P-030G-038-090FF-AL-E-064
38	36.27 (1.43")	9.0 (0.35")	6.000 (0.236")	Set Screw	Flanged (FF)	* P-030G-038-090FF-AL-G-060
38	36.27 (1.43")	9.0 (0.35")	6.350 (0.250")	Set Screw	Flanged (FF)	P-030G-038-090FF-AL-G-064
38	36.27 (1.43")	9.0 (0.35")	6.000 (0.236")	EZ-Lock Hub	Unflanged (P)	* P-030G-038-090P-AL-E-060
38	36.27 (1.43")	9.0 (0.35")	6.350 (0.250")	EZ-Lock Hub	Unflanged (P)	* P-030G-038-090P-AL-E-064
38	36.27 (1.43")	9.0 (0.35")	6.000 (0.236")	Set Screw	Unflanged (P)	* P-030G-038-090P-AL-G-060
38	36.27 (1.43")	9.0 (0.35")	6.350 (0.250")	Set Screw	Unflanged (P)	P-030G-038-090P-AL-G-064
38	36.27 (1.43")	9.0 (0.35")	6.000 (0.236")	Set Screw	Flanged (FF)	P-030H-038-090FF-AL-G-060
38	36.27 (1.43")	9.0 (0.35")	6.350 (0.250")	Set Screw	Flanged (FF)	P-030H-038-090FF-AL-G-064
38	36.27 (1.43")	9.0 (0.35")	6.000 (0.236")	Set Screw	Unflanged (P)	P-030H-038-090P-AL-G-060
38	36.27 (1.43")	9.0 (0.35")	6.350 (0.250")	Set Screw	Unflanged (P)	P-030H-038-090P-AL-G-064
38	36.27 (1.43")	15.0 (0.59")	6.350 (0.250")	Set Screw	Flanged (FF)	P-030G-038-150FF-AL-G-064
40	38.18 (1.50")	6.0 (0.24")	8.000 (0.315")	Cap Screw Clamp	Flanged (FF)	* P-030G-040-060FF-AL-C-080
40	38.18 (1.50")	6.0 (0.24")	10.000 (0.394")	Cap Screw Clamp	Flanged (FF)	* P-030G-040-060FF-AL-C-100
40	38.18 (1.50")	6.0 (0.24")	11.000 (0.433")	Cap Screw Clamp	Flanged (FF)	* P-030G-040-060FF-AL-C-110
40	38.18 (1.50")	6.0 (0.24")	12.000 (0.472")	Cap Screw Clamp	Flanged (FF)	* P-030G-040-060FF-AL-C-120
40	38.18 (1.50")	6.0 (0.24")	14.000 (0.551")	Cap Screw Clamp	Flanged (FF)	* P-030G-040-060FF-AL-C-140
40	38.18 (1.50")	6.0 (0.24")	6.000 (0.236")	Set Screw	Flanged (FF)	* P-030G-040-060FF-AL-G-060
40	38.18 (1.50")	6.0 (0.24")	6.350 (0.250")	Set Screw	Flanged (FF)	P-030G-040-060FF-AL-G-064
40	38.18 (1.50")	6.0 (0.24")	6.000 (0.236")	Set Screw	Unflanged (P)	* P-030G-040-060P-AL-G-060
40	38.18 (1.50")	6.0 (0.24")	6.350 (0.250")	Set Screw	Unflanged (P)	P-030G-040-060P-AL-G-064
40	38.18 (1.50")	6.0 (0.24")	6.000 (0.236")	EZ-Lock Hub	Flanged (FF)	P-030H-040-060FF-AL-E-060
40	38.18 (1.50")	6.0 (0.24")	6.350 (0.250")	EZ-Lock Hub	Flanged (FF)	P-030H-040-060FF-AL-E-064
40	38.18 (1.50")	6.0 (0.24")	6.000 (0.236")	Set Screw	Flanged (FF)	P-030H-040-060FF-AL-G-060
40	38.18 (1.50")	6.0 (0.24")	6.350 (0.250")	Set Screw	Flanged (FF)	P-030H-040-060FF-AL-G-064
40	38.18 (1.50")	6.0 (0.24")	6.000 (0.236")	Set Screw	Unflanged (P)	P-030H-040-060P-AL-G-060
40	38.18 (1.50")	6.0 (0.24")	6.350 (0.250")	Set Screw	Unflanged (P)	P-030H-040-060P-AL-G-064
40	38.18 (1.50")	9.0 (0.35")	8.000 (0.315")	Cap Screw Clamp	Flanged (FF)	* P-030G-040-090FF-AL-C-080
40	38.18 (1.50")	9.0 (0.35")	10.000 (0.394")	Cap Screw Clamp	Flanged (FF)	* P-030G-040-090FF-AL-C-100
40	38.18 (1.50")	9.0 (0.35")	11.000 (0.433")	Cap Screw Clamp	Flanged (FF)	* P-030G-040-090FF-AL-C-110
40	38.18 (1.50")	9.0 (0.35")	12.000 (0.472")	Cap Screw Clamp	Flanged (FF)	* P-030G-040-090FF-AL-C-120
40	38.18 (1.50")	9.0 (0.35")	14.000 (0.551")	Cap Screw Clamp	Flanged (FF)	* P-030G-040-090FF-AL-C-140
40	38.18 (1.50")	9.0 (0.35")	6.000 (0.236")	EZ-Lock Hub	Flanged (FF)	P-030G-040-090FF-AL-E-060
40	38.18 (1.50")	9.0 (0.35")	6.350 (0.250")	EZ-Lock Hub	Flanged (FF)	P-030G-040-090FF-AL-E-064
40	38.18 (1.50")	9.0 (0.35")	6.000 (0.236")	Set Screw	Flanged (FF)	* P-030G-040-090FF-AL-G-060
40	38.18 (1.50")	9.0 (0.35")	6.350 (0.250")	Set Screw	Flanged (FF)	P-030G-040-090FF-AL-G-064
40	38.18 (1.50")	9.0 (0.35")	6.000 (0.236")	EZ-Lock Hub	Unflanged (P)	* P-030G-040-090P-AL-E-060
40	38.18 (1.50")	9.0 (0.35")	6.350 (0.250")	EZ-Lock Hub	Unflanged (P)	* P-030G-040-090P-AL-E-064
40	38.18 (1.50")	9.0 (0.35")	6.000 (0.236")	Set Screw	Unflanged (P)	* P-030G-040-090P-AL-G-060
40	38.18 (1.50")	9.0 (0.35")	6.350 (0.250")	Set Screw	Unflanged (P)	P-030G-040-090P-AL-G-064
40	38.18 (1.50")	9.0 (0.35")	6.000 (0.236")	Set Screw	Flanged (FF)	P-030H-040-090FF-AL-G-060
40	38.18 (1.50")	9.0 (0.35")	6.350 (0.250")	Set Screw	Flanged (FF)	P-030H-040-090FF-AL-G-064

Stocked or Short Delivery

Usually Available Short Delivery

Long delivery or not in current production

\* Large Minimum Quantities

\*\* Available only while stock lasts

# 3mm - GT2 and HTD Curvilinear Through Bore

All dimensions are shown as mm (inches)

Teeth	Pitch Dia. (PD)	Max Belt Width	Bore (d)	Locking Type	Type	Part Number
40	38.18 (1.50")	9.0 (0.35")	6.000 (0.236")	Set Screw	Unflanged (P)	<b>P-030H-040-090P-AL-G-060</b>
40	38.18 (1.50")	9.0 (0.35")	6.350 (0.250")	Set Screw	Unflanged (P)	<b>P-030H-040-090P-AL-G-064</b>
40	38.18 (1.50")	15.0 (0.59")	6.350 (0.250")	Set Screw	Flanged (FF)	<b>P-030G-040-150FF-AL-G-064</b>
44	42.00 (1.65")	6.0 (0.24")	8.000 (0.315")	Cap Screw Clamp	Flanged (FF)	* P-030G-044-060FF-AL-C-080
44	42.00 (1.65")	6.0 (0.24")	10.000 (0.394")	Cap Screw Clamp	Flanged (FF)	* P-030G-044-060FF-AL-C-100
44	42.00 (1.65")	6.0 (0.24")	11.000 (0.433")	Cap Screw Clamp	Flanged (FF)	* P-030G-044-060FF-AL-C-110
44	42.00 (1.65")	6.0 (0.24")	12.000 (0.472")	Cap Screw Clamp	Flanged (FF)	* P-030G-044-060FF-AL-C-120
44	42.00 (1.65")	6.0 (0.24")	14.000 (0.551")	Cap Screw Clamp	Flanged (FF)	* P-030G-044-060FF-AL-C-140
44	42.00 (1.65")	6.0 (0.24")	6.000 (0.236")	Set Screw	Flanged (FF)	* P-030G-044-060FF-AL-G-060
44	42.00 (1.65")	6.0 (0.24")	6.350 (0.250")	Set Screw	Flanged (FF)	<b>P-030G-044-060FF-AL-G-064</b>
44	42.00 (1.65")	6.0 (0.24")	6.000 (0.236")	Set Screw	Unflanged (P)	* P-030G-044-060P-AL-G-060
44	42.00 (1.65")	6.0 (0.24")	6.350 (0.250")	Set Screw	Unflanged (P)	<b>P-030G-044-060P-AL-G-064</b>
44	42.00 (1.65")	6.0 (0.24")	6.000 (0.236")	EZ-Lock Hub	Flanged (FF)	<b>P-030H-044-060FF-AL-E-060</b>
44	42.00 (1.65")	6.0 (0.24")	6.350 (0.250")	EZ-Lock Hub	Flanged (FF)	<b>P-030H-044-060FF-AL-E-064</b>
44	42.00 (1.65")	6.0 (0.24")	6.000 (0.236")	Set Screw	Flanged (FF)	* P-030H-044-060FF-AL-G-060
44	42.00 (1.65")	6.0 (0.24")	6.350 (0.250")	Set Screw	Flanged (FF)	<b>P-030H-044-060FF-AL-G-064</b>
44	42.00 (1.65")	6.0 (0.24")	6.000 (0.236")	Set Screw	Unflanged (P)	<b>P-030H-044-060P-AL-G-060</b>
44	42.00 (1.65")	6.0 (0.24")	6.350 (0.250")	Set Screw	Unflanged (P)	<b>P-030H-044-060P-AL-G-064</b>
44	42.00 (1.65")	9.0 (0.35")	8.000 (0.315")	Cap Screw Clamp	Flanged (FF)	* P-030G-044-090FF-AL-C-080
44	42.00 (1.65")	9.0 (0.35")	10.000 (0.394")	Cap Screw Clamp	Flanged (FF)	* P-030G-044-090FF-AL-C-100
44	42.00 (1.65")	9.0 (0.35")	11.000 (0.433")	Cap Screw Clamp	Flanged (FF)	* P-030G-044-090FF-AL-C-110
44	42.00 (1.65")	9.0 (0.35")	12.000 (0.472")	Cap Screw Clamp	Flanged (FF)	* P-030G-044-090FF-AL-C-120
44	42.00 (1.65")	9.0 (0.35")	14.000 (0.551")	Cap Screw Clamp	Flanged (FF)	* P-030G-044-090FF-AL-C-140
44	42.00 (1.65")	9.0 (0.35")	6.000 (0.236")	Set Screw	Flanged (FF)	* P-030G-044-090FF-AL-G-060
44	42.00 (1.65")	9.0 (0.35")	6.350 (0.250")	Set Screw	Flanged (FF)	<b>P-030G-044-090FF-AL-G-064</b>
44	42.00 (1.65")	9.0 (0.35")	6.000 (0.236")	Set Screw	Unflanged (P)	* P-030G-044-090P-AL-G-060
44	42.00 (1.65")	9.0 (0.35")	6.350 (0.250")	Set Screw	Unflanged (P)	<b>P-030G-044-090P-AL-G-064</b>
44	42.00 (1.65")	9.0 (0.35")	6.000 (0.236")	Set Screw	Flanged (FF)	<b>P-030H-044-090FF-AL-G-060</b>
44	42.00 (1.65")	9.0 (0.35")	6.350 (0.250")	Set Screw	Flanged (FF)	<b>P-030H-044-090FF-AL-G-064</b>
44	42.00 (1.65")	9.0 (0.35")	6.000 (0.236")	Set Screw	Unflanged (P)	<b>P-030H-044-090P-AL-G-060</b>
44	42.00 (1.65")	9.0 (0.35")	6.350 (0.250")	Set Screw	Unflanged (P)	<b>P-030H-044-090P-AL-G-064</b>
44	42.00 (1.65")	15.0 (0.59")	6.350 (0.250")	Set Screw	Flanged (FF)	<b>P-030G-044-150FF-AL-G-064</b>
45	42.95 (1.69")	6.0 (0.24")	6.000 (0.236")	Set Screw	Flanged (FF)	* P-030G-045-060FF-AL-G-060
45	42.95 (1.69")	6.0 (0.24")	6.350 (0.250")	Set Screw	Flanged (FF)	<b>P-030G-045-060FF-AL-G-064</b>
45	42.95 (1.69")	6.0 (0.24")	7.938 (0.313")	Set Screw	Unflanged (P)	<b>P-030G-045-060P-AL-G-079</b>
45	42.95 (1.69")	6.0 (0.24")	8.000 (0.315")	Set Screw	Unflanged (P)	* P-030G-045-060P-AL-G-080
45	42.95 (1.69")	9.0 (0.35")	6.000 (0.236")	EZ-Lock Hub	Flanged (FF)	* P-030G-045-090FF-AL-E-060
45	42.95 (1.69")	9.0 (0.35")	6.350 (0.250")	EZ-Lock Hub	Flanged (FF)	* P-030G-045-090FF-AL-E-064
45	42.95 (1.69")	9.0 (0.35")	7.938 (0.313")	EZ-Lock Hub	Flanged (FF)	<b>P-030G-045-090FF-AL-E-079</b>
45	42.95 (1.69")	9.0 (0.35")	8.000 (0.315")	EZ-Lock Hub	Flanged (FF)	<b>P-030G-045-090FF-AL-E-080</b>
45	42.95 (1.69")	9.0 (0.35")	6.000 (0.236")	Set Screw	Flanged (FF)	* P-030G-045-090FF-AL-G-060
45	42.95 (1.69")	9.0 (0.35")	6.350 (0.250")	Set Screw	Flanged (FF)	<b>P-030G-045-090FF-AL-G-064</b>
45	42.95 (1.69")	9.0 (0.35")	7.938 (0.313")	EZ-Lock Hub	Unflanged (P)	* P-030G-045-090P-AL-E-079
45	42.95 (1.69")	9.0 (0.35")	8.000 (0.315")	EZ-Lock Hub	Unflanged (P)	* P-030G-045-090P-AL-E-080
45	42.95 (1.69")	9.0 (0.35")	7.938 (0.313")	Set Screw	Unflanged (P)	<b>P-030G-045-090P-AL-G-079</b>
45	42.95 (1.69")	9.0 (0.35")	8.000 (0.315")	Set Screw	Unflanged (P)	* P-030G-045-090P-AL-G-080
45	42.95 (1.69")	15.0 (0.59")	6.350 (0.250")	Set Screw	Flanged (FF)	<b>P-030G-045-150FF-AL-G-064</b>
48	45.82 (1.80")	6.0 (0.24")	8.000 (0.315")	Cap Screw Clamp	Flanged (FF)	* P-030G-048-060FF-AL-C-080
48	45.82 (1.80")	6.0 (0.24")	10.000 (0.394")	Cap Screw Clamp	Flanged (FF)	* P-030G-048-060FF-AL-C-100
48	45.82 (1.80")	6.0 (0.24")	11.000 (0.433")	Cap Screw Clamp	Flanged (FF)	* P-030G-048-060FF-AL-C-110
48	45.82 (1.80")	6.0 (0.24")	12.000 (0.472")	Cap Screw Clamp	Flanged (FF)	* P-030G-048-060FF-AL-C-120
48	45.82 (1.80")	6.0 (0.24")	14.000 (0.551")	Cap Screw Clamp	Flanged (FF)	* P-030G-048-060FF-AL-C-140
48	45.82 (1.80")	6.0 (0.24")	15.000 (0.591")	Cap Screw Clamp	Flanged (FF)	* P-030G-048-060FF-AL-C-150
48	45.82 (1.80")	6.0 (0.24")	16.000 (0.630")	Cap Screw Clamp	Flanged (FF)	* P-030G-048-060FF-AL-C-160

Stocked or Short Delivery

Usually Available Short Delivery

Long delivery or not in current production

\* Large Minimum Quantities

\*\* Available only while stock lasts

### 3mm - GT2 and HTD Curvilinear Through Bore

All dimensions are shown as mm (inches)

Teeth	Pitch Dia. (PD)	Max Belt Width	Bore (d)	Locking Type	Type	Part Number
48	45.82 (1.80")	6.0 (0.24")	18.000 (0.709")	Cap Screw Clamp	Flanged (FF)	* P-030G-048-060FF-AL-C-180
48	45.82 (1.80")	6.0 (0.24")	7.938 (0.313")	Set Screw	Unflanged (P)	<b>P-030G-048-060P-AL-G-079</b>
48	45.82 (1.80")	6.0 (0.24")	8.000 (0.315")	Set Screw	Unflanged (P)	* P-030G-048-060P-AL-G-080
48	45.82 (1.80")	6.0 (0.24")	7.938 (0.313")	Set Screw	Unflanged (P)	<b>P-030H-048-060P-AL-G-079</b>
48	45.82 (1.80")	6.0 (0.24")	8.000 (0.315")	Set Screw	Unflanged (P)	<b>P-030H-048-060P-AL-G-080</b>
48	45.82 (1.80")	9.0 (0.35")	8.000 (0.315")	Cap Screw Clamp	Flanged (FF)	* P-030G-048-090FF-AL-C-080
48	45.82 (1.80")	9.0 (0.35")	10.000 (0.394")	Cap Screw Clamp	Flanged (FF)	* P-030G-048-090FF-AL-C-100
48	45.82 (1.80")	9.0 (0.35")	11.000 (0.433")	Cap Screw Clamp	Flanged (FF)	* P-030G-048-090FF-AL-C-110
48	45.82 (1.80")	9.0 (0.35")	12.000 (0.472")	Cap Screw Clamp	Flanged (FF)	* P-030G-048-090FF-AL-C-120
48	45.82 (1.80")	9.0 (0.35")	14.000 (0.551")	Cap Screw Clamp	Flanged (FF)	* P-030G-048-090FF-AL-C-140
48	45.82 (1.80")	9.0 (0.35")	15.000 (0.591")	Cap Screw Clamp	Flanged (FF)	* P-030G-048-090FF-AL-C-150
48	45.82 (1.80")	9.0 (0.35")	16.000 (0.630")	Cap Screw Clamp	Flanged (FF)	* P-030G-048-090FF-AL-C-160
48	45.82 (1.80")	9.0 (0.35")	18.000 (0.709")	Cap Screw Clamp	Flanged (FF)	* P-030G-048-090FF-AL-C-180
48	45.82 (1.80")	9.0 (0.35")	7.938 (0.313")	EZ-Lock Hub	Unflanged (P)	<b>P-030G-048-090P-AL-E-079</b>
48	45.82 (1.80")	9.0 (0.35")	8.000 (0.315")	EZ-Lock Hub	Unflanged (P)	<b>P-030G-048-090P-AL-E-080</b>
48	45.82 (1.80")	9.0 (0.35")	7.938 (0.313")	Set Screw	Unflanged (P)	<b>P-030G-048-090P-AL-G-079</b>
48	45.82 (1.80")	9.0 (0.35")	8.000 (0.315")	Set Screw	Unflanged (P)	* P-030G-048-090P-AL-G-080
48	45.82 (1.80")	9.0 (0.35")	7.938 (0.313")	Set Screw	Unflanged (P)	<b>P-030H-048-090P-AL-G-079</b>
48	45.82 (1.80")	9.0 (0.35")	8.000 (0.315")	Set Screw	Unflanged (P)	<b>P-030H-048-090P-AL-G-080</b>
48	45.82 (1.80")	15.0 (0.59")	7.938 (0.313")	Set Screw	Unflanged (P)	<b>P-030G-048-150P-AL-G-079</b>
50	47.73 (1.88")	6.0 (0.24")	8.000 (0.315")	Cap Screw Clamp	Flanged (FF)	* P-030G-050-060FF-AL-C-080
50	47.73 (1.88")	6.0 (0.24")	10.000 (0.394")	Cap Screw Clamp	Flanged (FF)	* P-030G-050-060FF-AL-C-100
50	47.73 (1.88")	6.0 (0.24")	11.000 (0.433")	Cap Screw Clamp	Flanged (FF)	* P-030G-050-060FF-AL-C-110
50	47.73 (1.88")	6.0 (0.24")	12.000 (0.472")	Cap Screw Clamp	Flanged (FF)	* P-030G-050-060FF-AL-C-120
50	47.73 (1.88")	6.0 (0.24")	14.000 (0.551")	Cap Screw Clamp	Flanged (FF)	* P-030G-050-060FF-AL-C-140
50	47.73 (1.88")	6.0 (0.24")	15.000 (0.591")	Cap Screw Clamp	Flanged (FF)	* P-030G-050-060FF-AL-C-150
50	47.73 (1.88")	6.0 (0.24")	16.000 (0.630")	Cap Screw Clamp	Flanged (FF)	* P-030G-050-060FF-AL-C-160
50	47.73 (1.88")	6.0 (0.24")	18.000 (0.709")	Cap Screw Clamp	Flanged (FF)	* P-030G-050-060FF-AL-C-180
50	47.73 (1.88")	6.0 (0.24")	7.938 (0.313")	Set Screw	Unflanged (P)	<b>P-030G-050-060P-AL-G-079</b>
50	47.73 (1.88")	6.0 (0.24")	8.000 (0.315")	Set Screw	Unflanged (P)	* P-030G-050-060P-AL-G-080
50	47.73 (1.88")	6.0 (0.24")	7.938 (0.313")	Set Screw	Unflanged (P)	<b>P-030H-050-060P-AL-G-079</b>
50	47.73 (1.88")	6.0 (0.24")	8.000 (0.315")	Set Screw	Unflanged (P)	<b>P-030H-050-060P-AL-G-080</b>
50	47.73 (1.88")	9.0 (0.35")	8.000 (0.315")	Cap Screw Clamp	Flanged (FF)	* P-030G-050-090FF-AL-C-080
50	47.73 (1.88")	9.0 (0.35")	10.000 (0.394")	Cap Screw Clamp	Flanged (FF)	* P-030G-050-090FF-AL-C-100
50	47.73 (1.88")	9.0 (0.35")	11.000 (0.433")	Cap Screw Clamp	Flanged (FF)	* P-030G-050-090FF-AL-C-110
50	47.73 (1.88")	9.0 (0.35")	12.000 (0.472")	Cap Screw Clamp	Flanged (FF)	* P-030G-050-090FF-AL-C-120
50	47.73 (1.88")	9.0 (0.35")	14.000 (0.551")	Cap Screw Clamp	Flanged (FF)	* P-030G-050-090FF-AL-C-140
50	47.73 (1.88")	9.0 (0.35")	15.000 (0.591")	Cap Screw Clamp	Flanged (FF)	* P-030G-050-090FF-AL-C-150
50	47.73 (1.88")	9.0 (0.35")	16.000 (0.630")	Cap Screw Clamp	Flanged (FF)	* P-030G-050-090FF-AL-C-160
50	47.73 (1.88")	9.0 (0.35")	18.000 (0.709")	Cap Screw Clamp	Flanged (FF)	* P-030G-050-090FF-AL-C-180
50	47.73 (1.88")	9.0 (0.35")	7.938 (0.313")	EZ-Lock Hub	Unflanged (P)	<b>P-030G-050-090P-AL-E-079</b>
50	47.73 (1.88")	9.0 (0.35")	8.000 (0.315")	EZ-Lock Hub	Unflanged (P)	<b>P-030G-050-090P-AL-E-080</b>
50	47.73 (1.88")	9.0 (0.35")	7.938 (0.313")	Set Screw	Unflanged (P)	<b>P-030G-050-090P-AL-G-079</b>
50	47.73 (1.88")	9.0 (0.35")	8.000 (0.315")	Set Screw	Unflanged (P)	* P-030G-050-090P-AL-G-080
50	47.73 (1.88")	9.0 (0.35")	7.938 (0.313")	Set Screw	Unflanged (P)	<b>P-030H-050-090P-AL-G-079</b>
50	47.73 (1.88")	9.0 (0.35")	8.000 (0.315")	Set Screw	Unflanged (P)	<b>P-030H-050-090P-AL-G-080</b>
50	47.73 (1.88")	15.0 (0.59")	7.938 (0.313")	Set Screw	Unflanged (P)	<b>P-030G-050-150P-AL-G-079</b>
56	53.45 (2.10")	6.0 (0.24")	7.938 (0.313")	Set Screw	Unflanged (P)	<b>P-030G-056-060P-AL-G-079</b>
56	53.45 (2.10")	6.0 (0.24")	8.000 (0.315")	Set Screw	Unflanged (P)	* P-030G-056-060P-AL-G-080
56	53.45 (2.10")	6.0 (0.24")	7.938 (0.313")	Set Screw	Unflanged (P)	<b>P-030H-056-060P-AL-G-079</b>
56	53.45 (2.10")	6.0 (0.24")	8.000 (0.315")	Set Screw	Unflanged (P)	<b>P-030H-056-060P-AL-G-080</b>
56	53.45 (2.10")	9.0 (0.35")	7.938 (0.313")	EZ-Lock Hub	Unflanged (P)	<b>P-030G-056-090P-AL-E-079</b>
56	53.45 (2.10")	9.0 (0.35")	8.000 (0.315")	EZ-Lock Hub	Unflanged (P)	<b>P-030G-056-090P-AL-E-080</b>
56	53.45 (2.10")	9.0 (0.35")	7.938 (0.313")	Set Screw	Unflanged (P)	<b>P-030G-056-090P-AL-G-079</b>

Stocked or Short Delivery

Usually Available Short Delivery

Long delivery or not in current production

\* Large Minimum Quantities

\*\* Available only while stock lasts

### 3mm - GT2 and HTD Curvilinear Through Bore

All dimensions are shown as mm (inches)

Teeth	Pitch Dia. (PD)	Max Belt Width	Bore (d)	Locking Type	Type	Part Number
56	53.45 (2.10")	9.0 (0.35")	8.000 (0.315")	Set Screw	Unflanged (P)	* P-030G-056-090P-AL-G-080
56	53.45 (2.10")	9.0 (0.35")	7.938 (0.313")	Set Screw	Unflanged (P)	<b>P-030H-056-090P-AL-G-079</b>
56	53.45 (2.10")	9.0 (0.35")	8.000 (0.315")	Set Screw	Unflanged (P)	<b>P-030H-056-090P-AL-G-080</b>
56	53.45 (2.10")	15.0 (0.59")	7.938 (0.313")	Set Screw	Unflanged (P)	<b>P-030G-056-150P-AL-G-079</b>
60	57.27 (2.25")	6.0 (0.24")	12.000 (0.472")	Cap Screw Clamp	Flanged (FF)	* P-030G-060-060FF-AL-C-120
60	57.27 (2.25")	6.0 (0.24")	14.000 (0.551")	Cap Screw Clamp	Flanged (FF)	* P-030G-060-060FF-AL-C-140
60	57.27 (2.25")	6.0 (0.24")	15.000 (0.591")	Cap Screw Clamp	Flanged (FF)	* P-030G-060-060FF-AL-C-150
60	57.27 (2.25")	6.0 (0.24")	16.000 (0.630")	Cap Screw Clamp	Flanged (FF)	* P-030G-060-060FF-AL-C-160
60	57.27 (2.25")	6.0 (0.24")	18.000 (0.709")	Cap Screw Clamp	Flanged (FF)	* P-030G-060-060FF-AL-C-180
60	57.27 (2.25")	6.0 (0.24")	19.000 (0.748")	Cap Screw Clamp	Flanged (FF)	* P-030G-060-060FF-AL-C-190
60	57.27 (2.25")	6.0 (0.24")	20.000 (0.787")	Cap Screw Clamp	Flanged (FF)	* P-030G-060-060FF-AL-C-200
60	57.27 (2.25")	6.0 (0.24")	22.000 (0.866")	Cap Screw Clamp	Flanged (FF)	* P-030G-060-060FF-AL-C-220
60	57.27 (2.25")	6.0 (0.24")	24.000 (0.945")	Cap Screw Clamp	Flanged (FF)	* P-030G-060-060FF-AL-C-240
60	57.27 (2.25")	6.0 (0.24")	25.000 (0.984")	Cap Screw Clamp	Flanged (FF)	* P-030G-060-060FF-AL-C-250
60	57.27 (2.25")	6.0 (0.24")	7.938 (0.313")	Set Screw	Unflanged (P)	<b>P-030G-060-060P-AL-G-079</b>
60	57.27 (2.25")	6.0 (0.24")	8.000 (0.315")	Set Screw	Unflanged (P)	* P-030G-060-060P-AL-G-080
60	57.27 (2.25")	6.0 (0.24")	7.938 (0.313")	Set Screw	Unflanged (P)	<b>P-030H-060-060P-AL-G-079</b>
60	57.27 (2.25")	6.0 (0.24")	8.000 (0.315")	Set Screw	Unflanged (P)	<b>P-030H-060-060P-AL-G-080</b>
60	57.27 (2.25")	9.0 (0.35")	12.000 (0.472")	Cap Screw Clamp	Flanged (FF)	* P-030G-060-090FF-AL-C-120
60	57.27 (2.25")	9.0 (0.35")	14.000 (0.551")	Cap Screw Clamp	Flanged (FF)	* P-030G-060-090FF-AL-C-140
60	57.27 (2.25")	9.0 (0.35")	15.000 (0.591")	Cap Screw Clamp	Flanged (FF)	* P-030G-060-090FF-AL-C-150
60	57.27 (2.25")	9.0 (0.35")	16.000 (0.630")	Cap Screw Clamp	Flanged (FF)	* P-030G-060-090FF-AL-C-160
60	57.27 (2.25")	9.0 (0.35")	18.000 (0.709")	Cap Screw Clamp	Flanged (FF)	* P-030G-060-090FF-AL-C-180
60	57.27 (2.25")	9.0 (0.35")	19.000 (0.748")	Cap Screw Clamp	Flanged (FF)	* P-030G-060-090FF-AL-C-190
60	57.27 (2.25")	9.0 (0.35")	20.000 (0.787")	Cap Screw Clamp	Flanged (FF)	* P-030G-060-090FF-AL-C-200
60	57.27 (2.25")	9.0 (0.35")	22.000 (0.866")	Cap Screw Clamp	Flanged (FF)	* P-030G-060-090FF-AL-C-220
60	57.27 (2.25")	9.0 (0.35")	24.000 (0.945")	Cap Screw Clamp	Flanged (FF)	* P-030G-060-090FF-AL-C-240
60	57.27 (2.25")	9.0 (0.35")	25.000 (0.984")	Cap Screw Clamp	Flanged (FF)	* P-030G-060-090FF-AL-C-250
60	57.27 (2.25")	9.0 (0.35")	7.938 (0.313")	EZ-Lock Hub	Unflanged (P)	<b>P-030G-060-090P-AL-E-079</b>
60	57.27 (2.25")	9.0 (0.35")	8.000 (0.315")	EZ-Lock Hub	Unflanged (P)	<b>P-030G-060-090P-AL-E-080</b>
60	57.27 (2.25")	9.0 (0.35")	7.938 (0.313")	Set Screw	Unflanged (P)	<b>P-030G-060-090P-AL-G-079</b>
60	57.27 (2.25")	9.0 (0.35")	8.000 (0.315")	Set Screw	Unflanged (P)	* P-030G-060-090P-AL-G-080
60	57.27 (2.25")	9.0 (0.35")	7.938 (0.313")	Set Screw	Unflanged (P)	<b>P-030H-060-090P-AL-G-079</b>
60	57.27 (2.25")	9.0 (0.35")	8.000 (0.315")	Set Screw	Unflanged (P)	<b>P-030H-060-090P-AL-G-080</b>
60	57.27 (2.25")	15.0 (0.59")	7.938 (0.313")	Set Screw	Unflanged (P)	<b>P-030G-060-150P-AL-G-079</b>
62	59.18 (2.33")	6.0 (0.24")	7.938 (0.313")	Set Screw	Unflanged (P)	<b>P-030G-062-060P-AL-G-079</b>
62	59.18 (2.33")	6.0 (0.24")	8.000 (0.315")	Set Screw	Unflanged (P)	* P-030G-062-060P-AL-G-080
62	59.18 (2.33")	6.0 (0.24")	7.938 (0.313")	Set Screw	Unflanged (P)	<b>P-030H-062-060P-AL-G-079</b>
62	59.18 (2.33")	6.0 (0.24")	8.000 (0.315")	Set Screw	Unflanged (P)	<b>P-030H-062-060P-AL-G-080</b>
62	59.18 (2.33")	9.0 (0.35")	7.938 (0.313")	Set Screw	Unflanged (P)	<b>P-030G-062-090P-AL-G-079</b>
62	59.18 (2.33")	9.0 (0.35")	8.000 (0.315")	Set Screw	Unflanged (P)	* P-030G-062-090P-AL-G-080
62	59.18 (2.33")	9.0 (0.35")	7.938 (0.313")	Set Screw	Unflanged (P)	<b>P-030H-062-090P-AL-G-079</b>
62	59.18 (2.33")	9.0 (0.35")	8.000 (0.315")	Set Screw	Unflanged (P)	<b>P-030H-062-090P-AL-G-080</b>
62	59.18 (2.33")	15.0 (0.59")	7.938 (0.313")	Set Screw	Unflanged (P)	<b>P-030G-062-150P-AL-G-079</b>
68	64.91 (2.56")	6.0 (0.24")	7.938 (0.313")	Set Screw	Unflanged (P)	<b>P-030G-068-060P-AL-G-079</b>
68	64.91 (2.56")	6.0 (0.24")	8.000 (0.315")	Set Screw	Unflanged (P)	* P-030G-068-060P-AL-G-080
68	64.91 (2.56")	6.0 (0.24")	7.938 (0.313")	Set Screw	Unflanged (P)	<b>P-030H-068-060P-AL-G-079</b>
68	64.91 (2.56")	9.0 (0.35")	7.938 (0.313")	Set Screw	Unflanged (P)	<b>P-030G-068-090P-AL-G-079</b>
68	64.91 (2.56")	9.0 (0.35")	8.000 (0.315")	Set Screw	Unflanged (P)	* P-030G-068-090P-AL-G-080
68	64.91 (2.56")	9.0 (0.35")	7.938 (0.313")	Set Screw	Unflanged (P)	<b>P-030H-068-090P-AL-G-079</b>
68	64.91 (2.56")	15.0 (0.59")	7.938 (0.313")	Set Screw	Unflanged (P)	<b>P-030G-068-150P-AL-G-079</b>
72	68.72 (2.71")	6.0 (0.24")	7.938 (0.313")	Set Screw	Unflanged (P)	<b>P-030G-072-060P-AL-G-079</b>
72	68.72 (2.71")	6.0 (0.24")	8.000 (0.315")	Set Screw	Unflanged (P)	* P-030G-072-060P-AL-G-080
72	68.72 (2.71")	6.0 (0.24")	7.938 (0.313")	Set Screw	Unflanged (P)	<b>P-030H-072-060P-AL-G-079</b>

Stocked or Short Delivery

Usually Available Short Delivery

Long delivery or not in current production

\* Large Minimum Quantities

\*\* Available only while stock lasts

### 3mm - GT2 and HTD Curvilinear Through Bore

All dimensions are shown as mm (inches)

Teeth	Pitch Dia. (PD)	Max Belt Width	Bore (d)	Locking Type	Type	Part Number
72	68.72 (2.71")	6.0 (0.24")	8.000 (0.315")	Set Screw	Unflanged (P)	P-030H-072-060P-AL-G-080
72	68.72 (2.71")	9.0 (0.35")	7.938 (0.313")	EZ-Lock Hub	Unflanged (P)	P-030G-072-090P-AL-E-079
72	68.72 (2.71")	9.0 (0.35")	8.000 (0.315")	EZ-Lock Hub	Unflanged (P)	P-030G-072-090P-AL-E-080
72	68.72 (2.71")	9.0 (0.35")	7.938 (0.313")	Set Screw	Unflanged (P)	P-030G-072-090P-AL-G-079
72	68.72 (2.71")	9.0 (0.35")	8.000 (0.315")	Set Screw	Unflanged (P)	* P-030G-072-090P-AL-G-080
72	68.72 (2.71")	9.0 (0.35")	12.700 (0.500")	Set Screw	Unflanged (P)	P-030G-072-090P-AL-G-127
72	68.72 (2.71")	9.0 (0.35")	7.938 (0.313")	Set Screw	Unflanged (P)	P-030H-072-090P-AL-G-079
72	68.72 (2.71")	9.0 (0.35")	8.000 (0.315")	Set Screw	Unflanged (P)	P-030H-072-090P-AL-G-080
72	68.72 (2.71")	15.0 (0.59")	7.938 (0.313")	Set Screw	Unflanged (P)	P-030G-072-150P-AL-G-079
74	70.63 (2.78")	6.0 (0.24")	7.938 (0.313")	Set Screw	Unflanged (P)	P-030G-074-060P-AL-G-079
74	70.63 (2.78")	9.0 (0.35")	7.938 (0.313")	Set Screw	Unflanged (P)	P-030G-074-090P-AL-G-079
74	70.63 (2.78")	15.0 (0.59")	7.938 (0.313")	Set Screw	Unflanged (P)	P-030G-074-150P-AL-G-079
80	76.36 (3.01")	6.0 (0.24")	7.938 (0.313")	Set Screw	Unflanged (P)	P-030G-080-060P-AL-G-079
80	76.36 (3.01")	6.0 (0.24")	8.000 (0.315")	Set Screw	Unflanged (P)	* P-030G-080-060P-AL-G-080
80	76.36 (3.01")	9.0 (0.35")	7.938 (0.313")	EZ-Lock Hub	Unflanged (P)	P-030G-080-090P-AL-E-079
80	76.36 (3.01")	9.0 (0.35")	8.000 (0.315")	EZ-Lock Hub	Unflanged (P)	P-030G-080-090P-AL-E-080
80	76.36 (3.01")	9.0 (0.35")	7.938 (0.313")	Set Screw	Unflanged (P)	P-030G-080-090P-AL-G-079
80	76.36 (3.01")	9.0 (0.35")	8.000 (0.315")	Set Screw	Unflanged (P)	* P-030G-080-090P-AL-G-080
80	76.36 (3.01")	15.0 (0.59")	7.938 (0.313")	Set Screw	Unflanged (P)	P-030G-080-150P-AL-G-079
90	85.91 (3.38")	9.0 (0.35")	7.938 (0.313")	Set Screw	Unflanged (P)	P-030G-090-090P-AL-G-079
90	85.91 (3.38")	15.0 (0.59")	7.938 (0.313")	Set Screw	Unflanged (P)	P-030G-090-150P-AL-G-079
100	95.45 (3.76")	9.0 (0.35")	7.938 (0.313")	Set Screw	Unflanged (P)	P-030G-100-090P-AL-G-079
100	95.45 (3.76")	15.0 (0.59")	7.938 (0.313")	Set Screw	Unflanged (P)	P-030G-100-150P-AL-G-079
120	114.54 (4.51")	9.0 (0.35")	7.938 (0.313")	Set Screw	Unflanged (P)	P-030G-120-090P-AL-G-079
120	114.54 (4.51")	15.0 (0.59")	7.938 (0.313")	Set Screw	Unflanged (P)	P-030G-120-150P-AL-G-079

### 5mm - AT5 Trapezoidal Through Bore

All dimensions are shown as mm (inches)

Teeth	Pitch Dia. (PD)	Max Belt Width	Bore (d)	Locking Type	Type	Part Number
12	19.09 (0.75")	10.0 (0.39")	No Bore	None	Flanged (FF)	P-050A-012-100FF-AL-N-000
12	19.09 (0.75")	16.0 (0.63")	No Bore	None	Flanged (FF)	P-050A-012-160FF-AL-N-000
12	19.09 (0.75")	25.0 (0.98")	No Bore	None	Flanged (FF)	P-050A-012-250FF-AL-N-000
14	22.27 (0.88")	10.0 (0.39")	No Bore	None	Flanged (FF)	P-050A-014-100FF-AL-N-000
14	22.27 (0.88")	16.0 (0.63")	No Bore	None	Flanged (FF)	P-050A-014-160FF-AL-N-000
14	22.27 (0.88")	25.0 (0.98")	No Bore	None	Flanged (FF)	P-050A-014-250FF-AL-N-000
15	23.86 (0.94")	10.0 (0.39")	6.000 (0.236")	None	Flanged (FF)	P-050A-015-100FF-AL-N-060
15	23.86 (0.94")	16.0 (0.63")	6.000 (0.236")	None	Flanged (FF)	P-050A-015-160FF-AL-N-060
15	23.86 (0.94")	25.0 (0.98")	6.000 (0.236")	None	Flanged (FF)	P-050A-015-250FF-AL-N-060
16	25.45 (1.00")	10.0 (0.39")	6.000 (0.236")	None	Flanged (FF)	P-050A-016-100FF-AL-N-060
16	25.45 (1.00")	16.0 (0.63")	6.000 (0.236")	None	Flanged (FF)	P-050A-016-160FF-AL-N-060
16	25.45 (1.00")	25.0 (0.98")	6.000 (0.236")	None	Flanged (FF)	P-050A-016-250FF-AL-N-060
18	28.64 (1.13")	10.0 (0.39")	6.000 (0.236")	None	Flanged (FF)	P-050A-018-100FF-AL-N-060
18	28.64 (1.13")	16.0 (0.63")	6.000 (0.236")	None	Flanged (FF)	P-050A-018-160FF-AL-N-060
18	28.64 (1.13")	25.0 (0.98")	6.000 (0.236")	None	Flanged (FF)	P-050A-018-250FF-AL-N-060
19	30.23 (1.19")	10.0 (0.39")	6.000 (0.236")	None	Flanged (FF)	* P-050A-019-100FF-AL-N-060
19	30.23 (1.19")	16.0 (0.63")	6.000 (0.236")	None	Flanged (FF)	* P-050A-019-160FF-AL-N-060
19	30.23 (1.19")	25.0 (0.98")	6.000 (0.236")	None	Flanged (FF)	* P-050A-019-250FF-AL-N-060
20	31.82 (1.25")	10.0 (0.39")	6.000 (0.236")	None	Flanged (FF)	P-050A-020-100FF-AL-N-060
20	31.82 (1.25")	16.0 (0.63")	6.000 (0.236")	None	Flanged (FF)	P-050A-020-160FF-AL-N-060
20	31.82 (1.25")	25.0 (0.98")	6.000 (0.236")	None	Flanged (FF)	P-050A-020-250FF-AL-N-060
22	35.00 (1.38")	10.0 (0.39")	6.000 (0.236")	None	Flanged (FF)	P-050A-022-100FF-AL-N-060
22	35.00 (1.38")	16.0 (0.63")	6.000 (0.236")	None	Flanged (FF)	P-050A-022-160FF-AL-N-060
22	35.00 (1.38")	25.0 (0.98")	6.000 (0.236")	None	Flanged (FF)	P-050A-022-250FF-AL-N-060
24	38.18 (1.50")	10.0 (0.39")	6.000 (0.236")	None	Flanged (FF)	P-050A-024-100FF-AL-N-060
24	38.18 (1.50")	16.0 (0.63")	6.000 (0.236")	None	Flanged (FF)	P-050A-024-160FF-AL-N-060

Stocked or Short Delivery

Usually Available Short Delivery

Long delivery or not in current production

\* Large Minimum Quantities

\*\* Available only while stock lasts

## 5mm - AT5 Trapezoidal Through Bore


All dimensions are shown as mm (inches)

Teeth	Pitch Dia. (PD)	Max Belt Width	Bore (d)	Locking Type	Type	Part Number
24	38.18 (1.50")	25.0 (0.98")	6.000 (0.236")	None	Flanged (FF)	P-050A-024-250FF-AL-N-060
25	39.77 (1.57")	10.0 (0.39")	6.000 (0.236")	None	Flanged (FF)	P-050A-025-100FF-AL-N-060
25	39.77 (1.57")	16.0 (0.63")	6.000 (0.236")	None	Flanged (FF)	P-050A-025-160FF-AL-N-060
25	39.77 (1.57")	25.0 (0.98")	6.000 (0.236")	None	Flanged (FF)	P-050A-025-250FF-AL-N-060
26	41.36 (1.63")	10.0 (0.39")	6.000 (0.236")	None	Flanged (FF)	P-050A-026-100FF-AL-N-060
26	41.36 (1.63")	16.0 (0.63")	6.000 (0.236")	None	Flanged (FF)	P-050A-026-160FF-AL-N-060
26	41.36 (1.63")	25.0 (0.98")	6.000 (0.236")	None	Flanged (FF)	P-050A-026-250FF-AL-N-060
27	42.95 (1.69")	10.0 (0.39")	8.000 (0.315")	None	Flanged (FF)	P-050A-027-100FF-AL-N-080
27	42.95 (1.69")	16.0 (0.63")	8.000 (0.315")	None	Flanged (FF)	P-050A-027-160FF-AL-N-080
27	42.95 (1.69")	25.0 (0.98")	8.000 (0.315")	None	Flanged (FF)	P-050A-027-250FF-AL-N-080
28	44.54 (1.75")	10.0 (0.39")	8.000 (0.315")	None	Flanged (FF)	* P-050A-028-100FF-AL-N-060
28	44.54 (1.75")	16.0 (0.63")	8.000 (0.315")	None	Flanged (FF)	* P-050A-028-160FF-AL-N-060
28	44.54 (1.75")	25.0 (0.98")	8.000 (0.315")	None	Flanged (FF)	* P-050A-028-250FF-AL-N-060
30	47.73 (1.88")	10.0 (0.39")	8.000 (0.315")	None	Flanged (FF)	P-050A-030-100FF-AL-N-080
30	47.73 (1.88")	16.0 (0.63")	8.000 (0.315")	None	Flanged (FF)	P-050A-030-160FF-AL-N-080
30	47.73 (1.88")	25.0 (0.98")	8.000 (0.315")	None	Flanged (FF)	P-050A-030-250FF-AL-N-080
32	50.91 (2.00")	10.0 (0.39")	8.000 (0.315")	None	Flanged (FF)	P-050A-032-100FF-AL-N-080
32	50.91 (2.00")	16.0 (0.63")	8.000 (0.315")	None	Flanged (FF)	P-050A-032-160FF-AL-N-080
32	50.91 (2.00")	25.0 (0.98")	8.000 (0.315")	None	Flanged (FF)	P-050A-032-250FF-AL-N-080
36	57.27 (2.25")	10.0 (0.39")	8.000 (0.315")	None	Flanged (FF)	P-050A-036-100FF-AL-N-080
36	57.27 (2.25")	16.0 (0.63")	8.000 (0.315")	None	Flanged (FF)	P-050A-036-160FF-AL-N-080
36	57.27 (2.25")	25.0 (0.98")	8.000 (0.315")	None	Flanged (FF)	P-050A-036-250FF-AL-N-080
40	63.63 (2.51")	10.0 (0.39")	8.000 (0.315")	None	Flanged (FF)	P-050A-040-100FF-AL-N-080
40	63.63 (2.51")	16.0 (0.63")	8.000 (0.315")	None	Flanged (FF)	P-050A-040-160FF-AL-N-080
40	63.63 (2.51")	25.0 (0.98")	8.000 (0.315")	None	Flanged (FF)	P-050A-040-250FF-AL-N-080
42	66.82 (2.63")	10.0 (0.39")	8.000 (0.315")	None	Flanged (FF)	* P-050A-042-100FF-AL-N-060
42	66.82 (2.63")	16.0 (0.63")	8.000 (0.315")	None	Flanged (FF)	* P-050A-042-160FF-AL-N-060
42	66.82 (2.63")	25.0 (0.98")	8.000 (0.315")	None	Flanged (FF)	* P-050A-042-250FF-AL-N-060
44	70.00 (2.76")	10.0 (0.39")	8.000 (0.315")	None	Unflanged (P)	P-050A-044-100P-AL-N-080
44	70.00 (2.76")	16.0 (0.63")	8.000 (0.315")	None	Unflanged (P)	P-050A-044-160P-AL-N-080
44	70.00 (2.76")	25.0 (0.98")	8.000 (0.315")	None	Unflanged (P)	P-050A-044-250P-AL-N-080
48	76.36 (3.01")	10.0 (0.39")	8.000 (0.315")	None	Unflanged (P)	P-050A-048-100P-AL-N-080
48	76.36 (3.01")	16.0 (0.63")	8.000 (0.315")	None	Unflanged (P)	P-050A-048-160P-AL-N-080
48	76.36 (3.01")	25.0 (0.98")	8.000 (0.315")	None	Unflanged (P)	P-050A-048-250P-AL-N-080
60	95.45 (3.76")	10.0 (0.39")	8.000 (0.315")	None	Unflanged (P)	P-050A-060-100P-AL-N-080
60	95.45 (3.76")	16.0 (0.63")	8.000 (0.315")	None	Unflanged (P)	P-050A-060-160P-AL-N-080
60	95.45 (3.76")	25.0 (0.98")	8.000 (0.315")	None	Unflanged (P)	P-050A-060-250P-AL-N-080
72	114.54 (4.51")	10.0 (0.39")	8.000 (0.315")	None	Unflanged (P)	* P-050A-072-100P-AL-N-060
72	114.54 (4.51")	16.0 (0.63")	8.000 (0.315")	None	Flanged (FF)	* P-050A-072-160FF-AL-N-060
72	114.54 (4.51")	25.0 (0.98")	8.000 (0.315")	None	Unflanged (P)	P-050A-072-250P-AL-N-080


## 5mm - GT2 and HTD Curvilinear Taperlock Bore

All dimensions are shown as mm (inches)

Teeth	Pitch Dia. (D)	Max Belt Width	Taperlock	Type	Part Number
36	57.27 (2.25")	15.0 (0.59")	1108	Flanged (FF)	P-050G-036-150FF-CB-T1108
36	57.27 (2.25")	25.0 (0.98")	1108	Flanged (FF)	P-050G-036-250FF-CB-T1108
38	60.45 (2.38")	15.0 (0.59")	1108	Flanged (FF)	P-050G-038-150FF-CB-T1108
38	60.45 (2.38")	25.0 (0.98")	1108	Flanged (FF)	P-050G-038-250FF-CB-T1108
40	63.63 (2.51")	15.0 (0.59")	1108	Flanged (FF)	P-050G-040-150FF-CB-T1108
40	63.63 (2.51")	25.0 (0.98")	1108	Flanged (FF)	P-050G-040-250FF-CB-T1108
44	70.00 (2.76")	15.0 (0.59")	1108	Flanged (FF)	P-050G-044-150FF-CB-T1108
44	70.00 (2.76")	25.0 (0.98")	1108	Flanged (FF)	P-050G-044-250FF-CB-T1108
48	76.36 (3.01")	15.0 (0.59")	1210	Flanged (FF)	P-050G-048-150FF-CB-T1210
48	76.36 (3.01")	25.0 (0.98")	1210	Flanged (FF)	P-050G-048-250FF-CB-T1210
52	82.72 (3.26")	15.0 (0.59")	1210	Flanged (FF)	P-050G-052-150FF-CB-T1210

 Stocked or Short Delivery

 Usually Available Short Delivery

 Long delivery or not in current production

\* Large Minimum Quantities

\*\* Available only while stock lasts



## 5mm - GT2 and HTD Curvilinear Taperlock Bore

All dimensions are shown as mm (inches)

Teeth	Pitch Dia. (D)	Max Belt Width	Taperlock	Type	Part Number
52	82.72 (3.26")	25.0 (0.98")	1210	Flanged (FF)	P-050G-052-250FF-CB-T1210
56	89.09 (3.51")	15.0 (0.59")	1610	Flanged (FF)	P-050G-056-150FF-CB-T1610
56	89.09 (3.51")	25.0 (0.98")	1610	Flanged (FF)	P-050G-056-250FF-CB-T1610
60	95.45 (3.76")	15.0 (0.59")	1610	Flanged (FF)	P-050G-060-150FF-CB-T1610
60	95.45 (3.76")	25.0 (0.98")	1610	Flanged (FF)	P-050G-060-250FF-CB-T1610
64	101.81 (4.01")	15.0 (0.59")	1610	Flanged (FF)	P-050G-064-150FF-CB-T1610
64	101.81 (4.01")	25.0 (0.98")	1610	Flanged (FF)	P-050G-064-250FF-CB-T1610
68	108.18 (4.26")	15.0 (0.59")	1610	Flanged (FF)	P-050G-068-150FF-CB-T1610
68	108.18 (4.26")	25.0 (0.98")	2012	Flanged (FF)	P-050G-068-250FF-CB-T2012
72	114.54 (4.51")	15.0 (0.59")	1610	Flanged (FF)	P-050G-072-150FF-CB-T1610
72	114.54 (4.51")	25.0 (0.98")	2012	Flanged (FF)	P-050G-072-250FF-CB-T2012
80	127.27 (5.01")	15.0 (0.59")	1610	Unflanged (P)	P-050G-080-150P-CB-T1610
80	127.27 (5.01")	25.0 (0.98")	2012	Unflanged (P)	P-050G-080-250P-CB-T2012
90	143.18 (5.64")	15.0 (0.59")	1610	Unflanged (P)	P-050G-090-150P-CB-T1610
90	143.18 (5.64")	25.0 (0.98")	2012	Unflanged (P)	P-050G-090-250P-CB-T2012
112	178.17 (7.01")	15.0 (0.59")	2012	Unflanged (P)	P-050G-112-150P-CB-T2012
112	178.17 (7.01")	25.0 (0.98")	2012	Unflanged (P)	P-050G-112-250P-CB-T2012

## 5mm - GT2 and HTD Curvilinear Through Bore

All dimensions are shown as mm (inches)

Teeth	Pitch Dia. (PD)	Max Belt Width	Bore (d)	Locking Type	Type	Part Number
12	19.09 (0.75")	9.0 (0.35")	6.000 (0.236")	Set Screw	Flanged (FF)	* P-050G-012-090FF-AL-G-060
12	19.09 (0.75")	9.0 (0.35")	6.350 (0.250")	Set Screw	Flanged (FF)	P-050G-012-090FF-AL-G-064
12	19.09 (0.75")	9.0 (0.35")	6.000 (0.236")	Set Screw	Unflanged (P)	* P-050G-012-090P-AL-G-060
12	19.09 (0.75")	9.0 (0.35")	6.350 (0.250")	Set Screw	Unflanged (P)	* P-050G-012-090P-AL-G-064
12	19.09 (0.75")	9.0 (0.35")	6.000 (0.236")	Set Screw	Flanged (FF)	P-050H-012-090FF-AL-G-060
12	19.09 (0.75")	9.0 (0.35")	6.350 (0.250")	Set Screw	Flanged (FF)	P-050H-012-090FF-AL-G-064
12	19.09 (0.75")	9.0 (0.35")	6.000 (0.236")	Set Screw	Unflanged (P)	P-050H-012-090P-AL-G-060
12	19.09 (0.75")	9.0 (0.35")	6.350 (0.250")	Set Screw	Unflanged (P)	P-050H-012-090P-AL-G-064
12	19.09 (0.75")	15.0 (0.59")	6.000 (0.236")	Set Screw	Flanged (FF)	* P-050G-012-150FF-AL-G-060
12	19.09 (0.75")	15.0 (0.59")	6.350 (0.250")	Set Screw	Flanged (FF)	P-050G-012-150FF-AL-G-064
12	19.09 (0.75")	15.0 (0.59")	6.000 (0.236")	Set Screw	Unflanged (P)	* P-050G-012-150P-AL-G-060
12	19.09 (0.75")	15.0 (0.59")	6.350 (0.250")	Set Screw	Unflanged (P)	* P-050G-012-150P-AL-G-064
12	19.09 (0.75")	15.0 (0.59")	6.000 (0.236")	Set Screw	Flanged (FF)	P-050H-012-150FF-AL-G-060
12	19.09 (0.75")	15.0 (0.59")	6.350 (0.250")	Set Screw	Flanged (FF)	P-050H-012-150FF-AL-G-064
12	19.09 (0.75")	15.0 (0.59")	6.000 (0.236")	Set Screw	Unflanged (P)	P-050H-012-150P-AL-G-060
12	19.09 (0.75")	15.0 (0.59")	6.350 (0.250")	Set Screw	Unflanged (P)	P-050H-012-150P-AL-G-064
13	20.68 (0.81")	9.0 (0.35")	6.000 (0.236")	Set Screw	Flanged (FF)	* P-050G-013-090FF-AL-G-060
13	20.68 (0.81")	9.0 (0.35")	6.350 (0.250")	Set Screw	Flanged (FF)	P-050G-013-090FF-AL-G-064
13	20.68 (0.81")	9.0 (0.35")	6.000 (0.236")	Set Screw	Unflanged (P)	* P-050G-013-090P-AL-G-060
13	20.68 (0.81")	9.0 (0.35")	6.350 (0.250")	Set Screw	Unflanged (P)	* P-050G-013-090P-AL-G-064
13	20.68 (0.81")	9.0 (0.35")	6.000 (0.236")	Set Screw	Flanged (FF)	P-050H-013-090FF-AL-G-060
13	20.68 (0.81")	9.0 (0.35")	6.350 (0.250")	Set Screw	Flanged (FF)	P-050H-013-090FF-AL-G-064
13	20.68 (0.81")	9.0 (0.35")	6.000 (0.236")	Set Screw	Unflanged (P)	P-050H-013-090P-AL-G-060
13	20.68 (0.81")	9.0 (0.35")	6.350 (0.250")	Set Screw	Unflanged (P)	P-050H-013-090P-AL-G-064
13	20.68 (0.81")	15.0 (0.59")	6.000 (0.236")	Set Screw	Flanged (FF)	* P-050G-013-150FF-AL-G-060
13	20.68 (0.81")	15.0 (0.59")	6.350 (0.250")	Set Screw	Flanged (FF)	P-050G-013-150FF-AL-G-064
13	20.68 (0.81")	15.0 (0.59")	6.000 (0.236")	Set Screw	Unflanged (P)	* P-050G-013-150P-AL-G-060
13	20.68 (0.81")	15.0 (0.59")	6.350 (0.250")	Set Screw	Unflanged (P)	* P-050G-013-150P-AL-G-064
13	20.68 (0.81")	15.0 (0.59")	6.000 (0.236")	Set Screw	Flanged (FF)	P-050H-013-150FF-AL-G-060
13	20.68 (0.81")	15.0 (0.59")	6.350 (0.250")	Set Screw	Flanged (FF)	P-050H-013-150FF-AL-G-064
13	20.68 (0.81")	15.0 (0.59")	6.000 (0.236")	Set Screw	Unflanged (P)	P-050H-013-150P-AL-G-060
13	20.68 (0.81")	15.0 (0.59")	6.350 (0.250")	Set Screw	Unflanged (P)	P-050H-013-150P-AL-G-064
14	22.27 (0.88")	9.0 (0.35")	6.000 (0.236")	Set Screw	Flanged (FF)	* P-050G-014-090FF-AL-G-060
14	22.27 (0.88")	9.0 (0.35")	6.350 (0.250")	Set Screw	Flanged (FF)	P-050G-014-090FF-AL-G-064

Stocked or Short Delivery

Usually Available Short Delivery

Long delivery or not in current production

\* Large Minimum Quantities

\*\* Available only while stock lasts

Page 33 of 82

E&OE

# 5mm - GT2 and HTD Curvilinear Through Bore

All dimensions are shown as mm (inches)

Teeth	Pitch Dia. (PD)	Max Belt Width	Bore (d)	Locking Type	Type	Part Number
14	22.27 (0.88")	9.0 (0.35")	6.000 (0.236")	Set Screw	Unflanged (P)	* P-050G-014-090P-AL-G-060
14	22.27 (0.88")	9.0 (0.35")	6.350 (0.250")	Set Screw	Unflanged (P)	* P-050G-014-090P-AL-G-064
14	22.27 (0.88")	9.0 (0.35")	6.000 (0.236")	Set Screw	Flanged (FF)	<b>P-050H-014-090FF-AL-G-060</b>
14	22.27 (0.88")	9.0 (0.35")	6.350 (0.250")	Set Screw	Flanged (FF)	<b>P-050H-014-090FF-AL-G-064</b>
14	22.27 (0.88")	9.0 (0.35")	6.000 (0.236")	Set Screw	Unflanged (P)	<b>P-050H-014-090P-AL-G-060</b>
14	22.27 (0.88")	9.0 (0.35")	6.350 (0.250")	Set Screw	Unflanged (P)	<b>P-050H-014-090P-AL-G-064</b>
14	22.27 (0.88")	15.0 (0.59")	6.000 (0.236")	Set Screw	Flanged (FF)	* P-050G-014-150FF-AL-G-060
14	22.27 (0.88")	15.0 (0.59")	6.350 (0.250")	Set Screw	Flanged (FF)	<b>P-050G-014-150FF-AL-G-064</b>
14	22.27 (0.88")	15.0 (0.59")	6.000 (0.236")	Set Screw	Unflanged (P)	* P-050G-014-150P-AL-G-060
14	22.27 (0.88")	15.0 (0.59")	6.350 (0.250")	Set Screw	Unflanged (P)	* P-050G-014-150P-AL-G-064
14	22.27 (0.88")	15.0 (0.59")	6.000 (0.236")	Set Screw	Flanged (FF)	<b>P-050H-014-150FF-AL-G-060</b>
14	22.27 (0.88")	15.0 (0.59")	6.350 (0.250")	Set Screw	Flanged (FF)	<b>P-050H-014-150FF-AL-G-064</b>
14	22.27 (0.88")	15.0 (0.59")	6.000 (0.236")	Set Screw	Unflanged (P)	<b>P-050H-014-150P-AL-G-060</b>
14	22.27 (0.88")	15.0 (0.59")	6.350 (0.250")	Set Screw	Unflanged (P)	<b>P-050H-014-150P-AL-G-064</b>
15	23.86 (0.94")	9.0 (0.35")	6.000 (0.236")	Set Screw	Flanged (FF)	* P-050G-015-090FF-AL-G-060
15	23.86 (0.94")	9.0 (0.35")	6.350 (0.250")	Set Screw	Flanged (FF)	<b>P-050G-015-090FF-AL-G-064</b>
15	23.86 (0.94")	9.0 (0.35")	6.000 (0.236")	Set Screw	Unflanged (P)	* P-050G-015-090P-AL-G-060
15	23.86 (0.94")	9.0 (0.35")	6.350 (0.250")	Set Screw	Unflanged (P)	* P-050G-015-090P-AL-G-064
15	23.86 (0.94")	9.0 (0.35")	6.000 (0.236")	Set Screw	Flanged (FF)	<b>P-050H-015-090FF-AL-G-060</b>
15	23.86 (0.94")	9.0 (0.35")	6.350 (0.250")	Set Screw	Flanged (FF)	<b>P-050H-015-090FF-AL-G-064</b>
15	23.86 (0.94")	9.0 (0.35")	6.000 (0.236")	Set Screw	Unflanged (P)	<b>P-050H-015-090P-AL-G-060</b>
15	23.86 (0.94")	9.0 (0.35")	6.350 (0.250")	Set Screw	Unflanged (P)	<b>P-050H-015-090P-AL-G-064</b>
15	23.86 (0.94")	15.0 (0.59")	6.000 (0.236")	Set Screw	Flanged (FF)	* P-050G-015-150FF-AL-G-060
15	23.86 (0.94")	15.0 (0.59")	6.350 (0.250")	Set Screw	Flanged (FF)	<b>P-050G-015-150FF-AL-G-064</b>
15	23.86 (0.94")	15.0 (0.59")	6.000 (0.236")	Set Screw	Unflanged (P)	* P-050G-015-150P-AL-G-060
15	23.86 (0.94")	15.0 (0.59")	6.350 (0.250")	Set Screw	Unflanged (P)	* P-050G-015-150P-AL-G-064
15	23.86 (0.94")	15.0 (0.59")	6.000 (0.236")	Set Screw	Flanged (FF)	<b>P-050H-015-150FF-AL-G-060</b>
15	23.86 (0.94")	15.0 (0.59")	6.350 (0.250")	Set Screw	Flanged (FF)	<b>P-050H-015-150FF-AL-G-064</b>
15	23.86 (0.94")	15.0 (0.59")	6.000 (0.236")	Set Screw	Unflanged (P)	<b>P-050H-015-150P-AL-G-060</b>
15	23.86 (0.94")	15.0 (0.59")	6.350 (0.250")	Set Screw	Unflanged (P)	<b>P-050H-015-150P-AL-G-064</b>
16	25.45 (1.00")	9.0 (0.35")	6.000 (0.236")	Set Screw	Flanged (FF)	* P-050G-016-090FF-AL-G-060
16	25.45 (1.00")	9.0 (0.35")	6.350 (0.250")	Set Screw	Flanged (FF)	<b>P-050G-016-090FF-AL-G-064</b>
16	25.45 (1.00")	9.0 (0.35")	6.000 (0.236")	Set Screw	Unflanged (P)	* P-050G-016-090P-AL-G-060
16	25.45 (1.00")	9.0 (0.35")	6.350 (0.250")	Set Screw	Unflanged (P)	* P-050G-016-090P-AL-G-064
16	25.45 (1.00")	9.0 (0.35")	6.000 (0.236")	Set Screw	Flanged (FF)	<b>P-050H-016-090FF-AL-G-060</b>
16	25.45 (1.00")	9.0 (0.35")	6.350 (0.250")	Set Screw	Flanged (FF)	<b>P-050H-016-090FF-AL-G-064</b>
16	25.45 (1.00")	9.0 (0.35")	6.000 (0.236")	Set Screw	Unflanged (P)	<b>P-050H-016-090P-AL-G-060</b>
16	25.45 (1.00")	9.0 (0.35")	6.350 (0.250")	Set Screw	Unflanged (P)	<b>P-050H-016-090P-AL-G-064</b>
16	25.45 (1.00")	15.0 (0.59")	6.000 (0.236")	Set Screw	Flanged (FF)	<b>** P-050G-016-150FF-AL-G-060</b>
16	25.45 (1.00")	15.0 (0.59")	6.350 (0.250")	Set Screw	Flanged (FF)	<b>P-050G-016-150FF-AL-G-064</b>
16	25.45 (1.00")	15.0 (0.59")	6.000 (0.236")	Set Screw	Unflanged (P)	* P-050G-016-150P-AL-G-060
16	25.45 (1.00")	15.0 (0.59")	6.350 (0.250")	Set Screw	Unflanged (P)	* P-050G-016-150P-AL-G-064
16	25.45 (1.00")	15.0 (0.59")	6.000 (0.236")	Set Screw	Flanged (FF)	<b>P-050H-016-150FF-AL-G-060</b>
16	25.45 (1.00")	15.0 (0.59")	6.350 (0.250")	Set Screw	Flanged (FF)	<b>P-050H-016-150FF-AL-G-064</b>
16	25.45 (1.00")	15.0 (0.59")	6.000 (0.236")	Set Screw	Unflanged (P)	<b>P-050H-016-150P-AL-G-060</b>
16	25.45 (1.00")	15.0 (0.59")	6.350 (0.250")	Set Screw	Unflanged (P)	<b>P-050H-016-150P-AL-G-064</b>
17	27.04 (1.06")	9.0 (0.35")	6.000 (0.236")	Set Screw	Flanged (FF)	* P-050G-017-090FF-AL-G-060
17	27.04 (1.06")	9.0 (0.35")	6.350 (0.250")	Set Screw	Flanged (FF)	<b>P-050G-017-090FF-AL-G-064</b>
17	27.04 (1.06")	9.0 (0.35")	6.000 (0.236")	Set Screw	Unflanged (P)	* P-050G-017-090P-AL-G-060
17	27.04 (1.06")	9.0 (0.35")	6.350 (0.250")	Set Screw	Unflanged (P)	* P-050G-017-090P-AL-G-064
17	27.04 (1.06")	9.0 (0.35")	6.350 (0.250")	Set Screw 8-32 UNC x 4.8mm Long	Flanged (FF)	<b>P-050H-017-090FF-AL-G-064</b>
17	27.04 (1.06")	9.0 (0.35")	8.000 (0.315")	Set Screw	Flanged (FF)	<b>P-050H-017-090FF-AL-G-080</b>
17	27.04 (1.06")	9.0 (0.35")	6.350 (0.250")	Set Screw	Unflanged (P)	<b>P-050H-017-090P-AL-G-064</b>
17	27.04 (1.06")	9.0 (0.35")	8.000 (0.315")	Set Screw	Unflanged (P)	<b>P-050H-017-090P-AL-G-080</b>

Stocked or Short Delivery
  Usually Available Short Delivery
  Long delivery or not in current production

\* Large Minimum Quantities

\*\* Available only while stock lasts

# 5mm - GT2 and HTD Curvilinear Through Bore

All dimensions are shown as mm (inches)

Teeth	Pitch Dia. (PD)	Max Belt Width	Bore (d)	Locking Type	Type	Part Number
17	27.04 (1.06")	15.0 (0.59")	6.000 (0.236")	Set Screw	Flanged (FF)	* P-050G-017-150FF-AL-G-060
17	27.04 (1.06")	15.0 (0.59")	6.350 (0.250")	Set Screw	Flanged (FF)	<b>P-050G-017-150FF-AL-G-064</b>
17	27.04 (1.06")	15.0 (0.59")	6.000 (0.236")	Set Screw	Unflanged (P)	* P-050G-017-150P-AL-G-060
17	27.04 (1.06")	15.0 (0.59")	6.350 (0.250")	Set Screw	Unflanged (P)	* P-050G-017-150P-AL-G-064
17	27.04 (1.06")	15.0 (0.59")	6.350 (0.250")	Set Screw	Flanged (FF)	<b>P-050H-017-150FF-AL-G-064</b>
17	27.04 (1.06")	15.0 (0.59")	8.000 (0.315")	Set Screw	Flanged (FF)	<b>P-050H-017-150FF-AL-G-080</b>
17	27.04 (1.06")	15.0 (0.59")	6.350 (0.250")	Set Screw	Unflanged (P)	<b>P-050H-017-150P-AL-G-064</b>
17	27.04 (1.06")	15.0 (0.59")	8.000 (0.315")	Set Screw	Unflanged (P)	<b>P-050H-017-150P-AL-G-080</b>
18	28.64 (1.13")	9.0 (0.35")	6.000 (0.236")	Set Screw	Flanged (FF)	* P-050G-018-090FF-AL-G-060
18	28.64 (1.13")	9.0 (0.35")	6.350 (0.250")	Set Screw	Flanged (FF)	<b>P-050G-018-090FF-AL-G-064</b>
18	28.64 (1.13")	9.0 (0.35")	6.000 (0.236")	Set Screw	Unflanged (P)	* P-050G-018-090P-AL-G-060
18	28.64 (1.13")	9.0 (0.35")	6.350 (0.250")	Set Screw	Unflanged (P)	* P-050G-018-090P-AL-G-064
18	28.64 (1.13")	9.0 (0.35")	6.350 (0.250")	Set Screw	Flanged (FF)	<b>P-050H-018-090FF-AL-G-064</b>
18	28.64 (1.13")	9.0 (0.35")	8.000 (0.315")	Set Screw	Flanged (FF)	<b>P-050H-018-090FF-AL-G-080</b>
18	28.64 (1.13")	9.0 (0.35")	6.350 (0.250")	Set Screw	Unflanged (P)	<b>P-050H-018-090P-AL-G-064</b>
18	28.64 (1.13")	9.0 (0.35")	8.000 (0.315")	Set Screw	Unflanged (P)	<b>P-050H-018-090P-AL-G-080</b>
18	28.64 (1.13")	15.0 (0.59")	6.000 (0.236")	Set Screw	Flanged (FF)	* P-050G-018-150FF-AL-G-060
18	28.64 (1.13")	15.0 (0.59")	6.350 (0.250")	Set Screw	Flanged (FF)	<b>P-050G-018-150FF-AL-G-064</b>
18	28.64 (1.13")	15.0 (0.59")	6.350 (0.250")	None	Flanged (FF)	<b>P-050G-018-150FF-SB-N-064U</b>
18	28.64 (1.13")	15.0 (0.59")	6.000 (0.236")	Set Screw	Unflanged (P)	* P-050G-018-150P-AL-G-060
18	28.64 (1.13")	15.0 (0.59")	6.350 (0.250")	Set Screw	Unflanged (P)	* P-050G-018-150P-AL-G-064
18	28.64 (1.13")	15.0 (0.59")	6.350 (0.250")	Set Screw	Flanged (FF)	<b>P-050H-018-150FF-AL-G-064</b>
18	28.64 (1.13")	15.0 (0.59")	8.000 (0.315")	Set Screw	Flanged (FF)	<b>P-050H-018-150FF-AL-G-080</b>
18	28.64 (1.13")	15.0 (0.59")	6.350 (0.250")	Set Screw	Unflanged (P)	<b>P-050H-018-150P-AL-G-064</b>
18	28.64 (1.13")	15.0 (0.59")	8.000 (0.315")	Set Screw	Unflanged (P)	<b>P-050H-018-150P-AL-G-080</b>
18	28.64 (1.13")	25.0 (0.98")	6.350 (0.250")	None	Flanged (FF)	<b>P-050G-018-250FF-SB-N-064U</b>
19	30.23 (1.19")	9.0 (0.35")	6.000 (0.236")	Set Screw	Flanged (FF)	* P-050G-019-090FF-AL-G-060
19	30.23 (1.19")	9.0 (0.35")	6.350 (0.250")	Set Screw	Flanged (FF)	<b>P-050G-019-090FF-AL-G-064</b>
19	30.23 (1.19")	9.0 (0.35")	6.000 (0.236")	Set Screw	Unflanged (P)	* P-050G-019-090P-AL-G-060
19	30.23 (1.19")	9.0 (0.35")	6.350 (0.250")	Set Screw	Unflanged (P)	* P-050G-019-090P-AL-G-064
19	30.23 (1.19")	9.0 (0.35")	6.350 (0.250")	Set Screw	Flanged (FF)	<b>P-050H-019-090FF-AL-G-064</b>
19	30.23 (1.19")	9.0 (0.35")	8.000 (0.315")	Set Screw	Flanged (FF)	<b>P-050H-019-090FF-AL-G-080</b>
19	30.23 (1.19")	9.0 (0.35")	6.350 (0.250")	Set Screw	Unflanged (P)	<b>P-050H-019-090P-AL-G-064</b>
19	30.23 (1.19")	9.0 (0.35")	8.000 (0.315")	Set Screw	Unflanged (P)	<b>P-050H-019-090P-AL-G-080</b>
19	30.23 (1.19")	15.0 (0.59")	6.000 (0.236")	Set Screw	Flanged (FF)	* P-050G-019-150FF-AL-G-060
19	30.23 (1.19")	15.0 (0.59")	6.350 (0.250")	Set Screw	Flanged (FF)	<b>P-050G-019-150FF-AL-G-064</b>
19	30.23 (1.19")	15.0 (0.59")	6.350 (0.250")	None	Flanged (FF)	<b>P-050G-019-150FF-SB-N-064U</b>
19	30.23 (1.19")	15.0 (0.59")	6.000 (0.236")	Set Screw	Unflanged (P)	* P-050G-019-150P-AL-G-060
19	30.23 (1.19")	15.0 (0.59")	6.350 (0.250")	Set Screw	Unflanged (P)	* P-050G-019-150P-AL-G-064
19	30.23 (1.19")	15.0 (0.59")	6.350 (0.250")	Set Screw	Flanged (FF)	<b>P-050H-019-150FF-AL-G-064</b>
19	30.23 (1.19")	15.0 (0.59")	8.000 (0.315")	Set Screw	Flanged (FF)	<b>P-050H-019-150FF-AL-G-080</b>
19	30.23 (1.19")	15.0 (0.59")	6.350 (0.250")	Set Screw	Unflanged (P)	<b>P-050H-019-150P-AL-G-064</b>
19	30.23 (1.19")	15.0 (0.59")	8.000 (0.315")	Set Screw	Unflanged (P)	<b>P-050H-019-150P-AL-G-080</b>
19	30.23 (1.19")	25.0 (0.98")	6.350 (0.250")	None	Flanged (FF)	<b>P-050G-019-250FF-SB-N-064U</b>
20	31.82 (1.25")	9.0 (0.35")	6.000 (0.236")	Set Screw	Flanged (FF)	* P-050G-020-090FF-AL-G-060
20	31.82 (1.25")	9.0 (0.35")	6.350 (0.250")	Set Screw	Flanged (FF)	<b>P-050G-020-090FF-AL-G-064</b>
20	31.82 (1.25")	9.0 (0.35")	6.000 (0.236")	Set Screw	Unflanged (P)	* P-050G-020-090P-AL-G-060
20	31.82 (1.25")	9.0 (0.35")	6.350 (0.250")	Set Screw	Unflanged (P)	* P-050G-020-090P-AL-G-064
20	31.82 (1.25")	9.0 (0.35")	6.350 (0.250")	Set Screw	Flanged (FF)	<b>P-050H-020-090FF-AL-G-064</b>
20	31.82 (1.25")	9.0 (0.35")	8.000 (0.315")	Set Screw	Flanged (FF)	<b>P-050H-020-090FF-AL-G-080</b>
20	31.82 (1.25")	9.0 (0.35")	6.350 (0.250")	Set Screw	Unflanged (P)	<b>P-050H-020-090P-AL-G-064</b>
20	31.82 (1.25")	9.0 (0.35")	8.000 (0.315")	Set Screw	Unflanged (P)	<b>P-050H-020-090P-AL-G-080</b>

Stocked or Short Delivery

Usually Available Short Delivery

Long delivery or not in current production

\* Large Minimum Quantities

\*\* Available only while stock lasts

# 5mm - GT2 and HTD Curvilinear Through Bore

All dimensions are shown as mm (inches)

Teeth	Pitch Dia. (PD)	Max Belt Width	Bore (d)	Locking Type	Type	Part Number
20	31.82 (1.25")	9.0 (0.35")	6.000 (0.236")	Set Screw M4x6		P-050H-020-090SF-AL-G-060
20	31.82 (1.25")	15.0 (0.59")	6.000 (0.236")	Set Screw	Flanged (FF)	* P-050G-020-150FF-AL-G-060
20	31.82 (1.25")	15.0 (0.59")	6.350 (0.250")	Set Screw	Flanged (FF)	P-050G-020-150FF-AL-G-064
20	31.82 (1.25")	15.0 (0.59")	6.350 (0.250") Unfinished	None	Flanged (FF)	P-050G-020-150FF-SB-N-064U
20	31.82 (1.25")	15.0 (0.59")	6.000 (0.236")	Set Screw	Unflanged (P)	* P-050G-020-150P-AL-G-060
20	31.82 (1.25")	15.0 (0.59")	6.350 (0.250")	Set Screw	Unflanged (P)	* P-050G-020-150P-AL-G-064
20	31.82 (1.25")	15.0 (0.59")	6.350 (0.250")	Set Screw	Flanged (FF)	P-050H-020-150FF-AL-G-064
20	31.82 (1.25")	15.0 (0.59")	8.000 (0.315")	Set Screw	Flanged (FF)	P-050H-020-150FF-AL-G-080
20	31.82 (1.25")	15.0 (0.59")	6.350 (0.250")	Set Screw	Unflanged (P)	P-050H-020-150P-AL-G-064
20	31.82 (1.25")	15.0 (0.59")	8.000 (0.315")	Set Screw	Unflanged (P)	P-050H-020-150P-AL-G-080
20	31.82 (1.25")	25.0 (0.98")	6.350 (0.250") Unfinished	None	Flanged (FF)	P-050G-020-250FF-SB-N-064U
21	33.41 (1.32")	15.0 (0.59")	6.350 (0.250") Unfinished	None	Flanged (FF)	P-050G-021-150FF-SB-N-064U
21	33.41 (1.32")	25.0 (0.98")	6.350 (0.250") Unfinished	None	Flanged (FF)	P-050G-021-250FF-SB-N-064U
22	35.00 (1.38")	9.0 (0.35")	6.000 (0.236")	Set Screw	Flanged (FF)	* P-050G-022-090FF-AL-G-060
22	35.00 (1.38")	9.0 (0.35")	6.350 (0.250")	Set Screw	Flanged (FF)	P-050G-022-090FF-AL-G-064
22	35.00 (1.38")	9.0 (0.35")	6.000 (0.236")	Set Screw	Unflanged (P)	* P-050G-022-090P-AL-G-060
22	35.00 (1.38")	9.0 (0.35")	6.350 (0.250")	Set Screw	Unflanged (P)	* P-050G-022-090P-AL-G-064
22	35.00 (1.38")	9.0 (0.35")	6.350 (0.250")	Set Screw	Flanged (FF)	P-050H-022-090FF-AL-G-064
22	35.00 (1.38")	9.0 (0.35")	8.000 (0.315")	Set Screw	Flanged (FF)	P-050H-022-090FF-AL-G-080
22	35.00 (1.38")	9.0 (0.35")	6.350 (0.250")	Set Screw	Unflanged (P)	P-050H-022-090P-AL-G-064
22	35.00 (1.38")	9.0 (0.35")	8.000 (0.315")	Set Screw	Unflanged (P)	P-050H-022-090P-AL-G-080
22	35.00 (1.38")	15.0 (0.59")	6.000 (0.236")	Set Screw	Flanged (FF)	* P-050G-022-150FF-AL-G-060
22	35.00 (1.38")	15.0 (0.59")	6.350 (0.250")	Set Screw	Flanged (FF)	P-050G-022-150FF-AL-G-064
22	35.00 (1.38")	15.0 (0.59")	6.350 (0.250") Unfinished	None	Flanged (FF)	P-050G-022-150FF-SB-N-064U
22	35.00 (1.38")	15.0 (0.59")	6.000 (0.236")	Set Screw	Unflanged (P)	* P-050G-022-150P-AL-G-060
22	35.00 (1.38")	15.0 (0.59")	6.350 (0.250")	Set Screw	Unflanged (P)	* P-050G-022-150P-AL-G-064
22	35.00 (1.38")	15.0 (0.59")	6.350 (0.250")	Set Screw	Flanged (FF)	P-050H-022-150FF-AL-G-064
22	35.00 (1.38")	15.0 (0.59")	8.000 (0.315")	Set Screw	Flanged (FF)	P-050H-022-150FF-AL-G-080
22	35.00 (1.38")	15.0 (0.59")	6.350 (0.250")	Set Screw	Unflanged (P)	P-050H-022-150P-AL-G-064
22	35.00 (1.38")	15.0 (0.59")	8.000 (0.315")	Set Screw	Unflanged (P)	P-050H-022-150P-AL-G-080
22	35.00 (1.38")	25.0 (0.98")	6.350 (0.250") Unfinished	None	Flanged (FF)	P-050G-022-250FF-SB-N-064U
23	36.59 (1.44")	15.0 (0.59")	9.525 (0.375") Unfinished	None	Flanged (FF)	P-050G-023-150FF-SB-N-095U
23	36.59 (1.44")	25.0 (0.98")	9.525 (0.375") Unfinished	None	Flanged (FF)	P-050G-023-250FF-SB-N-095U
24	38.18 (1.50")	9.0 (0.35")	9.525 (0.375")	Set Screw	Flanged (FF)	* P-050G-024-090FF-AL-G-095
24	38.18 (1.50")	9.0 (0.35")	10.000 (0.394")	Set Screw	Flanged (FF)	* P-050G-024-090FF-AL-G-100
24	38.18 (1.50")	9.0 (0.35")	9.525 (0.375")	Set Screw	Unflanged (P)	* P-050G-024-090P-AL-G-095
24	38.18 (1.50")	9.0 (0.35")	10.000 (0.394")	Set Screw	Unflanged (P)	* P-050G-024-090P-AL-G-100
24	38.18 (1.50")	9.0 (0.35")	6.350 (0.250")	Set Screw	Flanged (FF)	P-050H-024-090FF-AL-G-064
24	38.18 (1.50")	9.0 (0.35")	8.000 (0.315")	Set Screw	Flanged (FF)	P-050H-024-090FF-AL-G-080
24	38.18 (1.50")	9.0 (0.35")	6.350 (0.250")	Set Screw	Unflanged (P)	P-050H-024-090P-AL-G-064
24	38.18 (1.50")	9.0 (0.35")	8.000 (0.315")	Set Screw	Unflanged (P)	P-050H-024-090P-AL-G-080
24	38.18 (1.50")	15.0 (0.59")	9.525 (0.375")	Set Screw	Flanged (FF)	* P-050G-024-150FF-AL-G-095
24	38.18 (1.50")	15.0 (0.59")	10.000 (0.394")	Set Screw	Flanged (FF)	* P-050G-024-150FF-AL-G-100
24	38.18 (1.50")	15.0 (0.59")	9.525 (0.375") Unfinished	None	Flanged (FF)	P-050G-024-150FF-SB-N-095U
24	38.18 (1.50")	15.0 (0.59")	9.525 (0.375")	Set Screw	Unflanged (P)	* P-050G-024-150P-AL-G-095
24	38.18 (1.50")	15.0 (0.59")	10.000 (0.394")	Set Screw	Unflanged (P)	* P-050G-024-150P-AL-G-100
24	38.18 (1.50")	15.0 (0.59")	6.350 (0.250")	Set Screw	Flanged (FF)	P-050H-024-150FF-AL-G-064
24	38.18 (1.50")	15.0 (0.59")	8.000 (0.315")	Set Screw	Flanged (FF)	P-050H-024-150FF-AL-G-080
24	38.18 (1.50")	15.0 (0.59")	6.350 (0.250")	Set Screw	Unflanged (P)	P-050H-024-150P-AL-G-064

Stocked or Short Delivery

Usually Available Short Delivery

Long delivery or not in current production


\* Large Minimum Quantities

\*\* Available only while stock lasts


# 5mm - GT2 and HTD Curvilinear Through Bore

All dimensions are shown as mm (inches)

Teeth	Pitch Dia. (PD)	Max Belt Width	Bore (d)	Locking Type	Type	Part Number
24	38.18 (1.50")	15.0 (0.59")	8.000 (0.315")	Set Screw	Unflanged (P)	P-050H-024-150P-AL-G-080
24	38.18 (1.50")	25.0 (0.98")	9.525 (0.375") Unfinished	None	Flanged (FF)	P-050G-024-250FF-SB-N-095U
25	39.77 (1.57")	9.0 (0.35")	9.525 (0.375")	Set Screw	Flanged (FF)	* P-050G-025-090FF-AL-G-095
25	39.77 (1.57")	9.0 (0.35")	10.000 (0.394")	Set Screw	Flanged (FF)	* P-050G-025-090FF-AL-G-100
25	39.77 (1.57")	9.0 (0.35")	9.525 (0.375")	Set Screw	Unflanged (P)	* P-050G-025-090P-AL-G-095
25	39.77 (1.57")	9.0 (0.35")	10.000 (0.394")	Set Screw	Unflanged (P)	* P-050G-025-090P-AL-G-100
25	39.77 (1.57")	9.0 (0.35")	6.350 (0.250")	Set Screw	Flanged (FF)	P-050H-025-090FF-AL-G-064
25	39.77 (1.57")	9.0 (0.35")	8.000 (0.315")	Set Screw	Flanged (FF)	P-050H-025-090FF-AL-G-080
25	39.77 (1.57")	9.0 (0.35")	6.350 (0.250")	Set Screw	Unflanged (P)	P-050H-025-090P-AL-G-064
25	39.77 (1.57")	9.0 (0.35")	8.000 (0.315")	Set Screw	Unflanged (P)	P-050H-025-090P-AL-G-080
25	39.77 (1.57")	15.0 (0.59")	9.525 (0.375")	Set Screw	Flanged (FF)	* P-050G-025-150FF-AL-G-095
25	39.77 (1.57")	15.0 (0.59")	10.000 (0.394")	Set Screw	Flanged (FF)	* P-050G-025-150FF-AL-G-100
25	39.77 (1.57")	15.0 (0.59")	9.525 (0.375") Unfinished	None	Flanged (FF)	P-050G-025-150FF-SB-N-095U
25	39.77 (1.57")	15.0 (0.59")	9.525 (0.375")	Set Screw	Unflanged (P)	* P-050G-025-150P-AL-G-095
25	39.77 (1.57")	15.0 (0.59")	10.000 (0.394")	Set Screw	Unflanged (P)	* P-050G-025-150P-AL-G-100
25	39.77 (1.57")	15.0 (0.59")	6.350 (0.250")	Set Screw	Flanged (FF)	P-050H-025-150FF-AL-G-064
25	39.77 (1.57")	15.0 (0.59")	8.000 (0.315")	Set Screw	Flanged (FF)	P-050H-025-150FF-AL-G-080
25	39.77 (1.57")	15.0 (0.59")	6.350 (0.250")	Set Screw	Unflanged (P)	P-050H-025-150P-AL-G-064
25	39.77 (1.57")	15.0 (0.59")	8.000 (0.315")	Set Screw	Unflanged (P)	P-050H-025-150P-AL-G-080
25	39.77 (1.57")	25.0 (0.98")	9.525 (0.375") Unfinished	None	Flanged (FF)	P-050G-025-250FF-SB-N-095U
26	41.36 (1.63")	9.0 (0.35")	9.525 (0.375")	Set Screw	Flanged (FF)	* P-050G-026-090FF-AL-G-095
26	41.36 (1.63")	9.0 (0.35")	10.000 (0.394")	Set Screw	Flanged (FF)	* P-050G-026-090FF-AL-G-100
26	41.36 (1.63")	9.0 (0.35")	9.525 (0.375")	Set Screw	Unflanged (P)	* P-050G-026-090P-AL-G-095
26	41.36 (1.63")	9.0 (0.35")	10.000 (0.394")	Set Screw	Unflanged (P)	* P-050G-026-090P-AL-G-100
26	41.36 (1.63")	9.0 (0.35")	6.350 (0.250")	Set Screw	Flanged (FF)	P-050H-026-090FF-AL-G-064
26	41.36 (1.63")	9.0 (0.35")	8.000 (0.315")	Set Screw	Flanged (FF)	P-050H-026-090FF-AL-G-080
26	41.36 (1.63")	9.0 (0.35")	6.350 (0.250")	Set Screw	Unflanged (P)	P-050H-026-090P-AL-G-064
26	41.36 (1.63")	9.0 (0.35")	8.000 (0.315")	Set Screw	Unflanged (P)	P-050H-026-090P-AL-G-080
26	41.36 (1.63")	15.0 (0.59")	9.525 (0.375")	Set Screw	Flanged (FF)	* P-050G-026-150FF-AL-G-095
26	41.36 (1.63")	15.0 (0.59")	10.000 (0.394")	Set Screw	Flanged (FF)	* P-050G-026-150FF-AL-G-100
26	41.36 (1.63")	15.0 (0.59")	9.525 (0.375") Unfinished	None	Flanged (FF)	P-050G-026-150FF-SB-N-095U
26	41.36 (1.63")	15.0 (0.59")	9.525 (0.375")	Set Screw	Unflanged (P)	* P-050G-026-150P-AL-G-095
26	41.36 (1.63")	15.0 (0.59")	10.000 (0.394")	Set Screw	Unflanged (P)	* P-050G-026-150P-AL-G-100
26	41.36 (1.63")	15.0 (0.59")	6.350 (0.250")	Set Screw	Flanged (FF)	P-050H-026-150FF-AL-G-064
26	41.36 (1.63")	15.0 (0.59")	8.000 (0.315")	Set Screw	Flanged (FF)	P-050H-026-150FF-AL-G-080
26	41.36 (1.63")	15.0 (0.59")	6.350 (0.250")	Set Screw	Unflanged (P)	P-050H-026-150P-AL-G-064
26	41.36 (1.63")	15.0 (0.59")	8.000 (0.315")	Set Screw	Unflanged (P)	P-050H-026-150P-AL-G-080
26	41.36 (1.63")	25.0 (0.98")	9.525 (0.375") Unfinished	None	Flanged (FF)	P-050G-026-250FF-SB-N-095U
28	44.54 (1.75")	9.0 (0.35")	12.000 (0.472")	Set Screw	Flanged (FF)	* P-050G-028-090FF-AL-G-120
28	44.54 (1.75")	9.0 (0.35")	12.700 (0.500")	Set Screw	Flanged (FF)	* P-050G-028-090FF-AL-G-127
28	44.54 (1.75")	9.0 (0.35")	12.000 (0.472")	Set Screw	Unflanged (P)	* P-050G-028-090P-AL-G-120
28	44.54 (1.75")	9.0 (0.35")	12.700 (0.500")	Set Screw	Unflanged (P)	* P-050G-028-090P-AL-G-127
28	44.54 (1.75")	9.0 (0.35")	6.350 (0.250")	Set Screw	Flanged (FF)	P-050H-028-090FF-AL-G-064
28	44.54 (1.75")	9.0 (0.35")	8.000 (0.315")	Set Screw	Flanged (FF)	P-050H-028-090FF-AL-G-080
28	44.54 (1.75")	9.0 (0.35")	6.350 (0.250")	Set Screw	Unflanged (P)	P-050H-028-090P-AL-G-064
28	44.54 (1.75")	9.0 (0.35")	8.000 (0.315")	Set Screw	Unflanged (P)	P-050H-028-090P-AL-G-080
28	44.54 (1.75")	15.0 (0.59")	12.000 (0.472")	Set Screw	Flanged (FF)	* P-050G-028-150FF-AL-G-120
28	44.54 (1.75")	15.0 (0.59")	12.700 (0.500")	Set Screw	Flanged (FF)	* P-050G-028-150FF-AL-G-127
28	44.54 (1.75")	15.0 (0.59")	12.700 (0.500") Unfinished	None	Flanged (FF)	P-050G-028-150FF-SB-N-127U
28	44.54 (1.75")	15.0 (0.59")	12.000 (0.472")	Set Screw	Unflanged (P)	* P-050G-028-150P-AL-G-120
28	44.54 (1.75")	15.0 (0.59")	12.700 (0.500")	Set Screw	Unflanged (P)	* P-050G-028-150P-AL-G-127

 Stocked or Short Delivery

 Usually Available Short Delivery

 Long delivery or not in current production

\* Large Minimum Quantities

\*\* Available only while stock lasts

# 5mm - GT2 and HTD Curvilinear Through Bore

All dimensions are shown as mm (inches)

Teeth	Pitch Dia. (PD)	Max Belt Width	Bore (d)	Locking Type	Type	Part Number
28	44.54 (1.75")	15.0 (0.59")	6.350 (0.250")	Set Screw	Flanged (FF)	<b>P-050H-028-150FF-AL-G-064</b>
28	44.54 (1.75")	15.0 (0.59")	8.000 (0.315")	Set Screw	Flanged (FF)	<b>P-050H-028-150FF-AL-G-080</b>
28	44.54 (1.75")	15.0 (0.59")	6.350 (0.250")	Set Screw	Unflanged (P)	<b>P-050H-028-150P-AL-G-064</b>
28	44.54 (1.75")	15.0 (0.59")	8.000 (0.315")	Set Screw	Unflanged (P)	<b>P-050H-028-150P-AL-G-080</b>
28	44.54 (1.75")	25.0 (0.98")	12.700 (0.500") Unfinished	None	Flanged (FF)	<b>P-050G-028-250FF-SB-N-127U</b>
30	47.73 (1.88")	9.0 (0.35")	12.000 (0.472")	Set Screw	Flanged (FF)	* P-050G-030-090FF-AL-G-120
30	47.73 (1.88")	9.0 (0.35")	12.700 (0.500")	Set Screw	Flanged (FF)	* P-050G-030-090FF-AL-G-127
30	47.73 (1.88")	9.0 (0.35")	12.000 (0.472")	Set Screw	Unflanged (P)	* P-050G-030-090P-AL-G-120
30	47.73 (1.88")	9.0 (0.35")	12.700 (0.500")	Set Screw	Unflanged (P)	* P-050G-030-090P-AL-G-127
30	47.73 (1.88")	9.0 (0.35")	6.350 (0.250")	Set Screw	Flanged (FF)	<b>P-050H-030-090FF-AL-G-064</b>
30	47.73 (1.88")	9.0 (0.35")	8.000 (0.315")	Set Screw	Flanged (FF)	<b>P-050H-030-090FF-AL-G-080</b>
30	47.73 (1.88")	9.0 (0.35")	6.350 (0.250")	Set Screw	Unflanged (P)	<b>P-050H-030-090P-AL-G-064</b>
30	47.73 (1.88")	9.0 (0.35")	8.000 (0.315")	Set Screw	Unflanged (P)	<b>P-050H-030-090P-AL-G-080</b>
30	47.73 (1.88")	15.0 (0.59")	12.000 (0.472")	Set Screw	Flanged (FF)	* P-050G-030-150FF-AL-G-120
30	47.73 (1.88")	15.0 (0.59")	12.700 (0.500")	Set Screw	Flanged (FF)	* P-050G-030-150FF-AL-G-127
30	47.73 (1.88")	15.0 (0.59")	12.700 (0.500") Unfinished	None	Flanged (FF)	<b>P-050G-030-150FF-SB-N-127U</b>
30	47.73 (1.88")	15.0 (0.59")	12.000 (0.472")	Set Screw	Unflanged (P)	* P-050G-030-150P-AL-G-120
30	47.73 (1.88")	15.0 (0.59")	12.700 (0.500")	Set Screw	Unflanged (P)	* P-050G-030-150P-AL-G-127
30	47.73 (1.88")	15.0 (0.59")	6.350 (0.250")	Set Screw	Flanged (FF)	<b>P-050H-030-150FF-AL-G-064</b>
30	47.73 (1.88")	15.0 (0.59")	8.000 (0.315")	Set Screw	Flanged (FF)	<b>P-050H-030-150FF-AL-G-080</b>
30	47.73 (1.88")	15.0 (0.59")	6.350 (0.250")	Set Screw	Unflanged (P)	<b>P-050H-030-150P-AL-G-064</b>
30	47.73 (1.88")	15.0 (0.59")	8.000 (0.315")	Set Screw	Unflanged (P)	<b>P-050H-030-150P-AL-G-080</b>
30	47.73 (1.88")	25.0 (0.98")	12.700 (0.500") Unfinished	None	Flanged (FF)	<b>P-050G-030-250FF-SB-N-127U</b>
32	50.91 (2.00")	9.0 (0.35")	12.000 (0.472")	Set Screw	Flanged (FF)	* P-050G-032-090FF-AL-G-120
32	50.91 (2.00")	9.0 (0.35")	12.700 (0.500")	Set Screw	Flanged (FF)	* P-050G-032-090FF-AL-G-127
32	50.91 (2.00")	9.0 (0.35")	12.000 (0.472")	Set Screw	Unflanged (P)	* P-050G-032-090P-AL-G-120
32	50.91 (2.00")	9.0 (0.35")	12.700 (0.500")	Set Screw	Unflanged (P)	* P-050G-032-090P-AL-G-127
32	50.91 (2.00")	9.0 (0.35")	6.350 (0.250")	Set Screw	Flanged (FF)	<b>P-050H-032-090FF-AL-G-064</b>
32	50.91 (2.00")	9.0 (0.35")	8.000 (0.315")	Set Screw	Flanged (FF)	<b>P-050H-032-090FF-AL-G-080</b>
32	50.91 (2.00")	9.0 (0.35")	6.350 (0.250")	Set Screw	Unflanged (P)	<b>P-050H-032-090P-AL-G-064</b>
32	50.91 (2.00")	9.0 (0.35")	8.000 (0.315")	Set Screw	Unflanged (P)	<b>P-050H-032-090P-AL-G-080</b>
32	50.91 (2.00")	15.0 (0.59")	12.000 (0.472")	Set Screw	Flanged (FF)	* P-050G-032-150FF-AL-G-120
32	50.91 (2.00")	15.0 (0.59")	12.700 (0.500")	Set Screw	Flanged (FF)	* P-050G-032-150FF-AL-G-127
32	50.91 (2.00")	15.0 (0.59")	12.700 (0.500") Unfinished	None	Flanged (FF)	<b>P-050G-032-150FF-SB-N-127U</b>
32	50.91 (2.00")	15.0 (0.59")	12.000 (0.472")	Set Screw	Unflanged (P)	* P-050G-032-150P-AL-G-120
32	50.91 (2.00")	15.0 (0.59")	12.700 (0.500")	Set Screw	Unflanged (P)	* P-050G-032-150P-AL-G-127
32	50.91 (2.00")	15.0 (0.59")	6.350 (0.250")	Set Screw	Flanged (FF)	<b>P-050H-032-150FF-AL-G-064</b>
32	50.91 (2.00")	15.0 (0.59")	8.000 (0.315")	Set Screw	Flanged (FF)	<b>P-050H-032-150FF-AL-G-080</b>
32	50.91 (2.00")	15.0 (0.59")	6.350 (0.250")	Set Screw	Unflanged (P)	<b>P-050H-032-150P-AL-G-064</b>
32	50.91 (2.00")	15.0 (0.59")	8.000 (0.315")	Set Screw	Unflanged (P)	<b>P-050H-032-150P-AL-G-080</b>
32	50.91 (2.00")	25.0 (0.98")	12.700 (0.500") Unfinished	None	Flanged (FF)	<b>P-050G-032-250FF-SB-N-127U</b>
34	54.09 (2.13")	9.0 (0.35")	12.000 (0.472")	Set Screw	Flanged (FF)	* P-050G-034-090FF-AL-G-120
34	54.09 (2.13")	9.0 (0.35")	12.700 (0.500")	Set Screw	Flanged (FF)	* P-050G-034-090FF-AL-G-127
34	54.09 (2.13")	9.0 (0.35")	12.000 (0.472")	Set Screw	Unflanged (P)	* P-050G-034-090P-AL-G-120
34	54.09 (2.13")	9.0 (0.35")	12.700 (0.500")	Set Screw	Unflanged (P)	* P-050G-034-090P-AL-G-127
34	54.09 (2.13")	9.0 (0.35")	6.350 (0.250")	Set Screw	Flanged (FF)	<b>P-050H-034-090FF-AL-G-064</b>
34	54.09 (2.13")	9.0 (0.35")	8.000 (0.315")	Set Screw	Flanged (FF)	<b>P-050H-034-090FF-AL-G-080</b>
34	54.09 (2.13")	9.0 (0.35")	6.350 (0.250")	Set Screw	Unflanged (P)	<b>P-050H-034-090P-AL-G-064</b>
34	54.09 (2.13")	9.0 (0.35")	8.000 (0.315")	Set Screw	Unflanged (P)	<b>P-050H-034-090P-AL-G-080</b>
34	54.09 (2.13")	15.0 (0.59")	12.000 (0.472")	Set Screw	Flanged (FF)	* P-050G-034-150FF-AL-G-120
34	54.09 (2.13")	15.0 (0.59")	12.700 (0.500")	Set Screw	Flanged (FF)	* P-050G-034-150FF-AL-G-127

Stocked or Short Delivery

Usually Available Short Delivery

Long delivery or not in current production


\* Large Minimum Quantities

\*\* Available only while stock lasts


# 5mm - GT2 and HTD Curvilinear Through Bore

All dimensions are shown as mm (inches)

Teeth	Pitch Dia. (PD)	Max Belt Width	Bore (d)	Locking Type	Type	Part Number
34	54.09 (2.13")	15.0 (0.59")	12.700 (0.500") Unfinished	None	Flanged (FF)	P-050G-034-150FF-SB-N-127U
34	54.09 (2.13")	15.0 (0.59")	12.000 (0.472")	Set Screw	Unflanged (P)	* P-050G-034-150P-AL-G-120
34	54.09 (2.13")	15.0 (0.59")	12.700 (0.500")	Set Screw	Unflanged (P)	* P-050G-034-150P-AL-G-127
34	54.09 (2.13")	15.0 (0.59")	6.350 (0.250")	Set Screw	Flanged (FF)	P-050H-034-150FF-AL-G-064
34	54.09 (2.13")	15.0 (0.59")	8.000 (0.315")	Set Screw	Flanged (FF)	P-050H-034-150FF-AL-G-080
34	54.09 (2.13")	15.0 (0.59")	6.350 (0.250")	Set Screw	Unflanged (P)	P-050H-034-150P-AL-G-064
34	54.09 (2.13")	15.0 (0.59")	8.000 (0.315")	Set Screw	Unflanged (P)	P-050H-034-150P-AL-G-080
34	54.09 (2.13")	25.0 (0.98")	12.700 (0.500") Unfinished	None	Flanged (FF)	P-050G-034-250FF-SB-N-127U
36	57.27 (2.25")	9.0 (0.35")	7.938 (0.313")	Set Screw	Unflanged (P)	P-050G-036-090P-AL-G-079
36	57.27 (2.25")	9.0 (0.35")	12.000 (0.472")	Set Screw	Unflanged (P)	* P-050G-036-090P-AL-G-120
36	57.27 (2.25")	9.0 (0.35")	12.700 (0.500")	Set Screw	Unflanged (P)	* P-050G-036-090P-AL-G-127
36	57.27 (2.25")	9.0 (0.35")	7.938 (0.313")	Set Screw	Unflanged (P)	P-050H-036-090P-AL-G-079
36	57.27 (2.25")	9.0 (0.35")	10.000 (0.394")	Set Screw	Unflanged (P)	P-050H-036-090P-AL-G-100
36	57.27 (2.25")	15.0 (0.59")	12.700 (0.500") Unfinished	None	Flanged (FF)	P-050G-036-150FF-SB-N-127U
36	57.27 (2.25")	15.0 (0.59")	7.938 (0.313")	Set Screw	Unflanged (P)	P-050G-036-150P-AL-G-079
36	57.27 (2.25")	15.0 (0.59")	12.000 (0.472")	Set Screw	Unflanged (P)	* P-050G-036-150P-AL-G-120
36	57.27 (2.25")	15.0 (0.59")	12.700 (0.500")	Set Screw	Unflanged (P)	* P-050G-036-150P-AL-G-127
36	57.27 (2.25")	15.0 (0.59")	7.938 (0.313")	Set Screw	Unflanged (P)	P-050H-036-150P-AL-G-079
36	57.27 (2.25")	15.0 (0.59")	10.000 (0.394")	Set Screw	Unflanged (P)	P-050H-036-150P-AL-G-100
36	57.27 (2.25")	25.0 (0.98")	12.700 (0.500") Unfinished	None	Flanged (FF)	P-050G-036-250FF-SB-N-127U
38	60.45 (2.38")	9.0 (0.35")	7.938 (0.313")	Set Screw	Unflanged (P)	P-050G-038-090P-AL-G-079
38	60.45 (2.38")	9.0 (0.35")	12.000 (0.472")	Set Screw	Unflanged (P)	* P-050G-038-090P-AL-G-120
38	60.45 (2.38")	9.0 (0.35")	12.700 (0.500")	Set Screw	Unflanged (P)	* P-050G-038-090P-AL-G-127
38	60.45 (2.38")	9.0 (0.35")	7.938 (0.313")	Set Screw	Unflanged (P)	P-050H-038-090P-AL-G-079
38	60.45 (2.38")	9.0 (0.35")	10.000 (0.394")	Set Screw	Unflanged (P)	P-050H-038-090P-AL-G-100
38	60.45 (2.38")	15.0 (0.59")	12.700 (0.500") Unfinished	None	Flanged (FF)	P-050G-038-150FF-SB-N-127U
38	60.45 (2.38")	15.0 (0.59")	7.938 (0.313")	Set Screw	Unflanged (P)	P-050G-038-150P-AL-G-079
38	60.45 (2.38")	15.0 (0.59")	12.000 (0.472")	Set Screw	Unflanged (P)	* P-050G-038-150P-AL-G-120
38	60.45 (2.38")	15.0 (0.59")	12.700 (0.500")	Set Screw	Unflanged (P)	* P-050G-038-150P-AL-G-127
38	60.45 (2.38")	15.0 (0.59")	7.938 (0.313")	Set Screw	Unflanged (P)	P-050H-038-150P-AL-G-079
38	60.45 (2.38")	15.0 (0.59")	10.000 (0.394")	Set Screw	Unflanged (P)	P-050H-038-150P-AL-G-100
38	60.45 (2.38")	25.0 (0.98")	12.700 (0.500") Unfinished	None	Flanged (FF)	P-050G-038-250FF-SB-N-127U
40	63.63 (2.51")	9.0 (0.35")	7.938 (0.313")	Set Screw	Unflanged (P)	P-050G-040-090P-AL-G-079
40	63.63 (2.51")	9.0 (0.35")	12.000 (0.472")	Set Screw	Unflanged (P)	* P-050G-040-090P-AL-G-120
40	63.63 (2.51")	9.0 (0.35")	12.700 (0.500")	Set Screw	Unflanged (P)	* P-050G-040-090P-AL-G-127
40	63.63 (2.51")	9.0 (0.35")	7.938 (0.313")	Set Screw	Unflanged (P)	P-050H-040-090P-AL-G-079
40	63.63 (2.51")	9.0 (0.35")	10.000 (0.394")	Set Screw	Unflanged (P)	P-050H-040-090P-AL-G-100
40	63.63 (2.51")	15.0 (0.59")	12.700 (0.500") Unfinished	None	Flanged (FF)	P-050G-040-150FF-SB-N-127U
40	63.63 (2.51")	15.0 (0.59")	7.938 (0.313")	Set Screw	Unflanged (P)	P-050G-040-150P-AL-G-079
40	63.63 (2.51")	15.0 (0.59")	12.000 (0.472")	Set Screw	Unflanged (P)	* P-050G-040-150P-AL-G-120
40	63.63 (2.51")	15.0 (0.59")	12.700 (0.500")	Set Screw	Unflanged (P)	* P-050G-040-150P-AL-G-127
40	63.63 (2.51")	15.0 (0.59")	7.938 (0.313")	Set Screw	Unflanged (P)	P-050H-040-150P-AL-G-079
40	63.63 (2.51")	15.0 (0.59")	10.000 (0.394")	Set Screw	Unflanged (P)	P-050H-040-150P-AL-G-100
40	63.63 (2.51")	25.0 (0.98")	12.700 (0.500") Unfinished	None	Flanged (FF)	P-050G-040-250FF-SB-N-127U
44	70.00 (2.76")	9.0 (0.35")	7.938 (0.313")	Set Screw	Unflanged (P)	P-050G-044-090P-AL-G-079
44	70.00 (2.76")	9.0 (0.35")	12.000 (0.472")	Set Screw	Unflanged (P)	* P-050G-044-090P-AL-G-120
44	70.00 (2.76")	9.0 (0.35")	12.700 (0.500")	Set Screw	Unflanged (P)	* P-050G-044-090P-AL-G-127
44	70.00 (2.76")	9.0 (0.35")	7.938 (0.313")	Set Screw	Unflanged (P)	P-050H-044-090P-AL-G-079
44	70.00 (2.76")	9.0 (0.35")	10.000 (0.394")	Set Screw	Unflanged (P)	P-050H-044-090P-AL-G-100
44	70.00 (2.76")	15.0 (0.59")	7.938 (0.313")	Set Screw	Unflanged (P)	P-050G-044-150P-AL-G-079

 Stocked or Short Delivery

 Usually Available Short Delivery

 Long delivery or not in current production

\* Large Minimum Quantities

\*\* Available only while stock lasts

# 5mm - GT2 and HTD Curvilinear Through Bore

All dimensions are shown as mm (inches)

Teeth	Pitch Dia. (PD)	Max Belt Width	Bore (d)	Locking Type	Type	Part Number
44	70.00 (2.76")	15.0 (0.59")	12.000 (0.472")	Set Screw	Unflanged (P)	* P-050G-044-150P-AL-G-120
44	70.00 (2.76")	15.0 (0.59")	12.700 (0.500")	Set Screw	Unflanged (P)	* P-050G-044-150P-AL-G-127
44	70.00 (2.76")	15.0 (0.59")	7.938 (0.313")	Set Screw	Unflanged (P)	<b>P-050H-044-150P-AL-G-079</b>
44	70.00 (2.76")	15.0 (0.59")	10.000 (0.394")	Set Screw	Unflanged (P)	<b>P-050H-044-150P-AL-G-100</b>
45	71.59 (2.82")	15.0 (0.59")	12.700 (0.500") Unfinished	None	Flanged (FF)	<b>P-050G-045-150FF-SB-N-127U</b>
45	71.59 (2.82")	25.0 (0.98")	12.700 (0.500") Unfinished	None	Flanged (FF)	<b>P-050G-045-250FF-SB-N-127U</b>
48	76.36 (3.01")	9.0 (0.35")	9.525 (0.375")	Set Screw	Unflanged (P)	<b>P-050G-048-090P-AL-G-095</b>
48	76.36 (3.01")	9.0 (0.35")	12.000 (0.472")	Set Screw	Unflanged (P)	* P-050G-048-090P-AL-G-120
48	76.36 (3.01")	9.0 (0.35")	12.700 (0.500")	Set Screw	Unflanged (P)	* P-050G-048-090P-AL-G-127
48	76.36 (3.01")	9.0 (0.35")	7.938 (0.313")	Set Screw	Unflanged (P)	* P-050H-048-090P-AL-G-079
48	76.36 (3.01")	9.0 (0.35")	9.525 (0.375")	Set Screw	Unflanged (P)	<b>P-050H-048-090P-AL-G-095</b>
48	76.36 (3.01")	9.0 (0.35")	12.000 (0.472")	Set Screw	Unflanged (P)	<b>P-050H-048-090P-AL-G-120</b>
48	76.36 (3.01")	15.0 (0.59")	7.938 (0.313")	Set Screw	Unflanged (P)	P-050G-048-150P-AL-G-079
48	76.36 (3.01")	15.0 (0.59")	9.525 (0.375")	Set Screw	Unflanged (P)	<b>P-050G-048-150P-AL-G-095</b>
48	76.36 (3.01")	15.0 (0.59")	12.000 (0.472")	Set Screw	Unflanged (P)	<b>** P-050G-048-150P-AL-G-120</b>
48	76.36 (3.01")	15.0 (0.59")	12.700 (0.500")	Set Screw	Unflanged (P)	* P-050G-048-150P-AL-G-127
48	76.36 (3.01")	15.0 (0.59")	7.938 (0.313")	Set Screw	Unflanged (P)	* P-050H-048-150P-AL-G-079
48	76.36 (3.01")	15.0 (0.59")	9.525 (0.375")	Set Screw	Unflanged (P)	<b>P-050H-048-150P-AL-G-095</b>
48	76.36 (3.01")	15.0 (0.59")	12.000 (0.472")	Set Screw	Unflanged (P)	<b>P-050H-048-150P-AL-G-120</b>
50	79.54 (3.13")	9.0 (0.35")	9.525 (0.375")	Set Screw	Unflanged (P)	<b>P-050G-050-090P-AL-G-095</b>
50	79.54 (3.13")	9.0 (0.35")	12.000 (0.472")	Set Screw	Unflanged (P)	* P-050G-050-090P-AL-G-120
50	79.54 (3.13")	9.0 (0.35")	12.700 (0.500")	Set Screw	Unflanged (P)	* P-050G-050-090P-AL-G-127
50	79.54 (3.13")	9.0 (0.35")	9.525 (0.375")	Set Screw	Unflanged (P)	<b>P-050H-050-090P-AL-G-095</b>
50	79.54 (3.13")	9.0 (0.35")	12.000 (0.472")	Set Screw	Unflanged (P)	<b>P-050H-050-090P-AL-G-120</b>
50	79.54 (3.13")	15.0 (0.59")	12.700 (0.500") Unfinished	None	Flanged (FF)	<b>P-050G-050-150FF-CB-N-127U</b>
50	79.54 (3.13")	15.0 (0.59")	7.938 (0.313")	Set Screw	Unflanged (P)	P-050G-050-150P-AL-G-079
50	79.54 (3.13")	15.0 (0.59")	9.525 (0.375")	Set Screw	Unflanged (P)	<b>P-050G-050-150P-AL-G-095</b>
50	79.54 (3.13")	15.0 (0.59")	12.000 (0.472")	Set Screw	Unflanged (P)	* P-050G-050-150P-AL-G-120
50	79.54 (3.13")	15.0 (0.59")	12.700 (0.500")	Set Screw	Unflanged (P)	* P-050G-050-150P-AL-G-127
50	79.54 (3.13")	15.0 (0.59")	9.525 (0.375")	Set Screw	Unflanged (P)	<b>P-050H-050-150P-AL-G-095</b>
50	79.54 (3.13")	15.0 (0.59")	12.000 (0.472")	Set Screw	Unflanged (P)	<b>P-050H-050-150P-AL-G-120</b>
50	79.54 (3.13")	25.0 (0.98")	12.700 (0.500") Unfinished	None	Flanged (FF)	<b>P-050G-050-250FF-CB-N-127U</b>
56	89.09 (3.51")	9.0 (0.35")	9.525 (0.375")	Set Screw	Unflanged (P)	<b>P-050G-056-090P-AL-G-095</b>
56	89.09 (3.51")	9.0 (0.35")	12.000 (0.472")	Set Screw	Unflanged (P)	* P-050G-056-090P-AL-G-120
56	89.09 (3.51")	9.0 (0.35")	12.700 (0.500")	Set Screw	Unflanged (P)	* P-050G-056-090P-AL-G-127
56	89.09 (3.51")	9.0 (0.35")	9.525 (0.375")	Set Screw	Unflanged (P)	<b>P-050H-056-090P-AL-G-095</b>
56	89.09 (3.51")	9.0 (0.35")	12.000 (0.472")	Set Screw	Unflanged (P)	<b>P-050H-056-090P-AL-G-120</b>
56	89.09 (3.51")	15.0 (0.59")	7.938 (0.313")	Set Screw	Unflanged (P)	P-050G-056-150P-AL-G-079
56	89.09 (3.51")	15.0 (0.59")	9.525 (0.375")	Set Screw	Unflanged (P)	<b>P-050G-056-150P-AL-G-095</b>
56	89.09 (3.51")	15.0 (0.59")	12.000 (0.472")	Set Screw	Unflanged (P)	* P-050G-056-150P-AL-G-120
56	89.09 (3.51")	15.0 (0.59")	12.700 (0.500")	Set Screw	Unflanged (P)	* P-050G-056-150P-AL-G-127
56	89.09 (3.51")	15.0 (0.59")	9.525 (0.375")	Set Screw	Unflanged (P)	<b>P-050H-056-150P-AL-G-095</b>
56	89.09 (3.51")	15.0 (0.59")	12.000 (0.472")	Set Screw	Unflanged (P)	<b>P-050H-056-150P-AL-G-120</b>
60	95.45 (3.76")	9.0 (0.35")	9.525 (0.375")	Set Screw	Unflanged (P)	<b>P-050G-060-090P-AL-G-095</b>
60	95.45 (3.76")	9.0 (0.35")	12.000 (0.472")	Set Screw	Unflanged (P)	* P-050G-060-090P-AL-G-120
60	95.45 (3.76")	9.0 (0.35")	12.700 (0.500")	Set Screw	Unflanged (P)	* P-050G-060-090P-AL-G-127
60	95.45 (3.76")	9.0 (0.35")	9.525 (0.375")	Set Screw	Unflanged (P)	<b>P-050H-060-090P-AL-G-095</b>
60	95.45 (3.76")	9.0 (0.35")	12.000 (0.472")	Set Screw	Unflanged (P)	<b>P-050H-060-090P-AL-G-120</b>
60	95.45 (3.76")	15.0 (0.59")	7.938 (0.313")	Set Screw	Unflanged (P)	P-050G-060-150P-AL-G-079
60	95.45 (3.76")	15.0 (0.59")	9.525 (0.375")	Set Screw	Unflanged (P)	<b>P-050G-060-150P-AL-G-095</b>
60	95.45 (3.76")	15.0 (0.59")	12.000 (0.472")	Set Screw	Unflanged (P)	* P-050G-060-150P-AL-G-120
60	95.45 (3.76")	15.0 (0.59")	12.700 (0.500")	Set Screw	Unflanged (P)	* P-050G-060-150P-AL-G-127

Stocked or Short Delivery

Usually Available Short Delivery

Long delivery or not in current production

\* Large Minimum Quantities

\*\* Available only while stock lasts



## 5mm - GT2 and HTD Curvilinear Through Bore

All dimensions are shown as mm (inches)

Teeth	Pitch Dia. (PD)	Max Belt Width	Bore (d)	Locking Type	Type	Part Number
60	95.45 (3.76")	15.0 (0.59")	9.525 (0.375")	Set Screw	Unflanged (P)	P-050H-060-150P-AL-G-095
60	95.45 (3.76")	15.0 (0.59")	12.000 (0.472")	Set Screw	Unflanged (P)	P-050H-060-150P-AL-G-120
62	98.63 (3.88")	9.0 (0.35")	9.525 (0.375")	Set Screw	Unflanged (P)	P-050G-062-090P-AL-G-095
62	98.63 (3.88")	9.0 (0.35")	12.000 (0.472")	Set Screw	Unflanged (P)	* P-050G-062-090P-AL-G-120
62	98.63 (3.88")	9.0 (0.35")	12.700 (0.500")	Set Screw	Unflanged (P)	* P-050G-062-090P-AL-G-127
62	98.63 (3.88")	9.0 (0.35")	9.525 (0.375")	Set Screw	Unflanged (P)	P-050H-062-090P-AL-G-095
62	98.63 (3.88")	9.0 (0.35")	12.000 (0.472")	Set Screw	Unflanged (P)	P-050H-062-090P-AL-G-120
62	98.63 (3.88")	15.0 (0.59")	7.938 (0.313")	Set Screw	Unflanged (P)	P-050G-062-150P-AL-G-079
62	98.63 (3.88")	15.0 (0.59")	9.525 (0.375")	Set Screw	Unflanged (P)	P-050G-062-150P-AL-G-095
62	98.63 (3.88")	15.0 (0.59")	12.000 (0.472")	Set Screw	Unflanged (P)	* P-050G-062-150P-AL-G-120
62	98.63 (3.88")	15.0 (0.59")	12.700 (0.500")	Set Screw	Unflanged (P)	* P-050G-062-150P-AL-G-127
62	98.63 (3.88")	15.0 (0.59")	9.525 (0.375")	Set Screw	Unflanged (P)	P-050H-062-150P-AL-G-095
62	98.63 (3.88")	15.0 (0.59")	12.000 (0.472")	Set Screw	Unflanged (P)	P-050H-062-150P-AL-G-120
70	111.36 (4.38")	9.0 (0.35")	9.525 (0.375")	Set Screw	Unflanged (P)	P-050G-070-090P-AL-G-095
70	111.36 (4.38")	9.0 (0.35")	12.000 (0.472")	Set Screw	Unflanged (P)	* P-050G-070-090P-AL-G-120
70	111.36 (4.38")	9.0 (0.35")	12.700 (0.500")	Set Screw	Unflanged (P)	* P-050G-070-090P-AL-G-127
70	111.36 (4.38")	9.0 (0.35")	9.525 (0.375")	Set Screw	Unflanged (P)	P-050H-070-090P-AL-G-095
70	111.36 (4.38")	9.0 (0.35")	12.000 (0.472")	Set Screw	Unflanged (P)	P-050H-070-090P-AL-G-120
70	111.36 (4.38")	15.0 (0.59")	9.525 (0.375")	Set Screw	Unflanged (P)	P-050G-070-150P-AL-G-095
70	111.36 (4.38")	15.0 (0.59")	12.000 (0.472")	Set Screw	Unflanged (P)	* P-050G-070-150P-AL-G-120
70	111.36 (4.38")	15.0 (0.59")	12.700 (0.500")	Set Screw	Unflanged (P)	* P-050G-070-150P-AL-G-127
70	111.36 (4.38")	15.0 (0.59")	9.525 (0.375")	Set Screw	Unflanged (P)	P-050H-070-150P-AL-G-095
70	111.36 (4.38")	15.0 (0.59")	12.000 (0.472")	Set Screw	Unflanged (P)	P-050H-070-150P-AL-G-120
72	114.54 (4.51")	9.0 (0.35")	9.525 (0.375")	Set Screw	Unflanged (P)	P-050G-072-090P-AL-G-095
72	114.54 (4.51")	9.0 (0.35")	12.000 (0.472")	Set Screw	Unflanged (P)	* P-050G-072-090P-AL-G-120
72	114.54 (4.51")	9.0 (0.35")	12.700 (0.500")	Set Screw	Unflanged (P)	* P-050G-072-090P-AL-G-127
72	114.54 (4.51")	9.0 (0.35")	9.525 (0.375")	Set Screw	Unflanged (P)	P-050H-072-090P-AL-G-095
72	114.54 (4.51")	9.0 (0.35")	12.000 (0.472")	Set Screw	Unflanged (P)	P-050H-072-090P-AL-G-120
72	114.54 (4.51")	15.0 (0.59")	9.525 (0.375")	Set Screw	Unflanged (P)	P-050G-072-150P-AL-G-095
72	114.54 (4.51")	15.0 (0.59")	12.000 (0.472")	Set Screw	Unflanged (P)	* P-050G-072-150P-AL-G-120
72	114.54 (4.51")	15.0 (0.59")	12.700 (0.500")	Set Screw	Unflanged (P)	* P-050G-072-150P-AL-G-127
72	114.54 (4.51")	15.0 (0.59")	9.525 (0.375")	Set Screw	Unflanged (P)	P-050H-072-150P-AL-G-095
72	114.54 (4.51")	15.0 (0.59")	12.000 (0.472")	Set Screw	Unflanged (P)	P-050H-072-150P-AL-G-120

## 5mm - T5 Trapezoidal Through Bore

All dimensions are shown as mm (inches)

Teeth	Pitch Dia. (PD)	Max Belt Width	Bore (d)	Locking Type	Type	Part Number
10	15.91 (0.63")	10.0 (0.39")	4.000 (0.157")	Set Screw	Flanged (FF)	* P-050T-010-100FF-AL-G-040
10	15.91 (0.63")	10.0 (0.39")	4.000 (0.157")	None	Flanged (FF)	P-050T-010-100FF-AS-N-040
10	15.91 (0.63")	16.0 (0.63")	4.000 (0.157")	None	Flanged (FF)	P-050T-010-160FF-AS-N-040
10	15.91 (0.63")	25.0 (0.98")	6.000 (0.236")	None	Flanged (FF)	P-050T-010-250FF-AS-N-060
12	19.09 (0.75")	10.0 (0.39")	4.000 (0.157")	Set Screw	Flanged (FF)	* P-050T-012-100FF-AL-G-040
12	19.09 (0.75")	10.0 (0.39")	4.000 (0.157")	None	Flanged (FF)	P-050T-012-100FF-AS-N-040
12	19.09 (0.75")	16.0 (0.63")	4.000 (0.157")	None	Flanged (FF)	P-050T-012-160FF-AS-N-040
12	19.09 (0.75")	25.0 (0.98")	6.000 (0.236")	None	Flanged (FF)	P-050T-012-250FF-AS-N-060
14	22.27 (0.88")	10.0 (0.39")	4.000 (0.157")	Set Screw	Flanged (FF)	* P-050T-014-100FF-AL-G-040
14	22.27 (0.88")	10.0 (0.39")	4.000 (0.157")	None	Flanged (FF)	P-050T-014-100FF-AS-N-040
14	22.27 (0.88")	16.0 (0.63")	4.000 (0.157")	None	Flanged (FF)	P-050T-014-160FF-AS-N-040
14	22.27 (0.88")	25.0 (0.98")	6.000 (0.236")	None	Flanged (FF)	P-050T-014-250FF-AS-N-060
15	23.86 (0.94")	10.0 (0.39")	6.000 (0.236")	Set Screws (2)	Flanged (FF)	** P-050T-015-100FF-AL-G-060
15	23.86 (0.94")	10.0 (0.39")	6.000 (0.236")	None	Flanged (FF)	P-050T-015-100FF-AS-N-060
15	23.86 (0.94")	16.0 (0.63")	6.000 (0.236")	None	Flanged (FF)	P-050T-015-160FF-AS-N-060
15	23.86 (0.94")	25.0 (0.98")	6.000 (0.236")	None	Flanged (FF)	P-050T-015-250FF-AS-N-060
16	25.45 (1.00")	10.0 (0.39")	6.000 (0.236")	Set Screws (2)	Flanged (FF)	* P-050T-016-100FF-AL-G-060
16	25.45 (1.00")	10.0 (0.39")	6.000 (0.236")	None	Flanged (FF)	P-050T-016-100FF-AS-N-060

Stocked or Short Delivery

Usually Available Short Delivery

Long delivery or not in current production


\* Large Minimum Quantities

\*\* Available only while stock lasts


# 5mm - T5 Trapezoidal Through Bore

All dimensions are shown as mm (inches)

Teeth	Pitch Dia. (PD)	Max Belt Width	Bore (d)	Locking Type	Type	Part Number
16	25.45 (1.00")	16.0 (0.63")	6.000 (0.236")	None	Flanged (FF)	P-050T-016-160FF-AS-N-060
16	25.45 (1.00")	25.0 (0.98")	6.000 (0.236")	None	Flanged (FF)	P-050T-016-250FF-AS-N-060
18	28.64 (1.13")	10.0 (0.39")	6.000 (0.236")	Set Screws (2)	Flanged (FF)	* P-050T-018-100FF-AL-G-060
18	28.64 (1.13")	10.0 (0.39")	6.000 (0.236")	None	Flanged (FF)	P-050T-018-100FF-AS-N-060
18	28.64 (1.13")	16.0 (0.63")	6.000 (0.236")	None	Flanged (FF)	P-050T-018-160FF-AS-N-060
18	28.64 (1.13")	25.0 (0.98")	6.000 (0.236")	None	Flanged (FF)	P-050T-018-250FF-AS-N-060
19	30.23 (1.19")	10.0 (0.39")	6.000 (0.236")	Set Screws (2)	Flanged (FF)	* P-050T-019-100FF-AL-G-060
19	30.23 (1.19")	10.0 (0.39")	6.000 (0.236")	None	Flanged (FF)	* P-050T-019-100FF-AS-N-060
19	30.23 (1.19")	16.0 (0.63")	6.000 (0.236")	None	Flanged (FF)	P-050T-019-160FF-AS-N-060
19	30.23 (1.19")	25.0 (0.98")	6.000 (0.236")	None	Flanged (FF)	P-050T-019-250FF-AS-N-060
20	31.82 (1.25")	10.0 (0.39")	6.000 (0.236")	Set Screws (2)	Flanged (FF)	* P-050T-020-100FF-AL-G-060
20	31.82 (1.25")	10.0 (0.39")	6.000 (0.236")	None	Flanged (FF)	P-050T-020-100FF-AS-N-060
20	31.82 (1.25")	16.0 (0.63")	6.000 (0.236")	None	Flanged (FF)	P-050T-020-160FF-AS-N-060
20	31.82 (1.25")	25.0 (0.98")	6.000 (0.236")	None	Flanged (FF)	P-050T-020-250FF-AS-N-060
22	35.00 (1.38")	10.0 (0.39")	6.000 (0.236")	Set Screws (2)	Flanged (FF)	* P-050T-022-100FF-AL-G-060
22	35.00 (1.38")	10.0 (0.39")	6.000 (0.236")	None	Flanged (FF)	P-050T-022-100FF-AS-N-060
22	35.00 (1.38")	16.0 (0.63")	6.000 (0.236")	None	Flanged (FF)	P-050T-022-160FF-AS-N-060
22	35.00 (1.38")	25.0 (0.98")	6.000 (0.236")	None	Flanged (FF)	P-050T-022-250FF-AS-N-060
24	38.18 (1.50")	10.0 (0.39")	6.000 (0.236")	Set Screws (2)	Flanged (FF)	* P-050T-024-100FF-AL-G-060
24	38.18 (1.50")	10.0 (0.39")	6.000 (0.236")	None	Flanged (FF)	P-050T-024-100FF-AS-N-060
24	38.18 (1.50")	16.0 (0.63")	6.000 (0.236")	None	Flanged (FF)	P-050T-024-160FF-AS-N-060
24	38.18 (1.50")	25.0 (0.98")	6.000 (0.236")	None	Flanged (FF)	P-050T-024-250FF-AS-N-060
25	39.77 (1.57")	10.0 (0.39")	6.000 (0.236")	Set Screws (2)	Flanged (FF)	** P-050T-025-100FF-AL-G-060
25	39.77 (1.57")	10.0 (0.39")	6.000 (0.236")	None	Flanged (FF)	P-050T-025-100FF-AS-N-060
25	39.77 (1.57")	16.0 (0.63")	6.000 (0.236")	None	Flanged (FF)	P-050T-025-160FF-AS-N-060
25	39.77 (1.57")	25.0 (0.98")	6.000 (0.236")	None	Flanged (FF)	P-050T-025-250FF-AS-N-060
26	41.36 (1.63")	10.0 (0.39")	6.000 (0.236")	Set Screws (2)	Flanged (FF)	* P-050T-026-100FF-AL-G-060
26	41.36 (1.63")	10.0 (0.39")	6.000 (0.236")	None	Flanged (FF)	P-050T-026-100FF-AS-N-060
26	41.36 (1.63")	16.0 (0.63")	6.000 (0.236")	None	Flanged (FF)	P-050T-026-160FF-AS-N-060
26	41.36 (1.63")	25.0 (0.98")	6.000 (0.236")	None	Flanged (FF)	P-050T-026-250FF-AS-N-060
27	42.95 (1.69")	10.0 (0.39")	8.000 (0.315")	Set Screws (2)	Flanged (FF)	* P-050T-027-100FF-AL-G-080
27	42.95 (1.69")	10.0 (0.39")	8.000 (0.315")	None	Flanged (FF)	P-050T-027-100FF-AS-N-080
27	42.95 (1.69")	16.0 (0.63")	8.000 (0.315")	None	Flanged (FF)	P-050T-027-160FF-AS-N-080
27	42.95 (1.69")	25.0 (0.98")	8.000 (0.315")	None	Flanged (FF)	P-050T-027-250FF-AS-N-080
28	44.54 (1.75")	10.0 (0.39")	8.000 (0.315")	Set Screws (2)	Flanged (FF)	* P-050T-028-100FF-AL-G-080
30	47.73 (1.88")	10.0 (0.39")	8.000 (0.315")	Set Screws (2)	Flanged (FF)	* P-050T-030-100FF-AL-G-080
30	47.73 (1.88")	10.0 (0.39")	8.000 (0.315")	None	Flanged (FF)	P-050T-030-100FF-AS-N-080
30	47.73 (1.88")	16.0 (0.63")	8.000 (0.315")	None	Flanged (FF)	P-050T-030-160FF-AS-N-080
30	47.73 (1.88")	25.0 (0.98")	8.000 (0.315")	None	Flanged (FF)	P-050T-030-250FF-AS-N-080
32	50.91 (2.00")	10.0 (0.39")	8.000 (0.315")	Set Screws (2)	Flanged (FF)	* P-050T-032-100FF-AL-G-080
32	50.91 (2.00")	10.0 (0.39")	8.000 (0.315")	None	Flanged (FF)	P-050T-032-100FF-AS-N-080
32	50.91 (2.00")	16.0 (0.63")	8.000 (0.315")	None	Flanged (FF)	P-050T-032-160FF-AS-N-080
32	50.91 (2.00")	25.0 (0.98")	8.000 (0.315")	None	Flanged (FF)	P-050T-032-250FF-AS-N-080
36	57.27 (2.25")	10.0 (0.39")	8.000 (0.315")	Set Screws (2)	Flanged (FF)	* P-050T-036-100FF-AL-G-080
36	57.27 (2.25")	10.0 (0.39")	8.000 (0.315")	None	Flanged (FF)	P-050T-036-100FF-AS-N-080
36	57.27 (2.25")	16.0 (0.63")	8.000 (0.315")	None	Flanged (FF)	P-050T-036-160FF-AL-N-080
36	57.27 (2.25")	25.0 (0.98")	8.000 (0.315")	None	Flanged (FF)	P-050T-036-250FF-AS-N-080
40	63.63 (2.51")	10.0 (0.39")	8.000 (0.315")	Set Screws (2)	Flanged (FF)	* P-050T-040-100FF-AL-G-080
40	63.63 (2.51")	10.0 (0.39")	8.000 (0.315")	None	Flanged (FF)	P-050T-040-100FF-AS-N-080
40	63.63 (2.51")	16.0 (0.63")	8.000 (0.315")	None	Flanged (FF)	P-050T-040-160FF-AS-N-080
40	63.63 (2.51")	25.0 (0.98")	8.000 (0.315")	None	Flanged (FF)	P-050T-040-250FF-AS-N-080
42	66.82 (2.63")	10.0 (0.39")	8.000 (0.315")	Set Screws (2)	Flanged (FF)	* P-050T-042-100FF-AL-G-080
44	70.00 (2.76")	10.0 (0.39")	8.000 (0.315")	None	Unflanged (P)	* P-050T-044-100P-AL-N-080
48	76.36 (3.01")	10.0 (0.39")	8.000 (0.315")	None	Unflanged (P)	P-050T-048-100P-AS-N-080

 Stocked or Short Delivery

 Usually Available Short Delivery

 Long delivery or not in current production

\* Large Minimum Quantities

\*\* Available only while stock lasts

## 5mm - T5 Trapezoidal Through Bore

All dimensions are shown as mm (inches)

Teeth	Pitch Dia. (PD)	Max Belt Width	Bore (d)	Locking Type	Type	Part Number
48	76.36 (3.01")	16.0 (0.63")	8.000 (0.315")	None	Unflanged (P)	P-050T-048-160P-AS-N-080
48	76.36 (3.01")	25.0 (0.98")	8.000 (0.315")	None	Unflanged (P)	P-050T-048-250P-AS-N-080
60	95.45 (3.76")	10.0 (0.39")	8.000 (0.315")	None	Unflanged (P)	P-050T-060-100P-AS-N-080
60	95.45 (3.76")	16.0 (0.63")	8.000 (0.315")	None	Unflanged (P)	P-050T-060-160P-AS-N-080
60	95.45 (3.76")	25.0 (0.98")	8.000 (0.315")	None	Unflanged (P)	P-050T-060-250P-AS-N-080

## 5.08mm (1/5 in.) - XL Trapezoidal Through Bore

All dimensions are shown as mm (inches)

Teeth	Pitch Dia. (PD)	Max Belt Width	Bore (d)	Locking Type	Type	Part Number
10	16.16 (0.64")	6.4 (0.25")	4.763 (0.188")	Set Screw	Flanged (FF)	P-XL-010-064FF-AL-G-048
10	16.16 (0.64")	6.4 (0.25")	6.000 (0.236")	Set Screw	Flanged (FF)	P-XL-010-064FF-AL-G-060
10	16.16 (0.64")	6.4 (0.25")	6.350 (0.250")	Set Screw	Flanged (FF)	P-XL-010-064FF-AL-G-064
10	16.16 (0.64")	9.5 (0.37")	4.763 (0.188")	Set Screw	Flanged (FF)	P-XL-010-095FF-AL-G-048
10	16.16 (0.64")	9.5 (0.37")	6.000 (0.236")	Set Screw	Flanged (FF)	P-XL-010-095FF-AL-G-060
10	16.16 (0.64")	9.5 (0.37")	6.350 (0.250")	Set Screw	Flanged (FF)	P-XL-010-095FF-AL-G-064
10	16.16 (0.64")	9.5 (0.37")	4.763 (0.188")	Set Screw In Face	Flanged (FF)	P-XL-010-095FF-AL-GN-048
10	16.16 (0.64")	9.5 (0.37")	6.000 (0.236")	Set Screw In Face	Flanged (FF)	P-XL-010-095FF-AL-GN-060
10	16.16 (0.64")	9.5 (0.37")	6.350 (0.250")	Set Screw In Face	Flanged (FF)	P-XL-010-095FF-AL-GN-064
10	16.16 (0.64")	9.5 (0.37")	4.762 (0.187")	Set Screw	Flanged (FF)	P-XL-010-095FF-SB-G-048
10	16.16 (0.64")	9.5 (0.37")	6.350 (0.250")	Set Screw	Flanged (FF)	P-XL-010-095FF-SB-G-064
10	16.16 (0.64")	9.5 (0.37")	6.000 (0.236")	Set Screw In Face	Flanged (FF)	* P-XL-010-095FF-SB-GN-060
10	16.16 (0.64")	9.5 (0.37")	4.763 (0.188")	Set Screw	Unflanged (P)	P-XL-010-095P-AL-G-048
10	16.16 (0.64")	9.5 (0.37")	6.000 (0.236")	Set Screw	Unflanged (P)	P-XL-010-095P-AL-G-060
10	16.16 (0.64")	9.5 (0.37")	6.350 (0.250")	Set Screw	Unflanged (P)	* P-XL-010-095P-AL-G-064
11	17.78 (0.70")	6.4 (0.25")	4.763 (0.188")	Set Screw	Flanged (FF)	P-XL-011-064FF-AL-G-048
11	17.78 (0.70")	6.4 (0.25")	6.000 (0.236")	Set Screw	Flanged (FF)	P-XL-011-064FF-AL-G-060
11	17.78 (0.70")	6.4 (0.25")	6.350 (0.250")	Set Screw	Flanged (FF)	P-XL-011-064FF-AL-G-064
11	17.78 (0.70")	9.5 (0.37")	4.763 (0.188")	Set Screw	Flanged (FF)	P-XL-011-095FF-AL-G-048
11	17.78 (0.70")	9.5 (0.37")	6.000 (0.236")	Set Screw	Flanged (FF)	P-XL-011-095FF-AL-G-060
11	17.78 (0.70")	9.5 (0.37")	6.350 (0.250")	Set Screw	Flanged (FF)	P-XL-011-095FF-AL-G-064
11	17.78 (0.70")	9.5 (0.37")	4.763 (0.188")	Set Screw In Face	Flanged (FF)	P-XL-011-095FF-AL-GN-048
11	17.78 (0.70")	9.5 (0.37")	6.000 (0.236")	Set Screw In Face	Flanged (FF)	P-XL-011-095FF-AL-GN-060
11	17.78 (0.70")	9.5 (0.37")	6.350 (0.250")	Set Screw In Face	Flanged (FF)	P-XL-011-095FF-AL-GN-064
11	17.78 (0.70")	9.5 (0.37")	7.938 (0.313")	Set Screw In Face	Flanged (FF)	P-XL-011-095FF-AL-GN-079
11	17.78 (0.70")	9.5 (0.37")	4.762 (0.187")	Set Screw	Flanged (FF)	P-XL-011-095FF-SB-G-048
11	17.78 (0.70")	9.5 (0.37")	6.350 (0.250")	Set Screw	Flanged (FF)	P-XL-011-095FF-SB-G-064
11	17.78 (0.70")	9.5 (0.37")	6.000 (0.236")	Set Screw In Face	Flanged (FF)	* P-XL-011-095FF-SB-GN-060
11	17.78 (0.70")	9.5 (0.37")	4.763 (0.188")	Set Screw	Unflanged (P)	P-XL-011-095P-AL-G-048
11	17.78 (0.70")	9.5 (0.37")	6.000 (0.236")	Set Screw	Unflanged (P)	P-XL-011-095P-AL-G-060
11	17.78 (0.70")	9.5 (0.37")	6.350 (0.250")	Set Screw	Unflanged (P)	* P-XL-011-095P-AL-G-064
12	19.40 (0.76")	6.4 (0.25")	4.763 (0.188")	Set Screw	Flanged (FF)	P-XL-012-064FF-AL-G-048
12	19.40 (0.76")	6.4 (0.25")	6.000 (0.236")	Set Screw	Flanged (FF)	P-XL-012-064FF-AL-G-060
12	19.40 (0.76")	6.4 (0.25")	6.350 (0.250")	Set Screw	Flanged (FF)	P-XL-012-064FF-AL-G-064
12	19.40 (0.76")	6.4 (0.25")	7.938 (0.313")	Set Screw	Flanged (FF)	P-XL-012-064FF-AL-G-079
12	19.40 (0.76")	9.5 (0.37")	4.763 (0.188")	Set Screw	Flanged (FF)	P-XL-012-095FF-AL-G-048
12	19.40 (0.76")	9.5 (0.37")	6.000 (0.236")	Set Screw	Flanged (FF)	P-XL-012-095FF-AL-G-060
12	19.40 (0.76")	9.5 (0.37")	6.350 (0.250")	Set Screw	Flanged (FF)	P-XL-012-095FF-AL-G-064
12	19.40 (0.76")	9.5 (0.37")	7.938 (0.313")	Set Screw	Flanged (FF)	P-XL-012-095FF-AL-G-079
12	19.40 (0.76")	9.5 (0.37")	4.763 (0.188")	Set Screw In Face	Flanged (FF)	P-XL-012-095FF-AL-GN-048
12	19.40 (0.76")	9.5 (0.37")	6.000 (0.236")	Set Screw In Face	Flanged (FF)	P-XL-012-095FF-AL-GN-060
12	19.40 (0.76")	9.5 (0.37")	6.350 (0.250")	Set Screw In Face	Flanged (FF)	P-XL-012-095FF-AL-GN-064
12	19.40 (0.76")	9.5 (0.37")	7.938 (0.313")	Set Screw In Face	Flanged (FF)	P-XL-012-095FF-AL-GN-079
12	19.40 (0.76")	9.5 (0.37")	4.762 (0.187")	Set Screw	Flanged (FF)	P-XL-012-095FF-SB-G-048
12	19.40 (0.76")	9.5 (0.37")	6.350 (0.250")	Set Screw	Flanged (FF)	P-XL-012-095FF-SB-G-064
12	19.40 (0.76")	9.5 (0.37")	7.938 (0.313")	Set Screw	Flanged (FF)	P-XL-012-095FF-SB-G-079

Stocked or Short Delivery

Usually Available Short Delivery

Long delivery or not in current production

\* Large Minimum Quantities

\*\* Available only while stock lasts


Page 43 of 82

E&OE


# 5.08mm (1/5 in.) - XL Trapezoidal Through Bore

All dimensions are shown as mm (inches)

Teeth	Pitch Dia. (PD)	Max Belt Width	Bore (d)	Locking Type	Type	Part Number
12	19.40 (0.76")	9.5 (0.37")	6.000 (0.236")	Set Screw In Face	Flanged (FF)	* P-XL-012-095FF-SB-GN-060
12	19.40 (0.76")	9.5 (0.37")	4.763 (0.188")	Set Screw	Unflanged (P)	P-XL-012-095P-AL-G-048
12	19.40 (0.76")	9.5 (0.37")	6.000 (0.236")	Set Screw	Unflanged (P)	P-XL-012-095P-AL-G-060
12	19.40 (0.76")	9.5 (0.37")	6.350 (0.250")	Set Screw	Unflanged (P)	* P-XL-012-095P-AL-G-064
13	21.01 (0.83")	6.4 (0.25")	6.350 (0.250")	Set Screw	Flanged (FF)	P-XL-013-064FF-AL-G-064
13	21.01 (0.83")	6.4 (0.25")	7.938 (0.313")	Set Screw	Flanged (FF)	P-XL-013-064FF-AL-G-079
13	21.01 (0.83")	6.4 (0.25")	6.350 (0.250")	Set Screw	Flanged (FF)	P-XL-013-095P-AL-G-064
13	21.01 (0.83")	9.5 (0.37")	6.350 (0.250")	Set Screw	Flanged (FF)	P-XL-013-095FF-AL-G-064
13	21.01 (0.83")	9.5 (0.37")	7.938 (0.313")	Set Screw	Flanged (FF)	P-XL-013-095FF-AL-G-079
14	22.63 (0.89")	6.4 (0.25")	6.350 (0.250")	Set Screw	Flanged (FF)	P-XL-014-064FF-AL-G-064
14	22.63 (0.89")	6.4 (0.25")	7.938 (0.313")	Set Screw	Flanged (FF)	P-XL-014-064FF-AL-G-079
14	22.63 (0.89")	6.4 (0.25")	8.000 (0.315")	Set Screw	Flanged (FF)	P-XL-014-064FF-AL-G-080
14	22.63 (0.89")	6.4 (0.25")	9.525 (0.375")	Set Screw	Flanged (FF)	P-XL-014-064FF-AL-G-095
14	22.63 (0.89")	9.5 (0.37")	6.350 (0.250")	Set Screw	Flanged (FF)	P-XL-014-095FF-AL-G-064
14	22.63 (0.89")	9.5 (0.37")	7.938 (0.313")	Set Screw	Flanged (FF)	P-XL-014-095FF-AL-G-079
14	22.63 (0.89")	9.5 (0.37")	8.000 (0.315")	Set Screw	Flanged (FF)	P-XL-014-095FF-AL-G-080
14	22.63 (0.89")	9.5 (0.37")	9.530 (0.375")	Set Screw	Flanged (FF)	P-XL-014-095FF-AL-G-095
14	22.63 (0.89")	9.5 (0.37")	6.350 (0.250")	Set Screw In Face	Flanged (FF)	P-XL-014-095FF-AL-GN-064
14	22.63 (0.89")	9.5 (0.37")	7.938 (0.313")	Set Screw In Face	Flanged (FF)	P-XL-014-095FF-AL-GN-079
14	22.63 (0.89")	9.5 (0.37")	8.000 (0.315")	Set Screw In Face	Flanged (FF)	P-XL-014-095FF-AL-GN-080
14	22.63 (0.89")	9.5 (0.37")	9.525 (0.375")	Set Screw In Face	Flanged (FF)	P-XL-014-095FF-AL-GN-095
14	22.63 (0.89")	9.5 (0.37")	6.350 (0.250")	Set Screw	Flanged (FF)	P-XL-014-095FF-SB-G-064
14	22.63 (0.89")	9.5 (0.37")	7.938 (0.313")	Set Screw	Flanged (FF)	P-XL-014-095FF-SB-G-079
14	22.63 (0.89")	9.5 (0.37")	6.350 (0.250")	Set Screw In Face	Flanged (FF)	* P-XL-014-095FF-SB-GN-064
14	22.63 (0.89")	9.5 (0.37")	8.000 (0.315")	Set Screw In Face	Flanged (FF)	* P-XL-014-095FF-SB-GN-080
14	22.63 (0.89")	9.5 (0.37")	6.350 (0.250")	Set Screw	Unflanged (P)	P-XL-014-095P-AL-G-064
14	22.63 (0.89")	9.5 (0.37")	7.938 (0.313")	Set Screw	Unflanged (P)	* P-XL-014-095P-AL-G-079
14	22.63 (0.89")	9.5 (0.37")	8.000 (0.315")	Set Screw	Unflanged (P)	P-XL-014-095P-AL-G-080
15	24.24 (0.95")	6.4 (0.25")	6.350 (0.250")	Set Screw	Flanged (FF)	P-XL-015-064FF-AL-G-064
15	24.24 (0.95")	6.4 (0.25")	7.938 (0.313")	Set Screw	Flanged (FF)	P-XL-015-064FF-AL-G-079
15	24.24 (0.95")	6.4 (0.25")	8.000 (0.315")	Set Screw	Flanged (FF)	P-XL-015-064FF-AL-G-080
15	24.24 (0.95")	6.4 (0.25")	9.525 (0.375")	Set Screw	Flanged (FF)	P-XL-015-064FF-AL-G-095
15	24.24 (0.95")	6.4 (0.25")	12.700 (0.500")	Set Screw	Flanged (FF)	P-XL-015-064FF-AL-G-127
15	24.24 (0.95")	9.5 (0.37")	6.350 (0.250")	Set Screw	Flanged (FF)	P-XL-015-095FF-AL-G-064
15	24.24 (0.95")	9.5 (0.37")	7.938 (0.313")	Set Screw	Flanged (FF)	P-XL-015-095FF-AL-G-079
15	24.24 (0.95")	9.5 (0.37")	8.000 (0.315")	Set Screw	Flanged (FF)	P-XL-015-095FF-AL-G-080
15	24.24 (0.95")	9.5 (0.37")	9.525 (0.375")	Set Screw	Flanged (FF)	P-XL-015-095FF-AL-G-095
15	24.24 (0.95")	9.5 (0.37")	10.000 (0.394")	Set Screw	Flanged (FF)	* P-XL-015-095FF-AL-G-100
15	24.24 (0.95")	9.5 (0.37")	12.700 (0.500")	Set Screw	Flanged (FF)	P-XL-015-095FF-AL-G-127
15	24.24 (0.95")	9.5 (0.37")	6.350 (0.250")	Set Screw In Face	Flanged (FF)	P-XL-015-095FF-AL-GN-064
15	24.24 (0.95")	9.5 (0.37")	7.938 (0.313")	Set Screw In Face	Flanged (FF)	P-XL-015-095FF-AL-GN-079
15	24.24 (0.95")	9.5 (0.37")	8.000 (0.315")	Set Screw In Face	Flanged (FF)	P-XL-015-095FF-AL-GN-080
15	24.24 (0.95")	9.5 (0.37")	9.525 (0.375")	Set Screw In Face	Flanged (FF)	P-XL-015-095FF-AL-GN-095
15	24.24 (0.95")	9.5 (0.37")	12.700 (0.500")	Set Screw In Face	Flanged (FF)	P-XL-015-095FF-AL-GN-127
15	24.24 (0.95")	9.5 (0.37")	6.350 (0.250")	Set Screw	Flanged (FF)	P-XL-015-095FF-SB-G-064
15	24.24 (0.95")	9.5 (0.37")	7.938 (0.313")	Set Screw	Flanged (FF)	P-XL-015-095FF-SB-G-079
15	24.24 (0.95")	9.5 (0.37")	9.525 (0.375")	Set Screw	Flanged (FF)	P-XL-015-095FF-SB-G-095
15	24.24 (0.95")	9.5 (0.37")	12.700 (0.500")	Set Screw	Flanged (FF)	P-XL-015-095FF-SB-G-127
15	24.24 (0.95")	9.5 (0.37")	8.000 (0.315")	Set Screw In Face	Flanged (FF)	* P-XL-015-095FF-SB-GN-080
15	24.24 (0.95")	9.5 (0.37")	6.350 (0.250")	Set Screw	Unflanged (P)	P-XL-015-095P-AL-G-064
15	24.24 (0.95")	9.5 (0.37")	7.938 (0.313")	Set Screw	Unflanged (P)	* P-XL-015-095P-AL-G-079
15	24.24 (0.95")	9.5 (0.37")	8.000 (0.315")	Set Screw	Unflanged (P)	P-XL-015-095P-AL-G-080
15	24.24 (0.95")	9.5 (0.37")	9.525 (0.375")	Set Screw	Unflanged (P)	* P-XL-015-095P-AL-G-095
16	25.86 (1.02")	6.4 (0.25")	6.350 (0.250")	Set Screw	Flanged (FF)	P-XL-016-064FF-AL-G-064

 Stocked or Short Delivery

 Usually Available Short Delivery

 Long delivery or not in current production


\* Large Minimum Quantities

\*\* Available only while stock lasts


# 5.08mm (1/5 in.) - XL Trapezoidal Through Bore

All dimensions are shown as mm (inches)

Teeth	Pitch Dia. (PD)	Max Belt Width	Bore (d)	Locking Type	Type	Part Number
16	25.86 (1.02")	6.4 (0.25")	7.938 (0.313")	Set Screw	Flanged (FF)	P-XL-016-064FF-AL-G-079
16	25.86 (1.02")	6.4 (0.25")	8.000 (0.315")	Set Screw	Flanged (FF)	P-XL-016-064FF-AL-G-080
16	25.86 (1.02")	6.4 (0.25")	9.525 (0.375")	Set Screw	Flanged (FF)	P-XL-016-064FF-AL-G-095
16	25.86 (1.02")	6.4 (0.25")	12.700 (0.500")	Set Screw	Flanged (FF)	P-XL-016-064FF-AL-G-127
16	25.86 (1.02")	9.5 (0.37")	6.350 (0.250")	Set Screw	Flanged (FF)	P-XL-016-095FF-AL-G-064
16	25.86 (1.02")	9.5 (0.37")	7.938 (0.313")	Set Screw	Flanged (FF)	P-XL-016-095FF-AL-G-079
16	25.86 (1.02")	9.5 (0.37")	8.000 (0.315")	Set Screw	Flanged (FF)	P-XL-016-095FF-AL-G-080
16	25.86 (1.02")	9.5 (0.37")	9.525 (0.375")	Set Screw	Flanged (FF)	P-XL-016-095FF-AL-G-095
16	25.86 (1.02")	9.5 (0.37")	12.700 (0.500")	Set Screw	Flanged (FF)	P-XL-016-095FF-AL-G-127
16	25.86 (1.02")	9.5 (0.37")	6.350 (0.250")	Set Screw In Face	Flanged (FF)	P-XL-016-095FF-AL-GN-064
16	25.86 (1.02")	9.5 (0.37")	7.938 (0.313")	Set Screw In Face	Flanged (FF)	P-XL-016-095FF-AL-GN-079
16	25.86 (1.02")	9.5 (0.37")	8.000 (0.315")	Set Screw In Face	Flanged (FF)	P-XL-016-095FF-AL-GN-080
16	25.86 (1.02")	9.5 (0.37")	9.525 (0.375")	Set Screw In Face	Flanged (FF)	P-XL-016-095FF-AL-GN-095
16	25.86 (1.02")	9.5 (0.37")	12.700 (0.500")	Set Screw In Face	Flanged (FF)	P-XL-016-095FF-AL-GN-127
16	25.86 (1.02")	9.5 (0.37")	6.350 (0.250")	Set Screw	Flanged (FF)	P-XL-016-095FF-SB-G-064
16	25.86 (1.02")	9.5 (0.37")	7.938 (0.313")	Set Screw	Flanged (FF)	P-XL-016-095FF-SB-G-079
16	25.86 (1.02")	9.5 (0.37")	9.525 (0.375")	Set Screw	Flanged (FF)	P-XL-016-095FF-SB-G-095
16	25.86 (1.02")	9.5 (0.37")	8.000 (0.315")	Set Screw In Face	Flanged (FF)	* P-XL-016-095FF-SB-GN-080
16	25.86 (1.02")	9.5 (0.37")	6.350 (0.250")	Set Screw	Unflanged (P)	P-XL-016-095P-AL-G-064
16	25.86 (1.02")	9.5 (0.37")	7.938 (0.313")	Set Screw	Unflanged (P)	* P-XL-016-095P-AL-G-079
16	25.86 (1.02")	9.5 (0.37")	8.000 (0.315")	Set Screw	Unflanged (P)	P-XL-016-095P-AL-G-080
17	27.48 (1.08")	9.5 (0.37")	6.350 (0.250")	Set Screw	Flanged (FF)	P-XL-017-095FF-AL-G-064
17	27.48 (1.08")	9.5 (0.37")	7.938 (0.313")	Set Screw	Flanged (FF)	P-XL-017-095FF-AL-G-079
17	27.48 (1.08")	9.5 (0.37")	9.525 (0.375")	Set Screw	Flanged (FF)	P-XL-017-095FF-AL-G-095
17	27.48 (1.08")	9.5 (0.37")	12.700 (0.500")	Set Screw	Flanged (FF)	P-XL-017-095FF-AL-G-127
17	27.48 (1.08")	9.5 (0.37")	6.350 (0.250")	Set Screw	Unflanged (P)	P-XL-017-095P-AL-G-064
18	29.09 (1.15")	6.4 (0.25")	6.350 (0.250")	Set Screw	Flanged (FF)	P-XL-018-064FF-AL-G-064
18	29.09 (1.15")	6.4 (0.25")	7.938 (0.313")	Set Screw	Flanged (FF)	P-XL-018-064FF-AL-G-079
18	29.09 (1.15")	6.4 (0.25")	8.000 (0.315")	Set Screw	Flanged (FF)	P-XL-018-064FF-AL-G-080
18	29.09 (1.15")	6.4 (0.25")	9.525 (0.375")	Set Screw	Flanged (FF)	P-XL-018-064FF-AL-G-095
18	29.09 (1.15")	6.4 (0.25")	12.700 (0.500")	Set Screw	Flanged (FF)	P-XL-018-064FF-AL-G-127
18	29.09 (1.15")	9.5 (0.37")	6.350 (0.250")	Set Screw	Flanged (FF)	P-XL-018-095FF-AL-G-064
18	29.09 (1.15")	9.5 (0.37")	7.938 (0.313")	Set Screw	Flanged (FF)	P-XL-018-095FF-AL-G-079
18	29.09 (1.15")	9.5 (0.37")	8.000 (0.315")	Set Screw	Flanged (FF)	P-XL-018-095FF-AL-G-080
18	29.09 (1.15")	9.5 (0.37")	9.525 (0.375")	Set Screw	Flanged (FF)	P-XL-018-095FF-AL-G-095
18	29.09 (1.15")	9.5 (0.37")	12.700 (0.500")	Set Screw	Flanged (FF)	P-XL-018-095FF-AL-G-127
18	29.09 (1.15")	9.5 (0.37")	6.350 (0.250")	Set Screw In Face	Flanged (FF)	P-XL-018-095FF-AL-GN-064
18	29.09 (1.15")	9.5 (0.37")	7.938 (0.313")	Set Screw In Face	Flanged (FF)	P-XL-018-095FF-AL-GN-079
18	29.09 (1.15")	9.5 (0.37")	8.000 (0.315")	Set Screw In Face	Flanged (FF)	P-XL-018-095FF-AL-GN-080
18	29.09 (1.15")	9.5 (0.37")	9.525 (0.375")	Set Screw In Face	Flanged (FF)	P-XL-018-095FF-AL-GN-095
18	29.09 (1.15")	9.5 (0.37")	12.700 (0.500")	Set Screw In Face	Flanged (FF)	P-XL-018-095FF-AL-GN-127
18	29.09 (1.15")	9.5 (0.37")	6.350 (0.250")	Set Screw	Flanged (FF)	P-XL-018-095FF-SB-G-064
18	29.09 (1.15")	9.5 (0.37")	7.938 (0.313")	Set Screw	Flanged (FF)	P-XL-018-095FF-SB-G-079
18	29.09 (1.15")	9.5 (0.37")	9.525 (0.375")	Set Screw	Flanged (FF)	P-XL-018-095FF-SB-G-095
18	29.09 (1.15")	9.5 (0.37")	12.700 (0.500")	Set Screw	Flanged (FF)	P-XL-018-095FF-SB-G-127
18	29.09 (1.15")	9.5 (0.37")	8.000 (0.315")	Set Screw In Face	Flanged (FF)	* P-XL-018-095FF-SB-GN-080
18	29.09 (1.15")	9.5 (0.37")	6.350 (0.250")	Set Screw	Unflanged (P)	P-XL-018-095P-AL-G-064
18	29.09 (1.15")	9.5 (0.37")	7.938 (0.313")	Set Screw	Unflanged (P)	* P-XL-018-095P-AL-G-079
18	29.09 (1.15")	9.5 (0.37")	8.000 (0.315")	Set Screw	Unflanged (P)	P-XL-018-095P-AL-G-080
18	29.09 (1.15")	9.5 (0.37")	9.525 (0.375")	Set Screw	Unflanged (P)	* P-XL-018-095P-AL-G-095
19	30.71 (1.21")	9.5 (0.37")	6.350 (0.250")	Set Screw	Flanged (FF)	P-XL-019-095FF-AL-G-064
19	30.71 (1.21")	9.5 (0.37")	7.938 (0.313")	Set Screw	Flanged (FF)	P-XL-019-095FF-AL-G-079
19	30.71 (1.21")	9.5 (0.37")	9.525 (0.375")	Set Screw	Flanged (FF)	P-XL-019-095FF-AL-G-095
19	30.71 (1.21")	9.5 (0.37")	12.700 (0.500")	Set Screw	Flanged (FF)	P-XL-019-095FF-AL-G-127

 Stocked or Short Delivery

 Usually Available Short Delivery

 Long delivery or not in current production


\* Large Minimum Quantities

\*\* Available only while stock lasts


# 5.08mm (1/5 in.) - XL Trapezoidal Through Bore

All dimensions are shown as mm (inches)

Teeth	Pitch Dia. (PD)	Max Belt Width	Bore (d)	Locking Type	Type	Part Number
19	30.71 (1.21")	9.5 (0.37")	6.350 (0.250")	Set Screw	Unflanged (P)	P-XL-019-095P-AL-G-064
20	32.33 (1.27")	6.4 (0.25")	6.350 (0.250")	Set Screw	Flanged (FF)	P-XL-020-064FF-AL-G-064
20	32.33 (1.27")	6.4 (0.25")	7.938 (0.313")	Set Screw	Flanged (FF)	P-XL-020-064FF-AL-G-079
20	32.33 (1.27")	6.4 (0.25")	8.000 (0.315")	Set Screw	Flanged (FF)	P-XL-020-064FF-AL-G-080
20	32.33 (1.27")	6.4 (0.25")	9.525 (0.375")	Set Screw	Flanged (FF)	P-XL-020-064FF-AL-G-095
20	32.33 (1.27")	6.4 (0.25")	12.700 (0.500")	Set Screw	Flanged (FF)	P-XL-020-064FF-AL-G-127
20	32.33 (1.27")	9.5 (0.37")	6.350 (0.250")	Set Screw	Flanged (FF)	P-XL-020-095FF-AL-G-064
20	32.33 (1.27")	9.5 (0.37")	7.938 (0.313")	Set Screw	Flanged (FF)	P-XL-020-095FF-AL-G-079
20	32.33 (1.27")	9.5 (0.37")	8.000 (0.315")	Set Screw	Flanged (FF)	P-XL-020-095FF-AL-G-080
20	32.33 (1.27")	9.5 (0.37")	9.525 (0.375")	Set Screw	Flanged (FF)	P-XL-020-095FF-AL-G-095
20	32.33 (1.27")	9.5 (0.37")	12.700 (0.500")	Set Screw	Flanged (FF)	P-XL-020-095FF-AL-G-127
20	32.33 (1.27")	9.5 (0.37")	6.350 (0.250")	Set Screw In Face	Flanged (FF)	P-XL-020-095FF-AL-GN-064
20	32.33 (1.27")	9.5 (0.37")	7.938 (0.313")	Set Screw In Face	Flanged (FF)	P-XL-020-095FF-AL-GN-079
20	32.33 (1.27")	9.5 (0.37")	8.000 (0.315")	Set Screw In Face	Flanged (FF)	P-XL-020-095FF-AL-GN-080
20	32.33 (1.27")	9.5 (0.37")	9.525 (0.375")	Set Screw In Face	Flanged (FF)	P-XL-020-095FF-AL-GN-095
20	32.33 (1.27")	9.5 (0.37")	12.700 (0.500")	Set Screw In Face	Flanged (FF)	P-XL-020-095FF-AL-GN-127
20	32.33 (1.27")	9.5 (0.37")	15.875 (0.625")	Set Screw In Face	Flanged (FF)	P-XL-020-095FF-AL-GN-159
20	32.33 (1.27")	9.5 (0.37")	6.350 (0.250")	Set Screw	Flanged (FF)	P-XL-020-095FF-SB-G-064
20	32.33 (1.27")	9.5 (0.37")	7.938 (0.313")	Set Screw	Flanged (FF)	P-XL-020-095FF-SB-G-079
20	32.33 (1.27")	9.5 (0.37")	9.525 (0.375")	Set Screw	Flanged (FF)	P-XL-020-095FF-SB-G-095
20	32.33 (1.27")	9.5 (0.37")	12.700 (0.500")	Set Screw	Flanged (FF)	P-XL-020-095FF-SB-G-127
20	32.33 (1.27")	9.5 (0.37")	7.938 (0.313")	Set Screw In Face	Flanged (FF)	* P-XL-020-095FF-SB-GN-079
20	32.33 (1.27")	9.5 (0.37")	8.000 (0.315")	Set Screw In Face	Flanged (FF)	* P-XL-020-095FF-SB-GN-080
20	32.33 (1.27")	9.5 (0.37")	9.525 (0.375")	Set Screw In Face	Flanged (FF)	* P-XL-020-095FF-SB-GN-095
20	32.33 (1.27")	9.5 (0.37")	6.350 (0.250")	Set Screw	Unflanged (P)	P-XL-020-095P-AL-G-064
20	32.33 (1.27")	9.5 (0.37")	7.938 (0.313")	Set Screw	Unflanged (P)	* P-XL-020-095P-AL-G-079
20	32.33 (1.27")	9.5 (0.37")	8.000 (0.315")	Set Screw	Unflanged (P)	P-XL-020-095P-AL-G-080
20	32.33 (1.27")	9.5 (0.37")	9.525 (0.375")	Set Screw	Unflanged (P)	* P-XL-020-095P-AL-G-095
21	33.94 (1.34")	6.4 (0.25")	6.350 (0.250")	Set Screw	Flanged (FF)	P-XL-021-064FF-AL-G-064
21	33.94 (1.34")	6.4 (0.25")	7.938 (0.313")	Set Screw	Flanged (FF)	P-XL-021-064FF-AL-G-079
21	33.94 (1.34")	6.4 (0.25")	9.525 (0.375")	Set Screw	Flanged (FF)	P-XL-021-064FF-AL-G-095
21	33.94 (1.34")	6.4 (0.25")	12.700 (0.500")	Set Screw	Flanged (FF)	P-XL-021-064FF-AL-G-127
21	33.94 (1.34")	9.5 (0.37")	6.350 (0.250")	Set Screw	Flanged (FF)	P-XL-021-095FF-AL-G-064
21	33.94 (1.34")	9.5 (0.37")	7.938 (0.313")	Set Screw	Flanged (FF)	P-XL-021-095FF-AL-G-079
21	33.94 (1.34")	9.5 (0.37")	9.525 (0.375")	Set Screw	Flanged (FF)	P-XL-021-095FF-AL-G-095
21	33.94 (1.34")	9.5 (0.37")	12.700 (0.500")	Set Screw	Flanged (FF)	P-XL-021-095FF-AL-G-127
21	33.94 (1.34")	9.5 (0.37")	6.350 (0.250")	Set Screw In Face	Flanged (FF)	P-XL-021-095FF-AL-GN-064
21	33.94 (1.34")	9.5 (0.37")	7.938 (0.313")	Set Screw In Face	Flanged (FF)	P-XL-021-095FF-AL-GN-079
21	33.94 (1.34")	9.5 (0.37")	9.525 (0.375")	Set Screw In Face	Flanged (FF)	P-XL-021-095FF-AL-GN-095
21	33.94 (1.34")	9.5 (0.37")	12.700 (0.500")	Set Screw In Face	Flanged (FF)	P-XL-021-095FF-AL-GN-127
21	33.94 (1.34")	9.5 (0.37")	6.350 (0.250") Unfinished	None	Flanged (FF)	P-XL-021-095FF-SB-G-064
21	33.94 (1.34")	9.5 (0.37")	7.938 (0.313")	Set Screw	Flanged (FF)	* P-XL-021-095FF-SB-G-079
21	33.94 (1.34")	9.5 (0.37")	7.938 (0.313")	Set Screw In Face	Flanged (FF)	* P-XL-021-095FF-SB-GN-079
21	33.94 (1.34")	9.5 (0.37")	6.350 (0.250")	Set Screw	Unflanged (P)	P-XL-021-095P-AL-G-064
21	33.94 (1.34")	9.5 (0.37")	7.938 (0.313")	Set Screw	Unflanged (P)	* P-XL-021-095P-AL-G-079
22	35.56 (1.40")	6.4 (0.25")	6.350 (0.250")	Set Screw	Flanged (FF)	P-XL-022-064FF-AL-G-064
22	35.56 (1.40")	6.4 (0.25")	7.938 (0.313")	Set Screw	Flanged (FF)	P-XL-022-064FF-AL-G-079
22	35.56 (1.40")	6.4 (0.25")	8.000 (0.315")	Set Screw	Flanged (FF)	P-XL-022-064FF-AL-G-080
22	35.56 (1.40")	6.4 (0.25")	9.525 (0.375")	Set Screw	Flanged (FF)	P-XL-022-064FF-AL-G-095
22	35.56 (1.40")	6.4 (0.25")	12.700 (0.500")	Set Screw	Flanged (FF)	P-XL-022-064FF-AL-G-127
22	35.56 (1.40")	9.5 (0.37")	6.350 (0.250")	Set Screw	Flanged (FF)	P-XL-022-095FF-AL-G-064
22	35.56 (1.40")	9.5 (0.37")	7.938 (0.313")	Set Screw	Flanged (FF)	P-XL-022-095FF-AL-G-079
22	35.56 (1.40")	9.5 (0.37")	8.000 (0.315")	Set Screw	Flanged (FF)	P-XL-022-095FF-AL-G-080

 Stocked or Short Delivery

 Usually Available Short Delivery

 Long delivery or not in current production


\* Large Minimum Quantities

\*\* Available only while stock lasts


# 5.08mm (1/5 in.) - XL Trapezoidal Through Bore

All dimensions are shown as mm (inches)

Teeth	Pitch Dia. (PD)	Max Belt Width	Bore (d)	Locking Type	Type	Part Number
22	35.56 (1.40")	9.5 (0.37")	9.525 (0.375")	Set Screw	Flanged (FF)	P-XL-022-095FF-AL-G-095
22	35.56 (1.40")	9.5 (0.37")	12.700 (0.500")	Set Screw	Flanged (FF)	P-XL-022-095FF-AL-G-127
22	35.56 (1.40")	9.5 (0.37")	6.350 (0.250")	Set Screw In Face	Flanged (FF)	P-XL-022-095FF-AL-GN-064
22	35.56 (1.40")	9.5 (0.37")	7.938 (0.313")	Set Screw In Face	Flanged (FF)	P-XL-022-095FF-AL-GN-079
22	35.56 (1.40")	9.5 (0.37")	8.000 (0.315")	Set Screw In Face	Flanged (FF)	P-XL-022-095FF-AL-GN-080
22	35.56 (1.40")	9.5 (0.37")	9.525 (0.375")	Set Screw In Face	Flanged (FF)	P-XL-022-095FF-AL-GN-095
22	35.56 (1.40")	9.5 (0.37")	12.700 (0.500")	Set Screw In Face	Flanged (FF)	P-XL-022-095FF-AL-GN-127
22	35.56 (1.40")	9.5 (0.37")	6.350 (0.250")	Set Screw	Flanged (FF)	P-XL-022-095FF-SB-G-064
22	35.56 (1.40")	9.5 (0.37")	7.938 (0.313")	Set Screw	Flanged (FF)	P-XL-022-095FF-SB-G-079
22	35.56 (1.40")	9.5 (0.37")	9.525 (0.375")	Set Screw	Flanged (FF)	P-XL-022-095FF-SB-G-095
22	35.56 (1.40")	9.5 (0.37")	12.700 (0.500")	Set Screw	Flanged (FF)	P-XL-022-095FF-SB-G-127
22	35.56 (1.40")	9.5 (0.37")	8.000 (0.315")	Set Screw In Face	Flanged (FF)	* P-XL-022-095FF-SB-GN-080
22	35.56 (1.40")	9.5 (0.37")	6.350 (0.250")	Set Screw	Unflanged (P)	P-XL-022-095P-AL-G-064
22	35.56 (1.40")	9.5 (0.37")	7.938 (0.313")	Set Screw	Unflanged (P)	* P-XL-022-095P-AL-G-079
22	35.56 (1.40")	9.5 (0.37")	8.000 (0.315")	Set Screw	Unflanged (P)	P-XL-022-095P-AL-G-080
22	35.56 (1.40")	9.5 (0.37")	9.525 (0.375")	Set Screw	Unflanged (P)	* P-XL-022-095P-AL-G-095
23	37.17 (1.46")	9.5 (0.37")	6.350 (0.250")	Set Screw	Flanged (FF)	P-XL-023-095FF-AL-G-064
23	37.17 (1.46")	9.5 (0.37")	7.938 (0.313")	Set Screw	Flanged (FF)	P-XL-023-095FF-AL-G-079
23	37.17 (1.46")	9.5 (0.37")	9.525 (0.375")	Set Screw	Flanged (FF)	P-XL-023-095FF-AL-G-095
23	37.17 (1.46")	9.5 (0.37")	12.700 (0.500")	Set Screw	Flanged (FF)	* P-XL-023-095FF-AL-G-127
23	37.17 (1.46")	9.5 (0.37")	6.350 (0.250")	Set Screw	Unflanged (P)	P-XL-023-095P-AL-G-064
24	38.79 (1.53")	6.4 (0.25")	6.350 (0.250")	Set Screw	Flanged (FF)	P-XL-024-064FF-AL-G-064
24	38.79 (1.53")	6.4 (0.25")	7.938 (0.313")	Set Screw	Flanged (FF)	P-XL-024-064FF-AL-G-079
24	38.79 (1.53")	6.4 (0.25")	8.000 (0.315")	Set Screw	Flanged (FF)	P-XL-024-064FF-AL-G-080
24	38.79 (1.53")	6.4 (0.25")	9.525 (0.375")	Set Screw	Flanged (FF)	P-XL-024-064FF-AL-G-095
24	38.79 (1.53")	6.4 (0.25")	12.700 (0.500")	Set Screw	Flanged (FF)	P-XL-024-064FF-AL-G-127
24	38.79 (1.53")	9.5 (0.37")	6.350 (0.250")	Set Screw	Flanged (FF)	P-XL-024-095FF-AL-G-064
24	38.79 (1.53")	9.5 (0.37")	7.938 (0.313")	Set Screw	Flanged (FF)	P-XL-024-095FF-AL-G-079
24	38.79 (1.53")	9.5 (0.37")	8.000 (0.315")	Set Screw	Flanged (FF)	P-XL-024-095FF-AL-G-080
24	38.79 (1.53")	9.5 (0.37")	9.525 (0.375")	Set Screw	Flanged (FF)	P-XL-024-095FF-AL-G-095
24	38.79 (1.53")	9.5 (0.37")	12.700 (0.500")	Set Screw	Flanged (FF)	P-XL-024-095FF-AL-G-127
24	38.79 (1.53")	9.5 (0.37")	6.350 (0.250")	Set Screw In Face	Flanged (FF)	P-XL-024-095FF-AL-GN-064
24	38.79 (1.53")	9.5 (0.37")	7.938 (0.313")	Set Screw In Face	Flanged (FF)	P-XL-024-095FF-AL-GN-079
24	38.79 (1.53")	9.5 (0.37")	8.000 (0.315")	Set Screw In Face	Flanged (FF)	P-XL-024-095FF-AL-GN-080
24	38.79 (1.53")	9.5 (0.37")	9.525 (0.375")	Set Screw In Face	Flanged (FF)	P-XL-024-095FF-AL-GN-095
24	38.79 (1.53")	9.5 (0.37")	12.700 (0.500")	Set Screw In Face	Flanged (FF)	P-XL-024-095FF-AL-GN-127
24	38.79 (1.53")	9.5 (0.37")	6.350 (0.250")	Set Screw	Flanged (FF)	P-XL-024-095FF-SB-G-064
24	38.79 (1.53")	9.5 (0.37")	7.938 (0.313")	Set Screw	Flanged (FF)	P-XL-024-095FF-SB-G-079
24	38.79 (1.53")	9.5 (0.37")	9.525 (0.375")	Set Screw	Flanged (FF)	P-XL-024-095FF-SB-G-095
24	38.79 (1.53")	9.5 (0.37")	12.700 (0.500")	Set Screw	Flanged (FF)	P-XL-024-095FF-SB-G-127
24	38.79 (1.53")	9.5 (0.37")	8.000 (0.315")	Set Screw In Face	Flanged (FF)	* P-XL-024-095FF-SB-GN-080
24	38.79 (1.53")	9.5 (0.37")	6.350 (0.250")	Set Screw	Unflanged (P)	P-XL-024-095P-AL-G-064
24	38.79 (1.53")	9.5 (0.37")	7.938 (0.313")	Set Screw	Unflanged (P)	* P-XL-024-095P-AL-G-079
24	38.79 (1.53")	9.5 (0.37")	8.000 (0.315")	Set Screw	Unflanged (P)	P-XL-024-095P-AL-G-080
24	38.79 (1.53")	9.5 (0.37")	9.525 (0.375")	Set Screw	Unflanged (P)	P-XL-024-095P-AL-G-095
24	38.79 (1.53")	9.5 (0.37")	14.288 (0.563")	Set Screw	Unflanged (P)	P-XL-024-095P-AL-G-143
25	40.41 (1.59")	9.5 (0.37")	6.350 (0.250")	Set Screw	Flanged (FF)	P-XL-025-095FF-AL-G-064
25	40.41 (1.59")	9.5 (0.37")	7.938 (0.313")	Set Screw	Flanged (FF)	P-XL-025-095FF-AL-G-079
25	40.41 (1.59")	9.5 (0.37")	9.525 (0.375")	Set Screw	Flanged (FF)	P-XL-025-095FF-AL-G-095
25	40.41 (1.59")	9.5 (0.37")	12.700 (0.500")	Set Screw	Flanged (FF)	P-XL-025-095FF-AL-G-127
25	40.41 (1.59")	9.5 (0.37")	6.350 (0.250")	Set Screw	Unflanged (P)	P-XL-025-095P-AL-G-064
25	40.41 (1.59")	9.5 (0.37")	9.525 (0.375")	Set Screw	Unflanged (P)	* P-XL-025-095P-AL-G-095
26	42.02 (1.65")	6.4 (0.25")	6.350 (0.250")	Set Screw	Flanged (FF)	P-XL-026-064FF-AL-G-064
26	42.02 (1.65")	6.4 (0.25")	7.938 (0.313")	Set Screw	Flanged (FF)	P-XL-026-064FF-AL-G-079

 Stocked or Short Delivery

 Usually Available Short Delivery

 Long delivery or not in current production


\* Large Minimum Quantities

\*\* Available only while stock lasts


# 5.08mm (1/5 in.) - XL Trapezoidal Through Bore

All dimensions are shown as mm (inches)

Teeth	Pitch Dia. (PD)	Max Belt Width	Bore (d)	Locking Type	Type	Part Number
26	42.02 (1.65")	6.4 (0.25")	9.525 (0.375")	Set Screw	Flanged (FF)	P-XL-026-064FF-AL-G-095
26	42.02 (1.65")	6.4 (0.25")	12.700 (0.500")	Set Screw	Flanged (FF)	P-XL-026-064FF-AL-G-127
26	42.02 (1.65")	9.5 (0.37")	6.350 (0.250")	Set Screw	Flanged (FF)	P-XL-026-095FF-AL-G-064
26	42.02 (1.65")	9.5 (0.37")	7.937 (0.312")	Set Screw	Flanged (FF)	P-XL-026-095FF-AL-G-079
26	42.02 (1.65")	9.5 (0.37")	9.525 (0.375")	Set Screw	Flanged (FF)	P-XL-026-095FF-AL-G-095
26	42.02 (1.65")	9.5 (0.37")	12.700 (0.500")	Set Screw	Flanged (FF)	P-XL-026-095FF-AL-G-127
26	42.02 (1.65")	9.5 (0.37")	6.350 (0.250")	Set Screw	Unflanged (P)	P-XL-026-095P-AL-G-064
27	43.64 (1.72")	9.5 (0.37")	7.938 (0.313")	Set Screw	Unflanged (P)	* P-XL-027-095P-AL-G-079
28	45.26 (1.78")	6.4 (0.25")	6.350 (0.250")	Set Screw	Flanged (FF)	P-XL-028-064FF-AL-G-064
28	45.26 (1.78")	6.4 (0.25")	7.938 (0.313")	Set Screw	Flanged (FF)	P-XL-028-064FF-AL-G-079
28	45.26 (1.78")	6.4 (0.25")	8.000 (0.315")	Set Screw	Flanged (FF)	P-XL-028-064FF-AL-G-080
28	45.26 (1.78")	6.4 (0.25")	9.525 (0.375")	Set Screw	Flanged (FF)	P-XL-028-064FF-AL-G-095
28	45.26 (1.78")	6.4 (0.25")	12.700 (0.500")	Set Screw	Flanged (FF)	P-XL-028-064FF-AL-G-127
28	45.26 (1.78")	6.4 (0.25")	15.875 (0.625")	Set Screw	Flanged (FF)	P-XL-028-064FF-AL-G-159
28	45.26 (1.78")	9.5 (0.37")	6.350 (0.250")	Set Screw	Flanged (FF)	P-XL-028-095FF-AL-G-064
28	45.26 (1.78")	9.5 (0.37")	7.938 (0.313")	Set Screw	Flanged (FF)	P-XL-028-095FF-AL-G-079
28	45.26 (1.78")	9.5 (0.37")	8.000 (0.315")	Set Screw	Flanged (FF)	P-XL-028-095FF-AL-G-080
28	45.26 (1.78")	9.5 (0.37")	9.525 (0.375")	Set Screw	Flanged (FF)	P-XL-028-095FF-AL-G-095
28	45.26 (1.78")	9.5 (0.37")	12.700 (0.500")	Set Screw	Flanged (FF)	P-XL-028-095FF-AL-G-127
28	45.26 (1.78")	9.5 (0.37")	15.875 (0.625")	Set Screw	Flanged (FF)	P-XL-028-095FF-AL-G-159
28	45.26 (1.78")	9.5 (0.37")	6.350 (0.250")	Set Screw In Face	Flanged (FF)	P-XL-028-095FF-AL-GN-064
28	45.26 (1.78")	9.5 (0.37")	7.938 (0.313")	Set Screw In Face	Flanged (FF)	P-XL-028-095FF-AL-GN-079
28	45.26 (1.78")	9.5 (0.37")	8.000 (0.315")	Set Screw In Face	Flanged (FF)	P-XL-028-095FF-AL-GN-080
28	45.26 (1.78")	9.5 (0.37")	9.525 (0.375")	Set Screw In Face	Flanged (FF)	P-XL-028-095FF-AL-GN-095
28	45.26 (1.78")	9.5 (0.37")	12.700 (0.500")	Set Screw In Face	Flanged (FF)	P-XL-028-095FF-AL-GN-127
28	45.26 (1.78")	9.5 (0.37")	6.350 (0.250")	Set Screw	Flanged (FF)	P-XL-028-095FF-SB-G-064
28	45.26 (1.78")	9.5 (0.37")	7.938 (0.313")	Set Screw	Flanged (FF)	P-XL-028-095FF-SB-G-079
28	45.26 (1.78")	9.5 (0.37")	9.525 (0.375")	Set Screw	Flanged (FF)	P-XL-028-095FF-SB-G-095
28	45.26 (1.78")	9.5 (0.37")	12.700 (0.500")	Set Screw	Flanged (FF)	P-XL-028-095FF-SB-G-127
28	45.26 (1.78")	9.5 (0.37")	6.350 (0.250")	Set Screw	Unflanged (P)	P-XL-028-095P-AL-G-064
28	45.26 (1.78")	9.5 (0.37")	7.938 (0.313")	Set Screw	Unflanged (P)	* P-XL-028-095P-AL-G-079
28	45.26 (1.78")	9.5 (0.37")	8.000 (0.315")	Set Screw	Unflanged (P)	P-XL-028-095P-AL-G-080
28	45.26 (1.78")	9.5 (0.37")	9.525 (0.375")	Set Screw	Unflanged (P)	* P-XL-028-095P-AL-G-095
29	46.87 (1.85")	9.5 (0.37")	7.938 (0.313")	Set Screw	Unflanged (P)	* P-XL-029-095P-AL-G-079
30	48.49 (1.91")	6.4 (0.25")	6.350 (0.250")	Set Screw	Flanged (FF)	P-XL-030-064FF-AL-G-064
30	48.49 (1.91")	6.4 (0.25")	7.938 (0.313")	Set Screw	Flanged (FF)	P-XL-030-064FF-AL-G-079
30	48.49 (1.91")	6.4 (0.25")	8.000 (0.315")	Set Screw	Flanged (FF)	P-XL-030-064FF-AL-G-080
30	48.49 (1.91")	6.4 (0.25")	9.525 (0.375")	Set Screw	Flanged (FF)	P-XL-030-064FF-AL-G-095
30	48.49 (1.91")	6.4 (0.25")	12.700 (0.500")	Set Screw	Flanged (FF)	P-XL-030-064FF-AL-G-127
30	48.49 (1.91")	6.4 (0.25")	15.875 (0.625")	Set Screw	Flanged (FF)	P-XL-030-064FF-AL-G-159
30	48.49 (1.91")	9.5 (0.37")	6.350 (0.250")	Set Screw	Flanged (FF)	P-XL-030-095FF-AL-G-064
30	48.49 (1.91")	9.5 (0.37")	7.938 (0.313")	Set Screw	Flanged (FF)	P-XL-030-095FF-AL-G-079
30	48.49 (1.91")	9.5 (0.37")	9.525 (0.375")	Set Screw	Flanged (FF)	P-XL-030-095FF-AL-G-095
30	48.49 (1.91")	9.5 (0.37")	10.000 (0.394")	Set Screw	Flanged (FF)	P-XL-030-095FF-AL-G-100
30	48.49 (1.91")	9.5 (0.37")	12.700 (0.500")	Set Screw	Flanged (FF)	P-XL-030-095FF-AL-G-127
30	48.49 (1.91")	9.5 (0.37")	15.875 (0.625")	Set Screw	Flanged (FF)	P-XL-030-095FF-AL-G-159
30	48.49 (1.91")	9.5 (0.37")	6.350 (0.250")	Set Screw In Face	Flanged (FF)	P-XL-030-095FF-AL-GN-064
30	48.49 (1.91")	9.5 (0.37")	7.938 (0.313")	Set Screw In Face	Flanged (FF)	P-XL-030-095FF-AL-GN-079
30	48.49 (1.91")	9.5 (0.37")	8.000 (0.315")	Set Screw In Face	Flanged (FF)	P-XL-030-095FF-AL-GN-080
30	48.49 (1.91")	9.5 (0.37")	9.525 (0.375")	Set Screw In Face	Flanged (FF)	P-XL-030-095FF-AL-GN-095
30	48.49 (1.91")	9.5 (0.37")	12.700 (0.500")	Set Screw In Face	Flanged (FF)	P-XL-030-095FF-AL-GN-127
30	48.49 (1.91")	9.5 (0.37")	15.875 (0.625")	Set Screw In Face	Flanged (FF)	P-XL-030-095FF-AL-GN-159
30	48.49 (1.91")	9.5 (0.37")	6.350 (0.250")	Set Screw	Flanged (FF)	* P-XL-030-095FF-SB-G-064
30	48.49 (1.91")	9.5 (0.37")	7.938 (0.313")	Set Screw	Flanged (FF)	P-XL-030-095FF-SB-G-079

 Stocked or Short Delivery

 Usually Available Short Delivery

 Long delivery or not in current production

\* Large Minimum Quantities


\*\* Available only while stock lasts




# 5.08mm (1/5 in.) - XL Trapezoidal Through Bore

All dimensions are shown as mm (inches)

Teeth	Pitch Dia. (PD)	Max Belt Width	Bore (d)	Locking Type	Type	Part Number
30	48.49 (1.91")	9.5 (0.37")	9.525 (0.375")	Set Screw	Flanged (FF)	P-XL-030-095FF-SB-G-095
30	48.49 (1.91")	9.5 (0.37")	12.700 (0.500")	Set Screw	Flanged (FF)	* P-XL-030-095FF-SB-G-127
30	48.49 (1.91")	9.5 (0.37")	8.000 (0.315")	Set Screw In Face	Flanged (FF)	* P-XL-030-095FF-SB-GN-080
30	48.49 (1.91")	9.5 (0.37")	6.350 (0.250")	Set Screw	Unflanged (P)	P-XL-030-095P-AL-G-064
30	48.49 (1.91")	9.5 (0.37")	7.938 (0.313")	Set Screw	Unflanged (P)	P-XL-030-095P-AL-G-079
30	48.49 (1.91")	9.5 (0.37")	9.525 (0.375")	Set Screw	Unflanged (P)	* P-XL-030-095P-AL-G-095
30	48.49 (1.91")	9.5 (0.37")	10.000 (0.394")	Set Screw	Unflanged (P)	P-XL-030-095P-AL-G-100
32	51.72 (2.04")	6.4 (0.25")	6.350 (0.250")	Set Screw	Flanged (FF)	P-XL-032-095FF-AL-G-064
32	51.72 (2.04")	6.4 (0.25")	6.350 (0.250")	Set Screw In Face	Flanged (FF)	P-XL-032-095FF-AL-GN-064
32	51.72 (2.04")	9.5 (0.37")	7.938 (0.313")	Set Screw	Flanged (FF)	P-XL-032-095FF-AL-G-079
32	51.72 (2.04")	9.5 (0.37")	9.525 (0.375")	Set Screw	Flanged (FF)	P-XL-032-095FF-AL-G-095
32	51.72 (2.04")	9.5 (0.37")	12.000 (0.472")	Set Screw	Flanged (FF)	P-XL-032-095FF-AL-G-120
32	51.72 (2.04")	9.5 (0.37")	12.700 (0.500")	Set Screw	Flanged (FF)	P-XL-032-095FF-AL-G-127
32	51.72 (2.04")	9.5 (0.37")	15.875 (0.625")	Set Screw	Flanged (FF)	P-XL-032-095FF-AL-G-159
32	51.72 (2.04")	9.5 (0.37")	7.938 (0.313")	Set Screw In Face	Flanged (FF)	P-XL-032-095FF-AL-GN-079
32	51.72 (2.04")	9.5 (0.37")	9.525 (0.375")	Set Screw In Face	Flanged (FF)	P-XL-032-095FF-AL-GN-095
32	51.72 (2.04")	9.5 (0.37")	12.700 (0.500")	Set Screw In Face	Flanged (FF)	P-XL-032-095FF-AL-GN-127
32	51.72 (2.04")	9.5 (0.37")	15.875 (0.625")	Set Screw In Face	Flanged (FF)	P-XL-032-095FF-AL-GN-159
32	51.72 (2.04")	9.5 (0.37")	7.938 (0.313")	Set Screw In Face	Flanged (FF)	* P-XL-032-095FF-SB-GN-079
32	51.72 (2.04")	9.5 (0.37")	9.525 (0.375")	Set Screw In Face	Flanged (FF)	* P-XL-032-095FF-SB-GN-095
32	51.72 (2.04")	9.5 (0.37")	7.938 (0.313")	Set Screw	Unflanged (P)	P-XL-032-095P-AL-G-079
32	51.72 (2.04")	9.5 (0.37")	9.525 (0.375")	Set Screw	Unflanged (P)	P-XL-032-095P-AL-G-095
32	51.72 (2.04")	9.5 (0.37")	10.000 (0.394")	Set Screw	Unflanged (P)	P-XL-032-095P-AL-G-100
32	51.72 (2.04")	9.5 (0.37")	12.700 (0.500")	Set Screw	Unflanged (P)	* P-XL-032-095P-AL-G-127
32	51.72 (2.04")	9.5 (0.37")	7.938 (0.313")	Set Screw	Unflanged (P)	P-XL-032-095P-ST-G-079
36	58.19 (2.29")	9.5 (0.37")	7.938 (0.313")	Set Screw	Unflanged (P)	P-XL-036-095P-AL-G-079
36	58.19 (2.29")	9.5 (0.37")	9.525 (0.375")	Set Screw	Unflanged (P)	* P-XL-036-095P-AL-G-095
36	58.19 (2.29")	9.5 (0.37")	10.000 (0.394")	Set Screw	Unflanged (P)	P-XL-036-095P-AL-G-100
36	58.19 (2.29")	9.5 (0.37")	12.700 (0.500")	Set Screw	Unflanged (P)	P-XL-036-095P-AL-G-127
36	58.19 (2.29")	9.5 (0.37")	7.938 (0.313")	Set Screw	Unflanged (P)	P-XL-036-095P-ST-G-079
40	64.65 (2.55")	9.5 (0.37")	7.938 (0.313")	Set Screw	Unflanged (P)	P-XL-040-095P-AL-G-079
40	64.65 (2.55")	9.5 (0.37")	9.525 (0.375")	Set Screw	Unflanged (P)	P-XL-040-095P-AL-G-095
40	64.65 (2.55")	9.5 (0.37")	10.000 (0.394")	Set Screw	Unflanged (P)	P-XL-040-095P-AL-G-100
40	64.65 (2.55")	9.5 (0.37")	12.700 (0.500")	Set Screw	Unflanged (P)	P-XL-040-095P-AL-G-127
40	64.65 (2.55")	9.5 (0.37")	7.938 (0.313")	Set Screw	Unflanged (P)	P-XL-040-095P-ST-G-079
42	67.88 (2.67")	9.5 (0.37")	7.938 (0.313")	Set Screw	Unflanged (P)	P-XL-042-095P-AL-G-079
42	67.88 (2.67")	9.5 (0.37")	9.525 (0.375")	Set Screw	Unflanged (P)	P-XL-042-095P-AL-G-095
42	67.88 (2.67")	9.5 (0.37")	10.000 (0.394")	Set Screw	Unflanged (P)	P-XL-042-095P-AL-G-100
42	67.88 (2.67")	9.5 (0.37")	12.700 (0.500")	Set Screw	Unflanged (P)	* P-XL-042-095P-AL-G-127
42	67.88 (2.67")	9.5 (0.37")	7.938 (0.313")	Set Screw	Unflanged (P)	P-XL-042-095P-ST-G-079
44	71.12 (2.80")	9.5 (0.37")	7.938 (0.313")	Set Screw	Unflanged (P)	P-XL-044-095P-AL-G-079
44	71.12 (2.80")	9.5 (0.37")	9.525 (0.375")	Set Screw	Unflanged (P)	P-XL-044-095P-AL-G-095
44	71.12 (2.80")	9.5 (0.37")	10.000 (0.394")	Set Screw	Unflanged (P)	P-XL-044-095P-AL-G-100
44	71.12 (2.80")	9.5 (0.37")	12.700 (0.500")	Set Screw	Unflanged (P)	* P-XL-044-095P-AL-G-127
44	71.12 (2.80")	9.5 (0.37")	7.938 (0.313")	Set Screw	Unflanged (P)	P-XL-044-095P-ST-G-079
45	72.73 (2.86")	9.5 (0.37")	7.938 (0.313")	Set Screw	Unflanged (P)	* P-XL-045-095P-AL-G-079
45	72.73 (2.86")	9.5 (0.37")	9.525 (0.375")	Set Screw	Unflanged (P)	P-XL-045-095P-AL-G-095
45	72.73 (2.86")	9.5 (0.37")	12.700 (0.500")	Set Screw	Unflanged (P)	* P-XL-045-095P-AL-G-127
48	77.58 (3.05")	9.5 (0.37")	7.938 (0.313")	Set Screw	Unflanged (P)	P-XL-048-095P-AL-G-079
48	77.58 (3.05")	9.5 (0.37")	9.525 (0.375")	Set Screw	Unflanged (P)	P-XL-048-095P-AL-G-095
48	77.58 (3.05")	9.5 (0.37")	12.000 (0.472")	Set Screw	Unflanged (P)	P-XL-048-095P-AL-G-120
48	77.58 (3.05")	9.5 (0.37")	12.700 (0.500")	Set Screw	Unflanged (P)	P-XL-048-095P-AL-G-127
48	77.58 (3.05")	9.5 (0.37")	7.938 (0.313")	Set Screw	Unflanged (P)	P-XL-048-095P-ST-G-079
50	80.81 (3.18")	9.5 (0.37")	7.938 (0.313")	Set Screw	Unflanged (P)	P-XL-050-095P-AL-G-079

 Stocked or Short Delivery

 Usually Available Short Delivery

 Long delivery or not in current production

\* Large Minimum Quantities

\*\* Available only while stock lasts

## 5.08mm (1/5 in.) - XL Trapezoidal Through Bore


All dimensions are shown as mm (inches)

Teeth	Pitch Dia. (PD)	Max Belt Width	Bore (d)	Locking Type	Type	Part Number
50	80.81 (3.18")	9.5 (0.37")	9.525 (0.375")	Set Screw	Unflanged (P)	P-XL-050-095P-AL-G-095
50	80.81 (3.18")	9.5 (0.37")	12.700 (0.500")	Set Screw	Unflanged (P)	P-XL-050-095P-AL-G-127
60	96.98 (3.82")	9.5 (0.37")	9.525 (0.375")	Set Screw	Unflanged (P)	P-XL-060-095P-AL-G-095
60	96.98 (3.82")	9.5 (0.37")	12.000 (0.472")	Set Screw	Unflanged (P)	P-XL-060-095P-AL-G-120
60	96.98 (3.82")	9.5 (0.37")	12.700 (0.500")	Set Screw	Unflanged (P)	P-XL-060-095P-AL-G-127
60	96.98 (3.82")	9.5 (0.37")	7.938 (0.313")	Set Screw	Unflanged (P)	P-XL-060-095P-ST-G-095
72	116.37 (4.58")	9.5 (0.37")	9.525 (0.375")	Set Screw	Unflanged (P)	P-XL-072-095P-AL-G-095
72	116.37 (4.58")	9.5 (0.37")	12.000 (0.472")	Set Screw	Unflanged (P)	P-XL-072-095P-AL-G-120
72	116.37 (4.58")	9.5 (0.37")	12.700 (0.500")	Set Screw	Unflanged (P)	P-XL-072-095P-AL-G-127
72	116.37 (4.58")	9.5 (0.37")	15.875 (0.625")	Set Screw	Unflanged (P)	P-XL-072-095P-AL-G-159
72	116.37 (4.58")	9.5 (0.37")	7.938 (0.313")	Set Screw	Unflanged (P)	P-XL-072-095P-ST-G-095


## 8mm - GT2 and HTD Curvilinear Taperlock Bore

All dimensions are shown as mm (inches)

Teeth	Pitch Dia. (D)	Max Belt Width	Taperlock	Type	Part Number
22	56.00 (2.20")	12.0 (0.47")	1008	Flanged (FF)	P-080G-022-120FF-SB-T1008
22	56.00 (2.20")	20.0 (0.79")	1108	Flanged (FF)	P-080G-022-200FF-SB-T1108
22	56.00 (2.20")	20.0 (0.79")	1108	Flanged (FF)	* P-080H-022-200FF-SB-T1108
22	56.00 (2.20")	30.0 (1.18")	1108	Flanged (FF)	P-080G-022-300FF-SB-T1108
23	58.54 (2.30")	12.0 (0.47")	1008	Flanged (FF)	P-080G-023-120FF-SB-T1008
24	61.09 (2.41")	12.0 (0.47")	1008	Flanged (FF)	P-080G-024-120FF-SB-T1008
24	61.09 (2.41")	20.0 (0.79")	1108	Flanged (FF)	P-080G-024-200FF-SB-T1108
24	61.09 (2.41")	20.0 (0.79")	1108	Flanged (FF)	* P-080H-024-200FF-SB-T1108
24	61.09 (2.41")	30.0 (1.18")	1108	Flanged (FF)	P-080G-024-300FF-SB-T1108
25	63.63 (2.51")	12.0 (0.47")	1108	Flanged (FF)	P-080G-025-120FF-SB-T1108
25	63.63 (2.51")	20.0 (0.79")	1108	Flanged (FF)	P-080G-025-200FF-SB-T1108
25	63.63 (2.51")	30.0 (1.18")	1108	Flanged (FF)	P-080G-025-300FF-SB-T1108
26	66.18 (2.61")	12.0 (0.47")	1108	Flanged (FF)	P-080G-026-120FF-SB-T1108
26	66.18 (2.61")	20.0 (0.79")	1108	Flanged (FF)	P-080G-026-200FF-SB-T1108
26	66.18 (2.61")	20.0 (0.79")	1108	Flanged (FF)	* P-080H-026-200FF-SB-T1108
26	66.18 (2.61")	30.0 (1.18")	1108	Flanged (FF)	P-080G-026-300FF-SB-T1108
27	68.72 (2.71")	12.0 (0.47")	1108	Flanged (FF)	P-080G-027-120FF-SB-T1108
27	68.72 (2.71")	20.0 (0.79")	1108	Flanged (FF)	P-080G-027-200FF-SB-T1108
27	68.72 (2.71")	30.0 (1.18")	1108	Flanged (FF)	P-080G-027-300FF-SB-T1108
28	71.27 (2.81")	12.0 (0.47")	1108	Flanged (FF)	P-080G-028-120FF-SB-T1108
28	71.27 (2.81")	20.0 (0.79")	1108	Flanged (FF)	P-080G-028-200FF-SB-T1108
28	71.27 (2.81")	20.0 (0.79")	1108	Flanged (FF)	* P-080H-028-200FF-SB-T1108
28	71.27 (2.81")	30.0 (1.18")	1108	Flanged (FF)	P-080G-028-300FF-SB-T1108
29	73.81 (2.91")	12.0 (0.47")	1210	Flanged (FF)	P-080G-029-120FF-SB-T1210
29	73.81 (2.91")	20.0 (0.79")	1108	Flanged (FF)	P-080G-029-200FF-SB-T1108
29	73.81 (2.91")	30.0 (1.18")	1108	Flanged (FF)	P-080G-029-300FF-SB-T1108
30	76.36 (3.01")	12.0 (0.47")	1210	Flanged (FF)	P-080G-030-120FF-SB-T1210
30	76.36 (3.01")	20.0 (0.79")	1210	Flanged (FF)	P-080G-030-200FF-SB-T1210
30	76.36 (3.01")	20.0 (0.79")	1210	Flanged (FF)	* P-080H-030-200FF-SB-T1210
30	76.36 (3.01")	30.0 (1.18")	1210	Flanged (FF)	P-080G-030-300FF-SB-T1210
30	76.36 (3.01")	50.0 (1.97")	1210	Flanged (FF)	P-080G-030-500FF-SB-T1210
31	78.91 (3.11")	12.0 (0.47")	1210	Flanged (FF)	P-080G-031-120FF-CB-T1210
31	78.91 (3.11")	20.0 (0.79")	1210	Flanged (FF)	P-080G-031-200FF-CB-T1210
31	78.91 (3.11")	30.0 (1.18")	1210	Flanged (FF)	P-080G-031-300FF-CB-T1210
32	81.45 (3.21")	12.0 (0.47")	1210	Flanged (FF)	P-080G-032-120FF-CB-T1210
32	81.45 (3.21")	20.0 (0.79")	1210	Flanged (FF)	P-080G-032-200FF-CB-T1210
32	81.45 (3.21")	20.0 (0.79")	1210	Flanged (FF)	* P-080H-032-200FF-SB-T1210
32	81.45 (3.21")	30.0 (1.18")	1210	Flanged (FF)	P-080G-032-300FF-CB-T1210
32	81.45 (3.21")	50.0 (1.97")	1210	Flanged (FF)	P-080G-032-500FF-CB-T1210
33	84.00 (3.31")	12.0 (0.47")	1210	Flanged (FF)	P-080G-033-120FF-CB-T1210

 Stocked or Short Delivery

 Usually Available Short Delivery

 Long delivery or not in current production


\* Large Minimum Quantities

\*\* Available only while stock lasts


# 8mm - GT2 and HTD Curvilinear Taperlock Bore

All dimensions are shown as mm (inches)

Teeth	Pitch Dia. (D)	Max Belt Width	Taperlock	Type	Part Number
33	84.00 (3.31")	20.0 (0.79")	1210	Flanged (FF)	P-080G-033-200FF-CB-T1210
33	84.00 (3.31")	30.0 (1.18")	1210	Flanged (FF)	P-080G-033-300FF-CB-T1210
34	86.54 (3.41")	12.0 (0.47")	1210	Flanged (FF)	P-080G-034-120FF-CB-T1210
34	86.54 (3.41")	20.0 (0.79")	1610	Flanged (FF)	P-080G-034-200FF-CB-T1610
34	86.54 (3.41")	20.0 (0.79")	1610	Flanged (FF)	* P-080H-034-200FF-SB-T1610
34	86.54 (3.41")	30.0 (1.18")	1610	Flanged (FF)	P-080G-034-300FF-CB-T1610
34	86.54 (3.41")	50.0 (1.97")	1610	Flanged (FF)	P-080G-034-500FF-CB-T1610
34	86.54 (3.41")	85.0 (3.35")	1615	Flanged (FF)	P-080G-034-850FF-CB-T1615
35	89.09 (3.51")	12.0 (0.47")	1210	Flanged (FF)	P-080G-035-120FF-CB-T1210
35	89.09 (3.51")	20.0 (0.79")	1610	Flanged (FF)	P-080G-035-200FF-CB-T1610
35	89.09 (3.51")	30.0 (1.18")	1610	Flanged (FF)	P-080G-035-300FF-CB-T1610
36	91.63 (3.61")	12.0 (0.47")	1210	Flanged (FF)	P-080G-036-120FF-CB-T1210
36	91.63 (3.61")	20.0 (0.79")	1610	Flanged (FF)	P-080G-036-200FF-CB-T1610
36	91.63 (3.61")	20.0 (0.79")	1610	Flanged (FF)	* P-080H-036-200FF-SB-T1610
36	91.63 (3.61")	30.0 (1.18")	1610	Flanged (FF)	P-080G-036-300FF-CB-T1610
36	91.63 (3.61")	50.0 (1.97")	1610	Flanged (FF)	P-080G-036-500FF-CB-T1610
36	91.63 (3.61")	85.0 (3.35")	1615	Flanged (FF)	P-080G-036-850FF-CB-T1615
37	94.18 (3.71")	12.0 (0.47")	1210	Flanged (FF)	P-080G-037-120FF-CB-T1210
37	94.18 (3.71")	20.0 (0.79")	1610	Flanged (FF)	P-080G-037-200FF-CB-T1610
37	94.18 (3.71")	30.0 (1.18")	1610	Flanged (FF)	P-080G-037-300FF-CB-T1610
38	96.72 (3.81")	12.0 (0.47")	1210	Flanged (FF)	P-080G-038-120FF-CB-T1210
38	96.72 (3.81")	20.0 (0.79")	1610	Flanged (FF)	P-080G-038-200FF-CB-T1610
38	96.72 (3.81")	20.0 (0.79")	1610	Flanged (FF)	* P-080H-038-200FF-SB-T1610
38	96.72 (3.81")	30.0 (1.18")	1610	Flanged (FF)	P-080G-038-300FF-CB-T1610
38	96.72 (3.81")	50.0 (1.97")	1610	Flanged (FF)	P-080G-038-500FF-CB-T1610
38	96.72 (3.81")	85.0 (3.35")	1610	Flanged (FF)	P-080G-038-850FF-CB-T1610
39	99.27 (3.91")	20.0 (0.79")	1610	Flanged (FF)	P-080G-039-200FF-CB-T1610
39	99.27 (3.91")	30.0 (1.18")	1610	Flanged (FF)	P-080G-039-300FF-CB-T1610
40	101.81 (4.01")	12.0 (0.47")	1210	Flanged (FF)	P-080G-040-120FF-CB-T1210
40	101.81 (4.01")	20.0 (0.79")	1610	Flanged (FF)	P-080G-040-200FF-CB-T1610
40	101.81 (4.01")	20.0 (0.79")	1610	Flanged (FF)	* P-080H-040-200FF-SB-T1610
40	101.81 (4.01")	30.0 (1.18")	2012	Flanged (FF)	P-080G-040-300FF-CB-T2012
40	101.81 (4.01")	50.0 (1.97")	2012	Flanged (FF)	P-080G-040-500FF-CB-T2012
40	101.81 (4.01")	85.0 (3.35")	2012	Flanged (FF)	P-080G-040-850FF-CB-T2012
42	106.90 (4.21")	20.0 (0.79")	1610	Flanged (FF)	P-080G-042-200FF-CB-T1610
42	106.90 (4.21")	30.0 (1.18")	2012	Flanged (FF)	P-080G-042-300FF-CB-T2012
44	111.99 (4.41")	12.0 (0.47")	1610	Flanged (FF)	P-080G-044-120FF-CB-T1610
44	111.99 (4.41")	20.0 (0.79")	2012	Flanged (FF)	P-080G-044-200FF-CB-T2012
44	111.99 (4.41")	30.0 (1.18")	2012	Flanged (FF)	P-080G-044-300FF-CB-T2012
44	111.99 (4.41")	50.0 (1.97")	2012	Flanged (FF)	P-080G-044-500FF-CB-T2012
44	111.99 (4.41")	85.0 (3.35")	2012	Flanged (FF)	P-080G-044-850FF-CB-T2012
46	117.09 (4.61")	20.0 (0.79")	2012	Flanged (FF)	P-080G-046-200FF-CB-T2012
46	117.09 (4.61")	30.0 (1.18")	2012	Flanged (FF)	P-080G-046-300FF-CB-T2012
48	122.18 (4.81")	12.0 (0.47")	1610	Flanged (FF)	P-080G-048-120FF-CB-T1610
48	122.18 (4.81")	20.0 (0.79")	2012	Flanged (FF)	P-080G-048-200FF-CB-T2012
48	122.18 (4.81")	30.0 (1.18")	2012	Flanged (FF)	P-080G-048-300FF-CB-T2012
48	122.18 (4.81")	50.0 (1.97")	2012	Flanged (FF)	P-080G-048-500FF-CB-T2012
48	122.18 (4.81")	85.0 (3.35")	2012	Flanged (FF)	P-080G-048-850FF-CB-T2012
50	127.27 (5.01")	20.0 (0.79")	2012	Flanged (FF)	P-080G-050-200FF-CB-T2012
50	127.27 (5.01")	30.0 (1.18")	2012	Flanged (FF)	P-080G-050-300FF-CB-T2012
53	134.90 (5.31")	20.0 (0.79")	2012	Flanged (FF)	P-080G-053-200FF-CB-T2012
53	134.90 (5.31")	30.0 (1.18")	2012	Flanged (FF)	P-080G-053-300FF-CB-T2012
56	142.54 (5.61")	12.0 (0.47")	1610	Flanged (FF)	P-080G-056-120FF-CB-T1610
56	142.54 (5.61")	20.0 (0.79")	2012	Flanged (FF)	P-080G-056-200FF-CB-T2012

 Stocked or Short Delivery

 Usually Available Short Delivery

 Long delivery or not in current production

\* Large Minimum Quantities

\*\* Available only while stock lasts

## 8mm - GT2 and HTD Curvilinear Taperlock Bore

All dimensions are shown as mm (inches)

Teeth	Pitch Dia. (D)	Max Belt Width	Taperlock	Type	Part Number
56	142.54 (5.61")	30.0 (1.18")	2012	Flanged (FF)	P-080G-056-300FF-CB-T2012
56	142.54 (5.61")	50.0 (1.97")	2517	Flanged (FF)	P-080G-056-500FF-CB-T2517
56	142.54 (5.61")	85.0 (3.35")	2517	Flanged (FF)	P-080G-056-850FF-CB-T2517
60	152.72 (6.01")	12.0 (0.47")	1610	Flanged (FF)	P-080G-060-120FF-CB-T1610
64	162.90 (6.41")	12.0 (0.47")	1610	Flanged (FF)	P-080G-064-120FF-CB-T1610
64	162.90 (6.41")	20.0 (0.79")	2012	Flanged (FF)	P-080G-064-200FF-CB-T2012
64	162.90 (6.41")	30.0 (1.18")	2517	Flanged (FF)	P-080G-064-300FF-CB-T2517
64	162.90 (6.41")	50.0 (1.97")	2517	Flanged (FF)	P-080G-064-500FF-CB-T2517
64	162.90 (6.41")	85.0 (3.35")	2517	Flanged (FF)	P-080G-064-850FF-CB-T2517
72	183.26 (7.21")	12.0 (0.47")	1610	Flanged (FF)	P-080G-072-120FF-CB-T1610
72	183.26 (7.21")	20.0 (0.79")	2012	Flanged (FF)	P-080G-072-200FF-CB-T2012
72	183.26 (7.21")	30.0 (1.18")	2517	Flanged (FF)	P-080G-072-300FF-CB-T2517
72	183.26 (7.21")	50.0 (1.97")	2517	Flanged (FF)	P-080G-072-500FF-CB-T2517
72	183.26 (7.21")	85.0 (3.35")	3020	Flanged (FF)	P-080G-072-850FF-CB-T3020
80	203.63 (8.02")	12.0 (0.47")	1610	Flanged (FF)	P-080G-080-120FF-CB-T1610
80	203.63 (8.02")	20.0 (0.79")	2517	Flanged (FF)	P-080G-080-200FF-CB-T2517
80	203.63 (8.02")	30.0 (1.18")	2517	Flanged (FF)	P-080G-080-300FF-CB-T2517
80	203.63 (8.02")	50.0 (1.97")	2517	Flanged (FF)	P-080G-080-500FF-CB-T2517
80	203.63 (8.02")	85.0 (3.35")	3020	Flanged (FF)	P-080G-080-850FF-CB-T3020
90	229.08 (9.02")	12.0 (0.47")	1610	Flanged (FF)	P-080G-090-120P-CB-T1610
90	229.08 (9.02")	20.0 (0.79")	2517	Flanged (FF)	P-080G-090-200P-CB-T2517
90	229.08 (9.02")	30.0 (1.18")	2517	Flanged (FF)	P-080G-090-300P-CB-T2517
90	229.08 (9.02")	50.0 (1.97")	3020	Flanged (FF)	P-080G-090-500P-CB-T3020
90	229.08 (9.02")	50.0 (1.97")	3020	Flanged (FF)	P-080G-090-850P-CB-T3020
112	285.08 (11.22")	20.0 (0.79")	2517	Flanged (FF)	P-080G-112-200P-CB-T2517
112	285.08 (11.22")	30.0 (1.18")	2517	Flanged (FF)	P-080G-112-300P-CB-T2517
112	285.08 (11.22")	50.0 (1.97")	3020	Flanged (FF)	P-080G-112-500P-CB-T3020
112	285.08 (11.22")	85.0 (3.35")	3020	Flanged (FF)	P-080G-112-850P-CB-T3020
144	366.53 (14.43")	20.0 (0.79")	2517	Flanged (FF)	P-080G-144-200P-CB-T2517
144	366.53 (14.43")	30.0 (1.18")	2517	Flanged (FF)	P-080G-144-300P-CB-T2517
144	366.53 (14.43")	50.0 (1.97")	3020	Flanged (FF)	P-080G-144-500P-CB-T3020
144	366.53 (14.43")	85.0 (3.35")	3535	Flanged (FF)	P-080G-144-850P-CB-T3535
192	488.71 (19.24")	20.0 (0.79")	3020	Flanged (FF)	P-080G-192-200P-CB-T3020
192	488.71 (19.24")	30.0 (1.18")	3020	Flanged (FF)	P-080G-192-300P-CB-T3020
192	488.71 (19.24")	50.0 (1.97")	3020	Flanged (FF)	P-080G-192-500P-CB-T3020
192	488.71 (19.24")	85.0 (3.35")	3535	Flanged (FF)	P-080G-192-850P-CB-T3535

## 8mm - GT2 and HTD Curvilinear Through Bore

All dimensions are shown as mm (inches)

Teeth	Pitch Dia. (PD)	Max Belt Width	Bore (d)	Locking Type	Type	Part Number
22	56.00 (2.20")	12.0 (0.47")	12.700 (0.500")	None	Flanged (FF)	P-080G-022-120FF-SB-N-127
28	71.27 (2.81")	50.0 (1.97")	12.700 (0.500") Unfinished	None	Flanged (FF)	P-080G-028-500FF-SB-127U

## 9.525mm (3/8 in.) - L Trapezoidal Taperlock Bore

All dimensions are shown as mm (inches)

Teeth	Pitch Dia. (D)	Max Belt Width	Taperlock	Type	Part Number
18	54.55 (2.15")	12.7 (0.50")	1008	Flanged (2BF)	P-L9-018-127FF-SB-T1008
18	54.55 (2.15")	12.7 (0.50")	1108	Flanged (2BF)	P-L9-018-127FF-SB-T1108
18	54.55 (2.15")	19.1 (0.75")	1008	Flanged (FF)	P-L9-018-191FF-SB-T1008
18	54.55 (2.15")	19.1 (0.75")	1108	Flanged (1BF)	P-L9-018-191FF-SB-T1108
18	54.55 (2.15")	25.4 (1.00")	1008	Flanged (FF)	P-L9-018-254FF-SB-T1008
18	54.55 (2.15")	25.4 (1.00")	1108	Flanged (1BF)	P-L9-018-254FF-SB-T1108
20	60.61 (2.39")	12.7 (0.50")	1008	Flanged (FF)	P-L9-020-127FF-SB-T1008
20	60.61 (2.39")	12.7 (0.50")	1108	Flanged (2BF)	P-L9-020-127FF-SB-T1108
20	60.61 (2.39")	19.1 (0.75")	1008	Flanged (FF)	P-L9-020-191FF-SB-T1008
20	60.61 (2.39")	19.1 (0.75")	1108	Flanged (1BF)	P-L9-020-191FF-SB-T1108

Stocked or Short Delivery

Usually Available Short Delivery

Long delivery or not in current production

\* Large Minimum Quantities

\*\* Available only while stock lasts

Page 52 of 82

E&OE

## 9.525mm (3/8 in.) - L Trapezoidal Taperlock Bore

All dimensions are shown as mm (inches)

Teeth	Pitch Dia. (D)	Max Belt Width	Taperlock	Type	Part Number
20	60.61 (2.39")	25.4 (1.00")	1008	Flanged (FF)	P-L9-020-254FF-SB-T1008
20	60.61 (2.39")	25.4 (1.00")	1108	Flanged (1BF)	P-L9-020-254FF-SB-T1108
21	63.64 (2.51")	12.7 (0.50")	1108	Flanged (2BF)	* P-L9-021-127FF-SB-T1108
22	66.67 (2.62")	12.7 (0.50")	1008	Flanged (FF)	P-L9-022-127FF-SB-T1008
22	66.67 (2.62")	12.7 (0.50")	1108	Flanged (2BF)	P-L9-022-127FF-SB-T1108
22	66.67 (2.62")	19.1 (0.75")	1008	Flanged (FF)	P-L9-022-191FF-SB-T1008
22	66.67 (2.62")	19.1 (0.75")	1108	Flanged (1BF)	P-L9-022-191FF-SB-T1108
22	66.67 (2.62")	25.4 (1.00")	1008	Flanged (FF)	P-L9-022-254FF-SB-T1008
22	66.67 (2.62")	25.4 (1.00")	1108	Flanged (1BF)	P-L9-022-254FF-SB-T1108
24	72.73 (2.86")	12.7 (0.50")	1210	Flanged (2BF)	P-L9-024-127FF-SB-T1210
24	72.73 (2.86")	19.1 (0.75")	1210	Flanged (2BF)	P-L9-024-191FF-SB-T1210
24	72.73 (2.86")	25.4 (1.00")	1210	Flanged (1BF)	P-L9-024-254FF-SB-T1210
26	78.79 (3.10")	12.7 (0.50")	1210	Flanged (2BF)	P-L9-026-127FF-CB-T1210
26	78.79 (3.10")	19.1 (0.75")	1210	Flanged (2BF)	P-L9-026-191FF-CB-T1210
26	78.79 (3.10")	25.4 (1.00")	1210	Flanged (1BF)	P-L9-026-254FF-CB-T1210
28	84.86 (3.34")	12.7 (0.50")	1210	Flanged (2BF)	P-L9-028-127FF-CB-T1210
28	84.86 (3.34")	19.1 (0.75")	1610	Flanged (2BF)	P-L9-028-191FF-CB-T1610
28	84.86 (3.34")	25.4 (1.00")	1610	Flanged (1BF)	P-L9-028-254FF-CB-T1610
30	90.92 (3.58")	12.7 (0.50")	1610	Flanged (2BF)	P-L9-030-127FF-CB-T1610
30	90.92 (3.58")	19.1 (0.75")	1610	Flanged (2BF)	P-L9-030-191FF-CB-T1610
30	90.92 (3.58")	25.4 (1.00")	1610	Flanged (1BF)	P-L9-030-254FF-CB-T1610
32	96.98 (3.82")	12.7 (0.50")	1610	Flanged (2BF)	P-L9-032-127FF-CB-T1610
32	96.98 (3.82")	19.1 (0.75")	1610	Flanged (2BF)	P-L9-032-191FF-CB-T1610
32	96.98 (3.82")	25.4 (1.00")	1610	Flanged (1BF)	P-L9-032-254FF-CB-T1610
36	109.10 (4.30")	12.7 (0.50")	1610	Flanged (FF)	P-L9-036-127FF-CB-T1610
36	109.10 (4.30")	19.1 (0.75")	1610	Flanged (FF)	P-L9-036-191FF-CB-T1610
36	109.10 (4.30")	25.4 (1.00")	1610	Flanged (FF)	P-L9-036-254FF-CB-T1610
40	121.22 (4.77")	12.7 (0.50")	2012	Flanged (2BF)	P-L9-040-127FF-CB-T2012
40	121.22 (4.77")	19.1 (0.75")	1610	Flanged (2BF)	P-L9-040-191FF-CB-T1610
40	121.22 (4.77")	25.4 (1.00")	2012	Flanged (1BF)	P-L9-040-254FF-CB-T2012
48	145.47 (5.73")	12.7 (0.50")	2012	Flanged (2BF)	P-L9-048-127FF-CB-T2012
48	145.47 (5.73")	19.1 (0.75")	2012	Flanged (2BF)	P-L9-048-191FF-CB-T2012
48	145.47 (5.73")	25.4 (1.00")	2012	Flanged (1BF)	P-L9-048-254FF-CB-T2012
60	181.83 (7.16")	12.7 (0.50")	2012	Unflanged (2W)	P-L9-060-127P-CB-T2012
60	181.83 (7.16")	19.1 (0.75")	2012	Unflanged (2W)	P-L9-060-191P-CB-T2012
60	181.83 (7.16")	25.4 (1.00")	2012	Unflanged (1W)	P-L9-060-254P-CB-T2012
72	218.20 (8.59")	12.7 (0.50")	2012	Unflanged (2W)	P-L9-072-127P-CB-T2012
72	218.20 (8.59")	19.1 (0.75")	2012	Unflanged (2W)	P-L9-072-191P-CB-T2012
72	218.20 (8.59")	25.4 (1.00")	2012	Unflanged (1W)	P-L9-072-254P-CB-T2012
84	254.57 (10.02")	12.7 (0.50")	2012	Unflanged (2W)	P-L9-084-127P-CB-T2012
84	254.57 (10.02")	19.1 (0.75")	2517	Unflanged (2W)	P-L9-084-191P-CB-T2517
84	254.57 (10.02")	25.4 (1.00")	2517	Unflanged (2W)	P-L9-084-254P-CB-T2517

## 9.525mm (3/8 in.) - L Trapezoidal Through Bore

All dimensions are shown as mm (inches)

Teeth	Pitch Dia. (PD)	Max Belt Width	Bore (d)	Locking Type	Type	Part Number
10	30.31 (1.19")	12.7 (0.50")	9.525 (0.375")	Set Screw	Flanged (3BF)	P-L9-010-127FF-AL-G-095
10	30.31 (1.19")	12.7 (0.50")	10.000 (0.394")	Set Screw	Flanged (3BF)	* P-L9-010-127FF-AL-G-100
10	30.31 (1.19")	12.7 (0.50")	12.700 (0.500")	Set Screw	Flanged (3BF)	P-L9-010-127FF-AL-G-127
10	30.31 (1.19")	12.7 (0.50")	9.525 (0.375")	Set Screws	Flanged (3BF)	P-L9-010-127FF-SB-G-095
10	30.31 (1.19")	12.7 (0.50")	12.700 (0.500")	Set Screws	Flanged (3BF)	* P-L9-010-127FF-SB-G-127
10	30.31 (1.19")	12.7 (0.50")	9.525 (0.375") Unfinished	None	Flanged (FF)	P-L9-010-127FF-SB-N-095U
11	33.34 (1.31")	12.7 (0.50")	9.525 (0.375")	Set Screw	Flanged (3BF)	* P-L9-011-127FF-AL-G-095
11	33.34 (1.31")	12.7 (0.50")	10.000 (0.394")	Set Screw	Flanged (3BF)	* P-L9-011-127FF-AL-G-100
11	33.34 (1.31")	12.7 (0.50")	12.700 (0.500")	Set Screw	Flanged (3BF)	* P-L9-011-127FF-AL-G-127

Stocked or Short Delivery

Usually Available Short Delivery

Long delivery or not in current production

\* Large Minimum Quantities

\*\* Available only while stock lasts


Page 53 of 82

E&OE


# 9.525mm (3/8 in.) - L Trapezoidal Through Bore

All dimensions are shown as mm (inches)

Teeth	Pitch Dia. (PD)	Max Belt Width	Bore (d)	Locking Type	Type	Part Number
12	36.37 (1.43")	12.7 (0.50")	9.525 (0.375")	Set Screw	Flanged (3BF)	P-L9-012-127FF-AL-G-095
12	36.37 (1.43")	12.7 (0.50")	10.000 (0.394")	Set Screw	Flanged (3BF)	* P-L9-012-127FF-AL-G-100
12	36.37 (1.43")	12.7 (0.50")	12.700 (0.500")	Set Screw	Flanged (3BF)	P-L9-012-127FF-AL-G-127
12	36.37 (1.43")	12.7 (0.50")	9.525 (0.375")	Set Screws	Flanged (3BF)	P-L9-012-127FF-SB-G-095
12	36.37 (1.43")	12.7 (0.50")	12.700 (0.500")	Set Screws	Flanged (3BF)	P-L9-012-127FF-SB-G-127
12	36.37 (1.43")	12.7 (0.50")	9.525 (0.375") Unfinished	None	Flanged (FF)	P-L9-012-127FF-SB-N-095U
12	36.37 (1.43")	19.1 (0.75")	9.525 (0.375")	Set Screws	Flanged (FF)	P-L9-012-191FF-SB-G-095
12	36.37 (1.43")	19.1 (0.75")	12.700 (0.500")	Set Screws	Flanged (FF)	P-L9-012-191FF-SB-G-127
12	36.37 (1.43")	19.1 (0.75")	9.525 (0.375") Unfinished	None	Flanged (3BF)	P-L9-012-191FF-SB-N-095U
13	39.40 (1.55")	12.7 (0.50")	9.525 (0.375")	Set Screw	Flanged (3BF)	P-L9-013-127FF-AL-G-095
13	39.40 (1.55")	12.7 (0.50")	10.000 (0.394")	Set Screw	Flanged (3BF)	* P-L9-013-127FF-AL-G-100
13	39.40 (1.55")	12.7 (0.50")	12.700 (0.500")	Set Screw	Flanged (3BF)	P-L9-013-127FF-AL-G-127
13	39.40 (1.55")	12.7 (0.50")	9.525 (0.375")	Set Screw	Flanged (3BF)	P-L9-013-127FF-SB-G-095
13	39.40 (1.55")	12.7 (0.50")	12.700 (0.500")	Set Screw	Flanged (3BF)	P-L9-013-127FF-SB-G-127
13	39.40 (1.55")	12.7 (0.50")	9.525 (0.375") Unfinished	None	Flanged (3BF)	P-L9-013-127FF-SB-N-095U
13	39.40 (1.55")	19.1 (0.75")	9.525 (0.375")	Set Screws	Flanged (FF)	P-L9-013-191FF-SB-G-095
13	39.40 (1.55")	19.1 (0.75")	12.700 (0.500")	Set Screws	Flanged (FF)	P-L9-013-191FF-SB-G-127
13	39.40 (1.55")	19.1 (0.75")	9.525 (0.375") Unfinished	None	Flanged (3BF)	P-L9-013-191FF-SB-N-095U
13	39.40 (1.55")	25.4 (1.00")	9.525 (0.375")	Set Screws	Flanged (FF)	P-L9-013-254FF-SB-G-095
13	39.40 (1.55")	25.4 (1.00")	12.700 (0.500")	Set Screws	Flanged (FF)	P-L9-013-254FF-SB-G-127
13	39.40 (1.55")	25.4 (1.00")	9.525 (0.375") Unfinished	None	Flanged (3BF)	P-L9-013-254FF-SB-N-095U
14	42.43 (1.67")	12.7 (0.50")	9.525 (0.375")	Set Screw	Flanged (3BF)	P-L9-014-127FF-AL-G-095
14	42.43 (1.67")	12.7 (0.50")	12.000 (0.472")	Set Screw	Flanged (3BF)	* P-L9-014-127FF-AL-G-120
14	42.43 (1.67")	12.7 (0.50")	12.700 (0.500")	Set Screw	Flanged (3BF)	P-L9-014-127FF-AL-G-127
14	42.43 (1.67")	12.7 (0.50")	9.525 (0.375")	Set Screws	Flanged (3BF)	P-L9-014-127FF-SB-G-095
14	42.43 (1.67")	12.7 (0.50")	12.700 (0.500")	Set Screws	Flanged (3BF)	P-L9-014-127FF-SB-G-127
14	42.43 (1.67")	12.7 (0.50")	9.525 (0.375") Unfinished	None	Flanged (FF)	P-L9-014-127FF-SB-N-095U
14	42.43 (1.67")	19.1 (0.75")	9.525 (0.375")	Set Screws	Flanged (FF)	P-L9-014-191FF-SB-G-095
14	42.43 (1.67")	19.1 (0.75")	12.700 (0.500")	Set Screws	Flanged (FF)	P-L9-014-191FF-SB-G-127
14	42.43 (1.67")	19.1 (0.75")	9.525 (0.375") Unfinished	None	Flanged (3BF)	P-L9-014-191FF-SB-N-095U
14	42.43 (1.67")	25.4 (1.00")	9.525 (0.375")	Set Screws	Flanged (FF)	P-L9-014-254FF-SB-G-095
14	42.43 (1.67")	25.4 (1.00")	12.700 (0.500")	Set Screws	Flanged (FF)	P-L9-014-254FF-SB-G-127
14	42.43 (1.67")	25.4 (1.00")	9.525 (0.375") Unfinished	None	Flanged (3BF)	P-L9-014-254FF-SB-N-095U
15	45.46 (1.79")	12.7 (0.50")	9.525 (0.375")	Set Screw	Flanged (3BF)	P-L9-015-127FF-AL-G-095
15	45.46 (1.79")	12.7 (0.50")	12.000 (0.472")	Set Screw	Flanged (3BF)	* P-L9-015-127FF-AL-G-120
15	45.46 (1.79")	12.7 (0.50")	12.700 (0.500")	Set Screw	Flanged (3BF)	P-L9-015-127FF-AL-G-127
15	45.46 (1.79")	12.7 (0.50")	12.700 (0.500")	Set Screw	Flanged (3BF)	P-L9-015-127FF-SB-G-127
15	45.46 (1.79")	12.7 (0.50")	15.875 (0.625")	Set Screw	Flanged (FF)	P-L9-015-127FF-SB-G-159
15	45.46 (1.79")	12.7 (0.50")	19.050 (0.750")	Set Screw	Flanged (FF)	P-L9-015-127FF-SB-G-191
15	45.46 (1.79")	12.7 (0.50")	12.700 (0.500") Unfinished	None	Flanged (FF)	P-L9-015-127FF-SB-N-127U
15	45.46 (1.79")	19.1 (0.75")	12.700 (0.500")	Set Screws	Flanged (FF)	P-L9-015-191FF-SB-G-127
15	45.46 (1.79")	19.1 (0.75")	15.875 (0.625")	Set Screws	Flanged (FF)	P-L9-015-191FF-SB-G-159
15	45.46 (1.79")	19.1 (0.75")	19.050 (0.750")	Set Screws	Flanged (FF)	P-L9-015-191FF-SB-G-191
15	45.46 (1.79")	19.1 (0.75")	12.700 (0.500") Unfinished	None	Flanged (3BF)	P-L9-015-191FF-SB-N-127U
15	45.46 (1.79")	25.4 (1.00")	12.700 (0.500")	Set Screws	Flanged (FF)	P-L9-015-254FF-SB-G-127
15	45.46 (1.79")	25.4 (1.00")	15.875 (0.625")	Set Screws	Flanged (FF)	P-L9-015-254FF-SB-G-159
15	45.46 (1.79")	25.4 (1.00")	19.050 (0.750")	Set Screws	Flanged (FF)	P-L9-015-254FF-SB-G-191
15	45.46 (1.79")	25.4 (1.00")	12.700 (0.500") Unfinished	None	Flanged (3BF)	P-L9-015-254FF-SB-N-127U

 Stocked or Short Delivery

 Usually Available Short Delivery

 Long delivery or not in current production


\* Large Minimum Quantities

\*\* Available only while stock lasts


# 9.525mm (3/8 in.) - L Trapezoidal Through Bore

All dimensions are shown as mm (inches)

Teeth	Pitch Dia. (PD)	Max Belt Width	Bore (d)	Locking Type	Type	Part Number
16	48.49 (1.91")	12.7 (0.50")	12.700 (0.500")	Set Screw	Flanged (3BF)	P-L9-016-127FF-AL-G-127
16	48.49 (1.91")	12.7 (0.50")	14.000 (0.551")	Set Screw	Flanged (3BF)	* P-L9-016-127FF-AL-G-140
16	48.49 (1.91")	12.7 (0.50")	15.875 (0.625")	Set Screw	Flanged (3BF)	* P-L9-016-127FF-AL-G-159
16	48.49 (1.91")	12.7 (0.50")	9.525 (0.375")	Set Screws	Flanged (3BF)	* P-L9-016-127FF-SB-G-095
16	48.49 (1.91")	12.7 (0.50")	12.700 (0.500")	Set Screws	Flanged (3BF)	P-L9-016-127FF-SB-G-127
16	48.49 (1.91")	12.7 (0.50")	15.875 (0.625")	Set Screws	Flanged (FF)	P-L9-016-127FF-SB-G-159
16	48.49 (1.91")	12.7 (0.50")	19.050 (0.750")	Set Screws	Flanged (FF)	P-L9-016-127FF-SB-G-191
16	48.49 (1.91")	12.7 (0.50")	12.700 (0.500") Unfinished	None	Flanged (FF)	P-L9-016-127FF-SB-N-127U
16	48.49 (1.91")	19.1 (0.75")	12.700 (0.500")	Set Screws	Flanged (FF)	P-L9-016-191FF-SB-G-127
16	48.49 (1.91")	19.1 (0.75")	15.875 (0.625")	Set Screws	Flanged (FF)	P-L9-016-191FF-SB-G-159
16	48.49 (1.91")	19.1 (0.75")	19.050 (0.750")	Set Screws	Flanged (FF)	P-L9-016-191FF-SB-G-191
16	48.49 (1.91")	19.1 (0.75")	12.700 (0.500") Unfinished	None	Flanged (3BF)	P-L9-016-191FF-SB-N-127U
16	48.49 (1.91")	25.4 (1.00")	12.700 (0.500")	Set Screws	Flanged (FF)	P-L9-016-254FF-SB-G-127
16	48.49 (1.91")	25.4 (1.00")	15.875 (0.625")	Set Screws	Flanged (FF)	P-L9-016-254FF-SB-G-159
16	48.49 (1.91")	25.4 (1.00")	19.050 (0.750")	Set Screws	Flanged (FF)	P-L9-016-254FF-SB-G-191
16	48.49 (1.91")	25.4 (1.00")	12.700 (0.500") Unfinished	None	Flanged (3BF)	P-L9-016-254FF-SB-N-127U
17	51.52 (2.03")	12.7 (0.50")	12.700 (0.500")	Set Screw	Flanged (3BF)	P-L9-017-127FF-AL-G-127
17	51.52 (2.03")	12.7 (0.50")	14.000 (0.551")	Set Screw	Flanged (3BF)	* P-L9-017-127FF-AL-G-140
17	51.52 (2.03")	12.7 (0.50")	15.875 (0.625")	Set Screw	Flanged (3BF)	* P-L9-017-127FF-AL-G-159
17	51.52 (2.03")	12.7 (0.50")	9.525 (0.375")	Set Screws	Flanged (3BF)	* P-L9-017-127FF-SB-G-095
17	51.52 (2.03")	12.7 (0.50")	12.700 (0.500")	Set Screws	Flanged (3BF)	P-L9-017-127FF-SB-G-127
17	51.52 (2.03")	12.7 (0.50")	15.875 (0.625")	Set Screws	Flanged (FF)	P-L9-017-127FF-SB-G-159
17	51.52 (2.03")	12.7 (0.50")	19.050 (0.750")	Set Screws	Flanged (FF)	P-L9-017-127FF-SB-G-191
17	51.52 (2.03")	12.7 (0.50")	12.700 (0.500") Unfinished	None	Flanged (FF)	P-L9-017-127FF-SB-N-127U
17	51.52 (2.03")	19.1 (0.75")	12.700 (0.500")	Set Screws	Flanged (FF)	P-L9-017-191FF-SB-G-127
17	51.52 (2.03")	19.1 (0.75")	15.875 (0.625")	Set Screws	Flanged (FF)	P-L9-017-191FF-SB-G-159
17	51.52 (2.03")	19.1 (0.75")	19.050 (0.750")	Set Screws	Flanged (FF)	P-L9-017-191FF-SB-G-191
17	51.52 (2.03")	19.1 (0.75")	12.700 (0.500") Unfinished	None	Flanged (FF)	P-L9-017-191FF-SB-N-127
17	51.52 (2.03")	19.1 (0.75")	12.700 (0.500") Unfinished	None	Flanged (3BF)	P-L9-017-191FF-SB-N-127U
17	51.52 (2.03")	25.4 (1.00")	12.700 (0.500")	Set Screws	Flanged (FF)	P-L9-017-254FF-SB-G-127
17	51.52 (2.03")	25.4 (1.00")	15.875 (0.625")	Set Screws	Flanged (FF)	P-L9-017-254FF-SB-G-159
17	51.52 (2.03")	25.4 (1.00")	19.050 (0.750")	Set Screws	Flanged (FF)	P-L9-017-254FF-SB-G-191
17	51.52 (2.03")	25.4 (1.00")	12.700 (0.500") Unfinished	None	Flanged (3BF)	P-L9-017-254FF-SB-N-127U
18	54.55 (2.15")	12.7 (0.50")	12.700 (0.500")	Set Screw	Flanged (3BF)	P-L9-018-127FF-AL-G-127
18	54.55 (2.15")	12.7 (0.50")	14.000 (0.551")	Set Screw	Flanged (3BF)	* P-L9-018-127FF-AL-G-140
18	54.55 (2.15")	12.7 (0.50")	15.875 (0.625")	Set Screw	Flanged (3BF)	* P-L9-018-127FF-AL-G-159
18	54.55 (2.15")	12.7 (0.50")	9.525 (0.375")	Set Screws	Flanged (3BF)	* P-L9-018-127FF-SB-G-095
18	54.55 (2.15")	12.7 (0.50")	12.700 (0.500")	Set Screws	Flanged (3BF)	* P-L9-018-127FF-SB-G-127
18	54.55 (2.15")	12.7 (0.50")	12.700 (0.500") Unfinished	None	Flanged (FF)	P-L9-018-127FF-SB-N-127U
18	54.55 (2.15")	19.1 (0.75")	12.700 (0.500") Unfinished	None	Flanged (FF)	P-L9-018-191FF-SB-N-127U
18	54.55 (2.15")	25.4 (1.00")	12.700 (0.500") Unfinished	None	Flanged (FF)	P-L9-018-254FF-SB-N-127U
19	57.58 (2.27")	12.7 (0.50")	12.700 (0.500")	Set Screw	Flanged (3BF)	P-L9-019-127FF-AL-G-127
19	57.58 (2.27")	12.7 (0.50")	14.000 (0.551")	Set Screw	Flanged (3BF)	* P-L9-019-127FF-AL-G-140
19	57.58 (2.27")	12.7 (0.50")	15.875 (0.625")	Set Screw	Flanged (3BF)	* P-L9-019-127FF-AL-G-159
19	57.58 (2.27")	12.7 (0.50")	9.525 (0.375")	Set Screws	Flanged (3BF)	* P-L9-019-127FF-SB-G-095
19	57.58 (2.27")	12.7 (0.50")	12.700 (0.500")	Set Screws	Flanged (3BF)	* P-L9-019-127FF-SB-G-127
19	57.58 (2.27")	12.7 (0.50")	12.700 (0.500") Unfinished	None	Flanged (FF)	P-L9-019-127FF-SB-N-127U
19	57.58 (2.27")	19.1 (0.75")	12.700 (0.500") Unfinished	None	Flanged (FF)	P-L9-019-191FF-SB-N-127U

 Stocked or Short Delivery

 Usually Available Short Delivery

 Long delivery or not in current production


\* Large Minimum Quantities

\*\* Available only while stock lasts


# 9.525mm (3/8 in.) - L Trapezoidal Through Bore

All dimensions are shown as mm (inches)

Teeth	Pitch Dia. (PD)	Max Belt Width	Bore (d)	Locking Type	Type	Part Number
19	57.58 (2.27")	25.4 (1.00")	12.700 (0.500") Unfinished	None	Flanged (FF)	P-L9-019-254FF-SB-N-127U
20	60.61 (2.39")	12.7 (0.50")	12.700 (0.500")	Set Screw	Flanged (3BF)	P-L9-020-127FF-AL-G-127
20	60.61 (2.39")	12.7 (0.50")	14.000 (0.551")	Set Screw	Flanged (3BF)	* P-L9-020-127FF-AL-G-140
20	60.61 (2.39")	12.7 (0.50")	15.875 (0.625")	Set Screw	Flanged (3BF)	* P-L9-020-127FF-AL-G-159
20	60.61 (2.39")	12.7 (0.50")	9.525 (0.375")	Set Screws	Flanged (3BF)	* P-L9-020-127FF-SB-G-095
20	60.61 (2.39")	12.7 (0.50")	12.700 (0.500")	Set Screws	Flanged (3BF)	* P-L9-020-127FF-SB-G-127
20	60.61 (2.39")	12.7 (0.50")	12.700 (0.500") Unfinished	None	Flanged (FF)	P-L9-020-127FF-SB-N-127U
20	60.61 (2.39")	19.1 (0.75")	12.700 (0.500") Unfinished	None	Flanged (FF)	P-L9-020-191FF-SB-N-127U
20	60.61 (2.39")	25.4 (1.00")	12.700 (0.500") Unfinished	None	Flanged (FF)	P-L9-020-254FF-SB-N-127U
21	63.64 (2.51")	12.7 (0.50")	12.700 (0.500")	Set Screw	Flanged (3BF)	P-L9-021-127FF-AL-G-127
21	63.64 (2.51")	12.7 (0.50")	14.000 (0.551")	Set Screw	Flanged (3BF)	* P-L9-021-127FF-AL-G-140
21	63.64 (2.51")	12.7 (0.50")	15.875 (0.625")	Set Screw	Flanged (3BF)	* P-L9-021-127FF-AL-G-159
21	63.64 (2.51")	12.7 (0.50")	9.525 (0.375")	Set Screws	Flanged (3BF)	* P-L9-021-127FF-SB-G-095
21	63.64 (2.51")	12.7 (0.50")	12.700 (0.500")	Set Screws	Flanged (3BF)	* P-L9-021-127FF-SB-G-127
21	63.64 (2.51")	12.7 (0.50")	12.700 (0.500") Unfinished	None	Flanged (FF)	P-L9-021-127FF-SB-N-127U
21	63.64 (2.51")	19.1 (0.75")	15.875 (0.625") Unfinished	None	Flanged (FF)	P-L9-021-191FF-CB-N-159U
21	63.64 (2.51")	25.4 (1.00")	15.875 (0.625") Unfinished	None	Flanged (FF)	P-L9-021-254FF-CB-N-159U
22	66.67 (2.62")	12.7 (0.50")	12.700 (0.500")	Set Screw	Flanged (3BF)	P-L9-022-127FF-AL-G-127
22	66.67 (2.62")	12.7 (0.50")	14.000 (0.551")	Set Screw	Flanged (3BF)	* P-L9-022-127FF-AL-G-140
22	66.67 (2.62")	12.7 (0.50")	15.875 (0.625")	Set Screw	Flanged (3BF)	* P-L9-022-127FF-AL-G-159
22	66.67 (2.62")	12.7 (0.50")	9.525 (0.375")	Set Screws	Flanged (3BF)	* P-L9-022-127FF-SB-G-095
22	66.67 (2.62")	12.7 (0.50")	12.700 (0.500")	Set Screws	Flanged (3BF)	* P-L9-022-127FF-SB-G-127
22	66.67 (2.62")	12.7 (0.50")	12.700 (0.500") Unfinished	None	Flanged (FF)	P-L9-022-127FF-SB-N-127U
22	66.67 (2.62")	19.1 (0.75")	15.875 (0.625") Unfinished	None	Flanged (FF)	P-L9-022-191FF-CB-N-159U
22	66.67 (2.62")	25.4 (1.00")	15.875 (0.625") Unfinished	None	Flanged (FF)	P-L9-022-254FF-CB-N-159U
24	72.73 (2.86")	12.7 (0.50")	12.700 (0.500")	Set Screw	Flanged (3BF)	P-L9-024-127FF-AL-G-127
24	72.73 (2.86")	12.7 (0.50")	14.000 (0.551")	Set Screw	Flanged (3BF)	* P-L9-024-127FF-AL-G-140
24	72.73 (2.86")	12.7 (0.50")	15.875 (0.625")	Set Screw	Flanged (3BF)	* P-L9-024-127FF-AL-G-159
24	72.73 (2.86")	12.7 (0.50")	9.525 (0.375")	Set Screws	Flanged (3BF)	* P-L9-024-127FF-SB-G-095
24	72.73 (2.86")	12.7 (0.50")	12.700 (0.500")	Set Screws	Flanged (3BF)	* P-L9-024-127FF-SB-G-127
24	72.73 (2.86")	12.7 (0.50")	12.700 (0.500") Unfinished	None	Flanged (FF)	P-L9-024-127FF-SB-N-127U
24	72.73 (2.86")	19.1 (0.75")	15.875 (0.625") Unfinished	None	Flanged (FF)	P-L9-024-191FF-CB-N-159U
24	72.73 (2.86")	25.4 (1.00")	15.875 (0.625") Unfinished	None	Flanged (FF)	P-L9-024-254FF-CB-N-159U
26	78.79 (3.10")	12.7 (0.50")	9.525 (0.375")	Set Screws	Flanged (3BF)	* P-L9-026-127FF-SB-G-095
26	78.79 (3.10")	12.7 (0.50")	12.700 (0.500")	Set Screws	Flanged (3BF)	* P-L9-026-127FF-SB-G-127
26	78.79 (3.10")	12.7 (0.50")	12.700 (0.500") Unfinished	None	Flanged (FF)	P-L9-026-127FF-SB-N-127U
26	78.79 (3.10")	19.1 (0.75")	15.875 (0.625") Unfinished	None	Flanged (FF)	P-L9-026-191FF-CB-N-159U
26	78.79 (3.10")	25.4 (1.00")	15.875 (0.625") Unfinished	None	Flanged (FF)	P-L9-026-254FF-CB-N-159U
28	84.86 (3.34")	12.7 (0.50")	9.525 (0.375")	Set Screws	Flanged (3BF)	* P-L9-028-127FF-SB-G-095
28	84.86 (3.34")	12.7 (0.50")	12.700 (0.500")	Set Screws	Flanged (3BF)	* P-L9-028-127FF-SB-G-127
28	84.86 (3.34")	12.7 (0.50")	12.700 (0.500") Unfinished	None	Flanged (FF)	P-L9-028-127FF-SB-N-127U
28	84.86 (3.34")	19.1 (0.75")	15.875 (0.625") Unfinished	None	Flanged (FF)	P-L9-028-191FF-CB-N-159U
28	84.86 (3.34")	25.4 (1.00")	15.875 (0.625") Unfinished	None	Flanged (FF)	P-L9-028-254FF-CB-N-159U
30	90.92 (3.58")	12.7 (0.50")	9.525 (0.375")	Set Screws	Flanged (3BF)	* P-L9-030-127FF-SB-G-095

 Stocked or Short Delivery

 Usually Available Short Delivery

 Long delivery or not in current production

\* Large Minimum Quantities

\*\* Available only while stock lasts



## 9.525mm (3/8 in.) - L Trapezoidal Through Bore

All dimensions are shown as mm (inches)

Teeth	Pitch Dia. (PD)	Max Belt Width	Bore (d)	Locking Type	Type	Part Number
30	90.92 (3.58")	12.7 (0.50")	12.700 (0.500")	Set Screws	Flanged (3BF)	* P-L9-030-127FF-SB-G-127
30	90.92 (3.58")	12.7 (0.50")	12.700 (0.500") Unfinished	None	Flanged (FF)	P-L9-030-127FF-SB-N-127U
30	90.92 (3.58")	19.1 (0.75")	15.875 (0.625") Unfinished	None	Flanged (FF)	P-L9-030-191FF-CB-N-159U
30	90.92 (3.58")	25.4 (1.00")	15.875 (0.625") Unfinished	None	Flanged (FF)	P-L9-030-254FF-CB-N-159U
32	96.98 (3.82")	12.7 (0.50")	9.525 (0.375")	Set Screws	Flanged (3BF)	* P-L9-032-127FF-SB-G-095
32	96.98 (3.82")	12.7 (0.50")	12.700 (0.500")	Set Screws	Flanged (3BF)	* P-L9-032-127FF-SB-G-127
32	96.98 (3.82")	12.7 (0.50")	12.700 (0.500") Unfinished	None	Flanged (FF)	P-L9-032-127FF-SB-N-127U
32	96.98 (3.82")	19.1 (0.75")	15.875 (0.625") Unfinished	None	Flanged (FF)	P-L9-032-191FF-CB-N-159U
32	96.98 (3.82")	25.4 (1.00")	15.875 (0.625") Unfinished	None	Flanged (FF)	P-L9-032-254FF-CB-N-159U
36	109.10 (4.30")	12.7 (0.50")	12.700 (0.500") Unfinished	None	Flanged (FF)	P-L9-036-127FF-SB-N-127U
36	109.10 (4.30")	19.1 (0.75")	15.875 (0.625") Unfinished	None	Flanged (FF)	P-L9-036-191FF-CB-N-159U
36	109.10 (4.30")	25.4 (1.00")	15.875 (0.625") Unfinished	None	Flanged (FF)	P-L9-036-254FF-CB-N-159U
40	121.22 (4.77")	12.7 (0.50")	12.700 (0.500") Unfinished	None	Flanged (FF)	P-L9-040-127FF-SB-N-127U
40	121.22 (4.77")	19.1 (0.75")	15.875 (0.625") Unfinished	None	Flanged (FF)	P-L9-040-191FF-CB-N-159U
40	121.22 (4.77")	25.4 (1.00")	15.875 (0.625") Unfinished	None	Flanged (FF)	P-L9-040-254FF-CB-N-159U

## 10mm - AT10 Trapezoidal Through Bore

All dimensions are shown as mm (inches)

Teeth	Pitch Dia. (PD)	Max Belt Width	Bore (d)	Locking Type	Type	Part Number
15	47.73 (1.88")	16.0 (0.63")	8.000 (0.315")	None	Flanged (FF)	* P-100A-015-160FF-AL-N-080
15	47.73 (1.88")	25.0 (0.98")	8.000 (0.315")	None	Flanged (FF)	* P-100A-015-250FF-AL-N-080
16	50.91 (2.00")	16.0 (0.63")	8.000 (0.315")	None	Flanged (FF)	* P-100A-016-160FF-AL-N-080
16	50.91 (2.00")	25.0 (0.98")	8.000 (0.315")	None	Flanged (FF)	* P-100A-016-250FF-AL-N-080
18	57.27 (2.25")	16.0 (0.63")	10.000 (0.394")	None	Flanged (FF)	P-100A-018-160FF-AL-N-100
18	57.27 (2.25")	25.0 (0.98")	10.000 (0.394")	None	Flanged (FF)	P-100A-018-250FF-AL-N-100
18	57.27 (2.25")	32.0 (1.26")	10.000 (0.394")	None	Flanged (FF)	P-100A-018-320FF-AL-N-100
18	57.27 (2.25")	50.0 (1.97")	10.000 (0.394")	None	Flanged (FF)	P-100A-018-500FF-AL-N-100
19	60.45 (2.38")	16.0 (0.63")	8.000 (0.315")	None	Flanged (FF)	* P-100A-019-160FF-AL-N-080
19	60.45 (2.38")	25.0 (0.98")	8.000 (0.315")	None	Flanged (FF)	* P-100A-019-250FF-AL-N-080
19	60.45 (2.38")	32.0 (1.26")	10.000 (0.394")	None	Flanged (FF)	* P-100A-019-320FF-AL-N-100
19	60.45 (2.38")	50.0 (1.97")	10.000 (0.394")	None	Flanged (FF)	* P-100A-019-500FF-AL-N-100
20	63.63 (2.51")	16.0 (0.63")	12.000 (0.472")	None	Flanged (FF)	P-100A-020-160FF-AL-N-120
20	63.63 (2.51")	25.0 (0.98")	12.000 (0.472")	None	Flanged (FF)	P-100A-020-250FF-AL-N-120
20	63.63 (2.51")	32.0 (1.26")	12.000 (0.472")	None	Flanged (FF)	P-100A-020-320FF-AL-N-120
20	63.63 (2.51")	50.0 (1.97")	12.000 (0.472")	None	Flanged (FF)	P-100A-020-500FF-AL-N-120
22	70.00 (2.76")	16.0 (0.63")	12.000 (0.472")	None	Flanged (FF)	P-100A-022-160FF-AL-N-120
22	70.00 (2.76")	25.0 (0.98")	12.000 (0.472")	None	Flanged (FF)	P-100A-022-250FF-AL-N-120
22	70.00 (2.76")	32.0 (1.26")	12.000 (0.472")	None	Flanged (FF)	P-100A-022-320FF-AL-N-120
22	70.00 (2.76")	50.0 (1.97")	12.000 (0.472")	None	Flanged (FF)	P-100A-022-500FF-AL-N-120
24	76.36 (3.01")	16.0 (0.63")	12.000 (0.472")	None	Flanged (FF)	P-100A-024-160FF-AL-N-120
24	76.36 (3.01")	25.0 (0.98")	12.000 (0.472")	None	Flanged (FF)	P-100A-024-250FF-AL-N-120
24	76.36 (3.01")	32.0 (1.26")	12.000 (0.472")	None	Flanged (FF)	P-100A-024-320FF-AL-N-120
24	76.36 (3.01")	50.0 (1.97")	12.000 (0.472")	None	Flanged (FF)	P-100A-024-500FF-AL-N-120
25	79.54 (3.13")	16.0 (0.63")	12.000 (0.472")	None	Flanged (FF)	P-100A-025-160FF-AL-N-120
25	79.54 (3.13")	25.0 (0.98")	8.000 (0.315")	None	Flanged (FF)	* P-100A-025-250FF-AL-N-080
25	79.54 (3.13")	25.0 (0.98")	12.000 (0.472")	None	Flanged (FF)	P-100A-025-250FF-AL-N-120
25	79.54 (3.13")	32.0 (1.26")	12.000 (0.472")	None	Flanged (FF)	P-100A-025-320FF-AL-N-120
25	79.54 (3.13")	50.0 (1.97")	12.000 (0.472")	None	Flanged (FF)	P-100A-025-500FF-AL-N-120
26	82.72 (3.26")	16.0 (0.63")	12.000 (0.472")	None	Flanged (FF)	* P-100A-026-160FF-AL-N-120

Stocked or Short Delivery

Usually Available Short Delivery

Long delivery or not in current production

\* Large Minimum Quantities

\*\* Available only while stock lasts

Page 57 of 82

E&OE

## 10mm - AT10 Trapezoidal Through Bore

All dimensions are shown as mm (inches)

Teeth	Pitch Dia. (PD)	Max Belt Width	Bore (d)	Locking Type	Type	Part Number
26	82.72 (3.26")	25.0 (0.98")	8.000 (0.315")	None	Flanged (FF)	* P-100A-026-250FF-AL-N-080
26	82.72 (3.26")	32.0 (1.26")	12.000 (0.472")	None	Flanged (FF)	* P-100A-026-320FF-AL-N-120
26	82.72 (3.26")	50.0 (1.97")	12.000 (0.472")	None	Flanged (FF)	* P-100A-026-560FF-AL-N-120
27	85.91 (3.38")	16.0 (0.63")	12.000 (0.472")	None	Flanged (FF)	P-100A-027-160FF-AL-N-120
27	85.91 (3.38")	25.0 (0.98")	12.000 (0.472")	None	Flanged (FF)	P-100A-027-250FF-AL-N-120
27	85.91 (3.38")	32.0 (1.26")	12.000 (0.472")	None	Flanged (FF)	P-100A-027-320FF-AL-N-120
27	85.91 (3.38")	50.0 (1.97")	12.000 (0.472")	None	Flanged (FF)	P-100A-027-500FF-AL-N-120
28	89.09 (3.51")	16.0 (0.63")	12.000 (0.472")	None	Flanged (FF)	* P-100A-028-160FF-AL-N-120
28	89.09 (3.51")	25.0 (0.98")	8.000 (0.315")	None	Flanged (FF)	* P-100A-028-250FF-AL-N-080
28	89.09 (3.51")	32.0 (1.26")	12.000 (0.472")	None	Flanged (FF)	* P-100A-028-320FF-AL-N-120
28	89.09 (3.51")	50.0 (1.97")	12.000 (0.472")	None	Flanged (FF)	* P-100A-028-500FF-AL-N-120
30	95.45 (3.76")	16.0 (0.63")	12.000 (0.472")	None	Flanged (FF)	P-100A-030-160FF-AL-N-120
30	95.45 (3.76")	25.0 (0.98")	12.000 (0.472")	None	Flanged (FF)	P-100A-030-250FF-AL-N-120
30	95.45 (3.76")	32.0 (1.26")	12.000 (0.472")	None	Flanged (FF)	P-100A-030-320FF-AL-N-120
30	95.45 (3.76")	50.0 (1.97")	12.000 (0.472")	None	Flanged (FF)	P-100A-030-500FF-AL-N-120
32	101.81 (4.01")	16.0 (0.63")	12.000 (0.472")	None	Flanged (FF)	P-100A-032-160FF-AL-N-120
32	101.81 (4.01")	25.0 (0.98")	12.000 (0.472")	None	Flanged (FF)	P-100A-032-250FF-AL-N-120
32	101.81 (4.01")	32.0 (1.26")	12.000 (0.472")	None	Flanged (FF)	P-100A-032-320FF-AL-N-120
32	101.81 (4.01")	50.0 (1.97")	12.000 (0.472")	None	Flanged (FF)	P-100A-032-500FF-AL-N-120
36	114.54 (4.51")	16.0 (0.63")	16.000 (0.630")	None	Flanged (FF)	P-100A-036-160FF-AL-N-160
36	114.54 (4.51")	25.0 (0.98")	16.000 (0.630")	None	Flanged (FF)	P-100A-036-250FF-AL-N-160
36	114.54 (4.51")	32.0 (1.26")	16.000 (0.630")	None	Flanged (FF)	P-100A-036-320FF-AL-N-160
36	114.54 (4.51")	50.0 (1.97")	16.000 (0.630")	None	Flanged (FF)	P-100A-036-500FF-AL-N-160
40	127.27 (5.01")	16.0 (0.63")	16.000 (0.630")	None	Flanged (FF)	P-100A-040-160FF-AL-N-160
40	127.27 (5.01")	25.0 (0.98")	16.000 (0.630")	None	Flanged (FF)	P-100A-040-250FF-AL-N-160
40	127.27 (5.01")	32.0 (1.26")	16.000 (0.630")	None	Flanged (FF)	P-100A-040-320FF-AL-N-160
40	127.27 (5.01")	50.0 (1.97")	16.000 (0.630")	None	Flanged (FF)	P-100A-040-500FF-AL-N-160
44	139.99 (5.51")	16.0 (0.63")	16.000 (0.630")	None	Flanged (FF)	P-100A-044-160FF-AL-N-160
44	139.99 (5.51")	25.0 (0.98")	16.000 (0.630")	None	Flanged (FF)	P-100A-044-250FF-AL-N-160
44	139.99 (5.51")	32.0 (1.26")	16.000 (0.630")	None	Flanged (FF)	P-100A-044-320FF-AL-N-160
44	139.99 (5.51")	32.0 (1.26")	16.000 (0.630")	None	Unflanged (P)	* P-100A-044-320P-AL-N-160
44	139.99 (5.51")	50.0 (1.97")	16.000 (0.630")	None	Flanged (FF)	P-100A-044-500FF-AL-N-160
48	152.72 (6.01")	16.0 (0.63")	16.000 (0.630")	None	Unflanged (P)	P-100A-048-160P-AL-N-160
48	152.72 (6.01")	25.0 (0.98")	16.000 (0.630")	None	Unflanged (P)	P-100A-048-250P-AL-N-160
48	152.72 (6.01")	32.0 (1.26")	16.000 (0.630")	None	Unflanged (P)	P-100A-048-320P-AL-N-160
48	152.72 (6.01")	50.0 (1.97")	16.000 (0.630")	None	Unflanged (P)	P-100A-048-500P-AL-N-160
60	190.90 (7.52")	16.0 (0.63")	16.000 (0.630")	None	Unflanged (P)	P-100A-060-160P-AL-N-160
60	190.90 (7.52")	25.0 (0.98")	16.000 (0.630")	None	Unflanged (P)	P-100A-060-250P-AL-N-160
60	190.90 (7.52")	32.0 (1.26")	16.000 (0.630")	None	Unflanged (P)	P-100A-060-320P-AL-N-160
60	190.90 (7.52")	50.0 (1.97")	16.000 (0.630")	None	Unflanged (P)	P-100A-060-500P-AL-N-160

## 10mm - T10 Trapezoidal Through Bore

All dimensions are shown as mm (inches)

Teeth	Pitch Dia. (PD)	Max Belt Width	Bore (d)	Locking Type	Type	Part Number
14	44.54 (1.75")	16.0 (0.63")	8.000 (0.315")	None	Flanged (FF)	P-100T-014-160FF-AL-N-080
14	44.54 (1.75")	26.0 (1.02")	8.000 (0.315")	None	Flanged (FF)	P-100T-014-250FF-AL-N-080
15	47.73 (1.88")	16.0 (0.63")	8.000 (0.315")	None	Flanged (FF)	P-100T-015-160FF-AL-N-080
15	47.73 (1.88")	26.0 (1.02")	8.000 (0.315")	None	Flanged (FF)	P-100T-015-250FF-AL-N-080
16	50.91 (2.00")	16.0 (0.63")	8.000 (0.315")	None	Flanged (FF)	P-100T-016-160FF-AL-N-080
16	50.91 (2.00")	26.0 (1.02")	8.000 (0.315")	None	Flanged (FF)	P-100T-016-250FF-AL-N-080
18	57.27 (2.25")	16.0 (0.63")	8.000 (0.315")	None	Flanged (FF)	P-100T-018-160FF-AL-N-080
18	57.27 (2.25")	26.0 (1.02")	8.000 (0.315")	None	Flanged (FF)	P-100T-018-250FF-AL-N-080
18	57.27 (2.25")	32.0 (1.26")	8.000 (0.315")	None	Flanged (FF)	P-100T-018-320FF-AL-N-080
18	57.27 (2.25")	50.0 (1.97")	8.000 (0.315")	None	Flanged (FF)	P-100T-018-500FF-AL-N-080
19	60.45 (2.38")	16.0 (0.63")	8.000 (0.315")	None	Flanged (FF)	P-100T-019-160FF-AL-N-080

Stocked or Short Delivery

Usually Available Short Delivery

Long delivery or not in current production

\* Large Minimum Quantities

\*\* Available only while stock lasts

Page 58 of 82

E&OE

<b>10mm - T10 Trapezoidal Through Bore</b>					All dimensions are shown as mm (inches)	
Teeth	Pitch Dia. (PD)	Max Belt Width	Bore (d)	Locking Type	Type	Part Number
19	60.45 (2.38")	26.0 (1.02")	8.000 (0.315")	None	Flanged (FF)	P-100T-019-250FF-AL-N-080
19	60.45 (2.38")	32.0 (1.26")	8.000 (0.315")	None	Flanged (FF)	P-100T-019-320FF-AL-N-080
19	60.45 (2.38")	50.0 (1.97")	8.000 (0.315")	None	Flanged (FF)	P-100T-019-500FF-AL-N-080
20	63.63 (2.51")	16.0 (0.63")	8.000 (0.315")	None	Flanged (FF)	P-100T-020-160FF-AL-N-080
20	63.63 (2.51")	26.0 (1.02")	8.000 (0.315")	None	Flanged (FF)	P-100T-020-250FF-AL-N-080
20	63.63 (2.51")	32.0 (1.26")	8.000 (0.315")	None	Flanged (FF)	P-100T-020-320FF-AL-N-080
20	63.63 (2.51")	50.0 (1.97")	8.000 (0.315")	None	Flanged (FF)	P-100T-020-500FF-AL-N-080
24	76.36 (3.01")	16.0 (0.63")	8.000 (0.315")	None	Flanged (FF)	P-100T-024-160FF-AL-N-080
24	76.36 (3.01")	26.0 (1.02")	8.000 (0.315")	None	Flanged (FF)	P-100T-024-250FF-AL-N-080
24	76.36 (3.01")	32.0 (1.26")	8.000 (0.315")	None	Flanged (FF)	P-100T-024-320FF-AL-N-080
24	76.36 (3.01")	50.0 (1.97")	8.000 (0.315")	None	Flanged (FF)	P-100T-024-500FF-AL-N-080
25	79.54 (3.13")	16.0 (0.63")	8.000 (0.315")	None	Flanged (FF)	P-100T-025-160FF-AL-N-080
25	79.54 (3.13")	26.0 (1.02")	8.000 (0.315")	None	Flanged (FF)	P-100T-025-250FF-AL-N-080
25	79.54 (3.13")	32.0 (1.26")	8.000 (0.315")	None	Flanged (FF)	P-100T-025-320FF-AL-N-080
25	79.54 (3.13")	50.0 (1.97")	8.000 (0.315")	None	Flanged (FF)	P-100T-025-500FF-AL-N-080
27	85.91 (3.38")	16.0 (0.63")	8.000 (0.315")	None	Flanged (FF)	P-100T-027-160FF-AL-N-080
27	85.91 (3.38")	26.0 (1.02")	8.000 (0.315")	None	Flanged (FF)	P-100T-027-250FF-AL-N-080
27	85.91 (3.38")	32.0 (1.26")	8.000 (0.315")	None	Flanged (FF)	P-100T-027-320FF-AL-N-080
27	85.91 (3.38")	50.0 (1.97")	8.000 (0.315")	None	Flanged (FF)	P-100T-027-500FF-AL-N-080
30	95.45 (3.76")	16.0 (0.63")	8.000 (0.315")	None	Flanged (FF)	P-100T-030-160FF-AL-N-080
30	95.45 (3.76")	26.0 (1.02")	8.000 (0.315")	None	Flanged (FF)	P-100T-030-250FF-AL-N-080
30	95.45 (3.76")	32.0 (1.26")	8.000 (0.315")	None	Flanged (FF)	P-100T-030-320FF-AL-N-080
30	95.45 (3.76")	50.0 (1.97")	8.000 (0.315")	None	Flanged (FF)	P-100T-030-500FF-AL-N-080
32	101.81 (4.01")	16.0 (0.63")	10.000 (0.394")	None	Flanged (FF)	P-100T-032-160FF-AL-N-100
32	101.81 (4.01")	26.0 (1.02")	10.000 (0.394")	None	Flanged (FF)	P-100T-032-250FF-AL-N-100
32	101.81 (4.01")	32.0 (1.26")	10.000 (0.394")	None	Flanged (FF)	P-100T-032-320FF-AL-N-100
32	101.81 (4.01")	50.0 (1.97")	10.000 (0.394")	None	Flanged (FF)	P-100T-032-500FF-AL-N-100
36	114.54 (4.51")	16.0 (0.63")	10.000 (0.394")	None	Flanged (FF)	P-100T-036-160FF-AL-N-100
36	114.54 (4.51")	26.0 (1.02")	10.000 (0.394")	None	Flanged (FF)	P-100T-036-250FF-AL-N-100
36	114.54 (4.51")	32.0 (1.26")	10.000 (0.394")	None	Flanged (FF)	P-100T-036-320FF-AL-N-100
36	114.54 (4.51")	50.0 (1.97")	10.000 (0.394")	None	Flanged (FF)	P-100T-036-500FF-AL-N-100
40	127.27 (5.01")	16.0 (0.63")	10.000 (0.394")	None	Flanged (FF)	P-100T-040-160FF-AL-N-100
40	127.27 (5.01")	26.0 (1.02")	10.000 (0.394")	None	Flanged (FF)	P-100T-040-250FF-AL-N-100
40	127.27 (5.01")	32.0 (1.26")	10.000 (0.394")	None	Flanged (FF)	P-100T-040-320FF-AL-N-100
40	127.27 (5.01")	50.0 (1.97")	10.000 (0.394")	None	Flanged (FF)	P-100T-040-500FF-AL-N-100
48	152.72 (6.01")	16.0 (0.63")	16.000 (0.630")	None	Unflanged (P)	P-100T-048-160P-AL-N-160
48	152.72 (6.01")	26.0 (1.02")	16.000 (0.630")	None	Unflanged (P)	P-100T-048-250P-AL-N-160
48	152.72 (6.01")	32.0 (1.26")	16.000 (0.630")	None	Unflanged (P)	P-100T-048-320P-AL-N-160
48	152.72 (6.01")	50.0 (1.97")	16.000 (0.630")	None	Unflanged (P)	* P-100T-048-500P-AL-N-160
60	190.90 (7.52")	16.0 (0.63")	16.000 (0.630")	None	Unflanged (P)	P-100T-060-160P-AL-N-160
60	190.90 (7.52")	26.0 (1.02")	16.000 (0.630")	None	Unflanged (P)	P-100T-060-250P-AL-N-160
60	190.90 (7.52")	32.0 (1.26")	16.000 (0.630")	None	Unflanged (P)	P-100T-060-320P-AL-N-160
60	190.90 (7.52")	50.0 (1.97")	16.000 (0.630")	None	Unflanged (P)	P-100T-060-500P-AL-N-160

<b>12.7mm - H Trapezoidal Taperlock Bore</b>				All dimensions are shown as mm (inches)	
Teeth	Pitch Dia. (D)	Max Belt Width (W)	Taperlock	Type	Part Number
14	56.57 (2.23")	25.4 (1.00")	1008	Flanged (FF)	P-H-014-254FF-SB-T1008
14	56.57 (2.23")	25.4 (1.00")	1108	Flanged (FF)	P-H-014-254FF-SB-T1108
14	56.57 (2.23")	38.1 (1.50")	1008	Flanged (FF)	P-H-014-381FF-SB-T1008
14	56.57 (2.23")	38.1 (1.50")	1108	Flanged (FF)	P-H-014-381FF-SB-T1108
16	64.65 (2.55")	25.4 (1.00")	1008	Flanged (FF)	P-H-016-254FF-SB-T1008
16	64.65 (2.55")	25.4 (1.00")	1108	Flanged (FF)	P-H-016-254FF-SB-T1108
16	64.65 (2.55")	38.1 (1.50")	1008	Flanged (FF)	P-H-016-381FF-SB-T1008
16	64.65 (2.55")	38.1 (1.50")	1108	Flanged (FF)	P-H-016-381FF-SB-T1108
16	64.65 (2.55")	50.8 (2.00")	1008	Flanged (FF)	P-H-016-508FF-SB-T1008


<b>12.7mm - H Trapezoidal Taperlock Bore</b>				All dimensions are shown as mm (inches)		
Teeth	Pitch Dia. (D)	Max Belt Width (W)	Taperlock	Type	Part Number	
18	72.73 (2.86")	25.4 (1.00")	1210	Flanged (FF)	P-H-018-254FF-SB-T1210	
18	72.73 (2.86")	38.1 (1.50")	1215	Flanged (FF)	P-H-018-381FF-SB-T1215	
18	72.73 (2.86")	50.8 (2.00")	1215	Flanged (FF)	P-H-018-508FF-SB-T1215	
18	72.73 (2.86")	76.2 (3.00")	1215	Flanged (FF)	P-H-018-762FF-SB-T1215	
20	80.81 (3.18")	25.4 (1.00")	1210	Flanged (FF)	P-H-020-254FF-SB-T1210	
20	80.81 (3.18")	38.1 (1.50")	1215	Flanged (FF)	P-H-020-381FF-CB-T1215	
20	80.81 (3.18")	50.8 (2.00")	1215	Flanged (FF)	P-H-020-508FF-CB-T1215	
20	80.81 (3.18")	76.2 (3.00")	1215	Flanged (FF)	P-H-020-762FF-CB-T1215	
22	88.90 (3.50")	25.4 (1.00")	1610	Flanged (FF)	P-H-022-254FF-SB-T1610	
22	88.90 (3.50")	38.1 (1.50")	1615	Flanged (FF)	P-H-022-381FF-CB-T1615	
22	88.90 (3.50")	50.8 (2.00")	1615	Flanged (FF)	P-H-022-508FF-CB-T1615	
22	88.90 (3.50")	76.2 (3.00")	1615	Flanged (FF)	P-H-022-762FF-CB-T1615	
24	96.98 (3.82")	25.4 (1.00")	1610	Flanged (FF)	* P-H-024-254FF-SB-T1610	
24	96.98 (3.82")	38.1 (1.50")	2012	Flanged (FF)	P-H-024-381FF-CB-T2012	
24	96.98 (3.82")	50.8 (2.00")	2012	Flanged (FF)	P-H-024-508FF-CB-T2012	
24	96.98 (3.82")	76.2 (3.00")	2012	Flanged (FF)	P-H-024-762FF-CB-T2012	
26	105.06 (4.14")	25.4 (1.00")	2012	Flanged (FF)	P-H-026-254FF-SB-T2012	
26	105.06 (4.14")	38.1 (1.50")	2012	Flanged (FF)	P-H-026-381FF-CB-T2012	
26	105.06 (4.14")	50.8 (2.00")	2012	Flanged (FF)	P-H-026-508FF-CB-T2012	
26	105.06 (4.14")	76.2 (3.00")	2012	Flanged (FF)	P-H-026-762FF-CB-T2012	
28	113.14 (4.45")	25.4 (1.00")	2012	Flanged (FF)	P-H-028-254FF-SB-T2012	
28	113.14 (4.45")	38.1 (1.50")	2012	Flanged (FF)	P-H-028-381FF-CB-T2012	
28	113.14 (4.45")	50.8 (2.00")	2012	Flanged (FF)	P-H-028-508FF-CB-T2012	
28	113.14 (4.45")	76.2 (3.00")	2012	Flanged (FF)	P-H-028-762FF-CB-T2012	
30	121.22 (4.77")	25.4 (1.00")	2012	Flanged (FF)	P-H-030-254FF-SB-T2012	
30	121.22 (4.77")	38.1 (1.50")	2012	Flanged (FF)	P-H-030-381FF-CB-T2012	
30	121.22 (4.77")	50.8 (2.00")	2012	Flanged (FF)	P-H-030-508FF-CB-T2012	
32	129.30 (5.09")	25.4 (1.00")	2517	Flanged (FF)	P-H-032-254FF-SB-T2517	
32	129.30 (5.09")	38.1 (1.50")	2517	Flanged (FF)	P-H-032-381FF-CB-T2517	
32	129.30 (5.09")	50.8 (2.00")	2517	Flanged (FF)	P-H-032-508FF-CB-T2517	
40	161.63 (6.36")	25.4 (1.00")	2517	Flanged (FF)	P-H-040-254FF-SB-T2517	
40	161.63 (6.36")	38.1 (1.50")	2517	Flanged (FF)	P-H-040-381FF-CB-T2517	
40	161.63 (6.36")	50.8 (2.00")	2517	Flanged (FF)	P-H-040-508FF-CB-T2517	
48	193.95 (7.64")	25.4 (1.00")	2517	Flanged (FF)	P-H-048-254FF-CB-T2517	
48	193.95 (7.64")	38.1 (1.50")	2517	Flanged (FF)	P-H-048-381FF-CB-T2517	
48	193.95 (7.64")	50.8 (2.00")	2517	Flanged (FF)	P-H-048-508FF-CB-T2517	

<b>12.7mm - H Trapezoidal Through Bore</b>					All dimensions are shown as mm (inches)	
Teeth	Pitch Dia. (PD)	Max Belt Width (W)	Bore (d)	Locking Type	Type	Part Number
14	56.57 (2.23")	25.4 (1.00")	15.875 (0.625") Unfinished	None	Flanged (FF)	P-H-014-254FF-SB-N-0159U
14	56.57 (2.23")	38.1 (1.50")	19.050 (0.750") Unfinished	None	Flanged (FF)	P-H-014-381FF-SB-N-0191U
14	56.57 (2.23")	50.8 (2.00")	19.050 (0.750") Unfinished	None	Flanged (FF)	P-H-014-508FF-SB-N-0191U
16	64.65 (2.55")	25.4 (1.00")	15.875 (0.625") Unfinished	None	Flanged (FF)	P-H-016-254FF-SB-N-0159U
16	64.65 (2.55")	38.1 (1.50")	19.050 (0.750") Unfinished	None	Flanged (FF)	P-H-016-381FF-SB-N-0191U
16	64.65 (2.55")	50.8 (2.00")	19.050 (0.750") Unfinished	None	Flanged (FF)	P-H-016-508FF-SB-N-0191U
16	64.65 (2.55")	76.2 (3.00")	19.050 (0.750") Unfinished	None	Flanged (FF)	P-H-016-762FF-SB-N-0191U
17	68.69 (2.70")	25.4 (1.00")	15.875 (0.625") Unfinished	None	Flanged (FF)	P-H-017-254FF-SB-N-0159U
17	68.69 (2.70")	38.1 (1.50")	19.050 (0.750") Unfinished	None	Flanged (FF)	P-H-017-381FF-SB-N-0191U
17	68.69 (2.70")	50.8 (2.00")	19.050 (0.750") Unfinished	None	Flanged (FF)	P-H-017-508FF-SB-N-0191U


# 12.7mm - H Trapezoidal Through Bore

All dimensions are shown as mm (inches)

Teeth	Pitch Dia. (PD)	Max Belt Width (W)	Bore (d)	Locking Type	Type	Part Number
17	68.69 (2.70")	76.2 (3.00")	19.050 (0.750") Unfinished	None	Flanged (FF)	P-H-017-762FF-SB-N-0191U
18	72.73 (2.86")	25.4 (1.00")	15.875 (0.625") Unfinished	None	Flanged (FF)	P-H-018-254FF-SB-N-0159U
18	72.73 (2.86")	38.1 (1.50")	19.050 (0.750") Unfinished	None	Flanged (FF)	P-H-018-381FF-SB-N-0191U
18	72.73 (2.86")	50.8 (2.00")	19.050 (0.750") Unfinished	None	Flanged (FF)	P-H-018-508FF-SB-N-0191U
18	72.73 (2.86")	76.2 (3.00")	19.050 (0.750") Unfinished	None	Flanged (FF)	P-H-018-762FF-SB-N-0191U
19	76.77 (3.02")	25.4 (1.00")	15.875 (0.625") Unfinished	None	Flanged (FF)	P-H-019-254FF-SB-N-0159U
19	76.77 (3.02")	38.1 (1.50")	19.050 (0.750") Unfinished	None	Flanged (FF)	P-H-019-381FF-SB-N-0191U
19	76.77 (3.02")	50.8 (2.00")	19.050 (0.750") Unfinished	None	Flanged (FF)	P-H-019-508FF-SB-N-0191U
19	76.77 (3.02")	76.2 (3.00")	19.050 (0.750") Unfinished	None	Flanged (FF)	P-H-019-762FF-SB-N-0191U
20	80.81 (3.18")	25.4 (1.00")	15.875 (0.625") Unfinished	None	Flanged (FF)	P-H-020-254FF-CB-N-0159U
20	80.81 (3.18")	38.1 (1.50")	19.050 (0.750") Unfinished	None	Flanged (FF)	P-H-020-381FF-CB-N-0191U
20	80.81 (3.18")	50.8 (2.00")	19.050 (0.750") Unfinished	None	Flanged (FF)	P-H-020-508FF-CB-N-0191U
20	80.81 (3.18")	76.2 (3.00")	19.050 (0.750") Unfinished	None	Flanged (FF)	P-H-020-762FF-CB-N-0191U
21	84.86 (3.34")	25.4 (1.00")	19.050 (0.750") Unfinished	None	Flanged (FF)	P-H-021-254FF-CB-N-0191U
21	84.86 (3.34")	38.1 (1.50")	19.050 (0.750") Unfinished	None	Flanged (FF)	P-H-021-381FF-CB-N-0191U
21	84.86 (3.34")	50.8 (2.00")	25.400 (1.000") Unfinished	None	Flanged (FF)	P-H-021-508FF-CB-N-0254U
21	84.86 (3.34")	76.2 (3.00")	19.050 (0.750") Unfinished	None	Flanged (FF)	P-H-021-762FF-CB-N-0191U
22	88.90 (3.50")	25.4 (1.00")	19.050 (0.750") Unfinished	None	Flanged (FF)	P-H-022-254FF-CB-N-0191U
22	88.90 (3.50")	38.1 (1.50")	19.050 (0.750") Unfinished	None	Flanged (FF)	P-H-022-381FF-CB-N-0191U
22	88.90 (3.50")	50.8 (2.00")	25.400 (1.000") Unfinished	None	Flanged (FF)	P-H-022-508FF-CB-N-0254U
22	88.90 (3.50")	76.2 (3.00")	28.575 (1.125") Unfinished	None	Flanged (FF)	P-H-022-762FF-CB-N-0286U
24	96.98 (3.82")	25.4 (1.00")	19.050 (0.750") Unfinished	None	Flanged (FF)	P-H-024-254FF-CB-N-0191U
24	96.98 (3.82")	38.1 (1.50")	19.050 (0.750") Unfinished	None	Flanged (FF)	P-H-024-381FF-CB-N-0191U
24	96.98 (3.82")	50.8 (2.00")	25.400 (1.000") Unfinished	None	Flanged (FF)	P-H-024-508FF-CB-N-0254U
24	96.98 (3.82")	76.2 (3.00")	28.575 (1.125") Unfinished	None	Flanged (FF)	P-H-024-762FF-CB-N-0286U
26	105.06 (4.14")	25.4 (1.00")	19.050 (0.750") Unfinished	None	Flanged (FF)	P-H-026-254FF-CB-N-0191U
26	105.06 (4.14")	38.1 (1.50")	19.050 (0.750") Unfinished	None	Flanged (FF)	P-H-026-381FF-CB-N-0191U
26	105.06 (4.14")	50.8 (2.00")	25.400 (1.000") Unfinished	None	Flanged (FF)	P-H-026-508FF-CB-N-0254U
26	105.06 (4.14")	76.2 (3.00")	28.575 (1.125") Unfinished	None	Flanged (FF)	P-H-026-762FF-CB-N-0286U
28	113.14 (4.45")	25.4 (1.00")	19.050 (0.750") Unfinished	None	Flanged (FF)	P-H-028-254FF-CB-N-0191U
28	113.14 (4.45")	38.1 (1.50")	19.050 (0.750") Unfinished	None	Flanged (FF)	P-H-028-381FF-CB-N-0191U
28	113.14 (4.45")	50.8 (2.00")	25.400 (1.000") Unfinished	None	Flanged (FF)	P-H-028-508FF-CB-N-0254U
28	113.14 (4.45")	76.2 (3.00")	28.575 (1.125") Unfinished	None	Flanged (FF)	P-H-028-762FF-CB-N-0286U
30	121.22 (4.77")	25.4 (1.00")	19.050 (0.750") Unfinished	None	Flanged (FF)	P-H-030-254FF-CB-N-0191U
30	121.22 (4.77")	38.1 (1.50")	19.050 (0.750") Unfinished	None	Flanged (FF)	P-H-030-381FF-CB-N-0191U

 Stocked or Short Delivery

 Usually Available Short Delivery

 Long delivery or not in current production

\* Large Minimum Quantities

\*\* Available only while stock lasts

## 12.7mm - H Trapezoidal Through Bore

All dimensions are shown as mm (inches)

Teeth	Pitch Dia. (PD)	Max Belt Width (W)	Bore (d)	Locking Type	Type	Part Number
30	121.22 (4.77")	50.8 (2.00")	25.400 (1.000") Unfinished	None	Flanged (FF)	P-H-030-508FF-CB-N-0254U
30	121.22 (4.77")	76.2 (3.00")	28.575 (1.125") Unfinished	None	Flanged (FF)	P-H-030-762FF-CB-N-0286U

## 14mm - GT2 and HTD Curvilinear Taperlock Bore

All dimensions are shown as mm (inches)

Teeth	Pitch Dia. (D)	Max Belt Width	Taperlock	Type	Part Number
28	124.72 (4.91")	40.0 (1.57")	2012	Flanged (FF)	P-140G-028-0400FF-CB-T2012
28	124.72 (4.91")	55.0 (2.17")	2012	Flanged (FF)	P-140G-028-0550FF-CB-T2012
28	124.72 (4.91")	85.0 (3.35")	2012	Flanged (FF)	P-140G-028-0850FF-CB-T2012
29	129.18 (5.09")	40.0 (1.57")	2012	Flanged (FF)	P-140G-029-0400FF-CB-T2012
29	129.18 (5.09")	55.0 (2.17")	2012	Flanged (FF)	P-140G-029-0550FF-CB-T2012
29	129.18 (5.09")	85.0 (3.35")	2012	Flanged (FF)	P-140G-029-0850FF-CB-T2012
30	133.63 (5.26")	40.0 (1.57")	2012	Flanged (FF)	P-140G-030-0400FF-CB-T2012
30	133.63 (5.26")	55.0 (2.17")	2517	Flanged (FF)	P-140G-030-0550FF-CB-T2517
30	133.63 (5.26")	85.0 (3.35")	2517	Flanged (FF)	P-140G-030-0850FF-CB-T2517
30	133.63 (5.26")	115.0 (4.53")	2517	Flanged (FF)	P-140G-030-1150FF-CB-T2517
31	138.08 (5.44")	40.0 (1.57")	2012	Flanged (FF)	P-140G-031-0400FF-CB-T2012
32	142.54 (5.61")	40.0 (1.57")	2012	Flanged (FF)	P-140G-032-0400FF-CB-T2012
32	142.54 (5.61")	55.0 (2.17")	2517	Flanged (FF)	P-140G-032-0550FF-CB-T2517
32	142.54 (5.61")	85.0 (3.35")	2517	Flanged (FF)	P-140G-032-0850FF-CB-T2517
32	142.54 (5.61")	115.0 (4.53")	2517	Flanged (FF)	P-140G-032-1150FF-CB-T2517
33	146.99 (5.79")	40.0 (1.57")	2012	Flanged (FF)	P-140G-033-0400FF-CB-T2012
34	151.45 (5.96")	40.0 (1.57")	2012	Flanged (FF)	P-140G-034-0400FF-CB-T2012
34	151.45 (5.96")	55.0 (2.17")	2517	Flanged (FF)	P-140G-034-0550FF-CB-T2517
34	151.45 (5.96")	85.0 (3.35")	2517	Flanged (FF)	P-140G-034-0850FF-CB-T2517
34	151.45 (5.96")	115.0 (4.53")	2517	Flanged (FF)	P-140G-034-1150FF-CB-T2517
35	155.90 (6.14")	40.0 (1.57")	2012	Flanged (FF)	P-140G-035-0400FF-CB-T2012
36	160.36 (6.31")	40.0 (1.57")	2517	Flanged (FF)	P-140G-036-0400FF-CB-T2517
36	160.36 (6.31")	55.0 (2.17")	2517	Flanged (FF)	P-140G-036-0550FF-CB-T2517
36	160.36 (6.31")	85.0 (3.35")	3020	Flanged (FF)	P-140G-036-0850FF-CB-T3020
36	160.36 (6.31")	115.0 (4.53")	3020	Flanged (FF)	P-140G-036-1150FF-CB-T3020
37	164.81 (6.49")	40.0 (1.57")	2517	Flanged (FF)	P-140G-037-0400FF-CB-T2517
38	169.27 (6.66")	40.0 (1.57")	2517	Flanged (FF)	P-140G-038-0400FF-CB-T2517
38	169.27 (6.66")	55.0 (2.17")	2517	Flanged (FF)	P-140G-038-0550FF-CB-T2517
38	169.27 (6.66")	85.0 (3.35")	3020	Flanged (FF)	P-140G-038-0850FF-CB-T3020
38	169.27 (6.66")	115.0 (4.53")	3020	Flanged (FF)	P-140G-038-1150FF-CB-T3020
39	173.72 (6.84")	40.0 (1.57")	2517	Flanged (FF)	P-140G-039-0400FF-CB-T2517
40	178.17 (7.01")	40.0 (1.57")	2517	Flanged (FF)	P-140G-040-0400FF-CB-T2517
40	178.17 (7.01")	55.0 (2.17")	2517	Flanged (FF)	P-140G-040-0550FF-CB-T2517
40	178.17 (7.01")	85.0 (3.35")	3020	Flanged (FF)	P-140G-040-0850FF-CB-T3020
40	178.17 (7.01")	115.0 (4.53")	3020	Flanged (FF)	P-140G-040-1150FF-CB-T3020
40	178.17 (7.01")	170.0 (6.69")	3535	Flanged (FF)	P-140G-040-1700FF-CB-T3535
42	187.08 (7.37")	40.0 (1.57")	2517	Flanged (FF)	P-140G-042-0400FF-CB-T2517
44	195.99 (7.72")	40.0 (1.57")	2517	Flanged (FF)	P-140G-044-0400FF-CB-T2517
44	195.99 (7.72")	55.0 (2.17")	2517	Flanged (FF)	P-140G-044-0550FF-CB-T2517
44	195.99 (7.72")	85.0 (3.35")	3020	Flanged (FF)	P-140G-044-0850FF-CB-T3020
44	195.99 (7.72")	115.0 (4.53")	3535	Flanged (FF)	P-140G-044-1150FF-CB-T3535
44	195.99 (7.72")	170.0 (6.69")	3535	Flanged (FF)	P-140G-044-1700FF-CB-T3535
46	204.90 (8.07")	40.0 (1.57")	2517	Flanged (FF)	P-140G-046-0400FF-CB-T2517
48	213.81 (8.42")	40.0 (1.57")	2517	Flanged (FF)	P-140G-048-0400FF-CB-T2517
48	213.81 (8.42")	55.0 (2.17")	3020	Flanged (FF)	P-140G-048-0550FF-CB-T3020
48	213.81 (8.42")	85.0 (3.35")	3020	Flanged (FF)	P-140G-048-0850FF-CB-T3020
48	213.81 (8.42")	115.0 (4.53")	3535	Flanged (FF)	P-140G-048-1150FF-CB-T3535
48	213.81 (8.42")	170.0 (6.69")	3535	Flanged (FF)	P-140G-048-1700FF-CB-T3535

Stocked or Short Delivery

Usually Available Short Delivery

Long delivery or not in current production

\* Large Minimum Quantities

\*\* Available only while stock lasts

Page 62 of 82

E&OE


# 14mm - GT2 and HTD Curvilinear Taperlock Bore

All dimensions are shown as mm (inches)

Teeth	Pitch Dia. (D)	Max Belt Width	Taperlock	Type	Part Number
50	222.72 (8.77")	40.0 (1.57")	2517	Flanged (FF)	P-140G-050-0400FF-CB-T2517
52	231.63 (9.12")	40.0 (1.57")	2517	Flanged (FF)	P-140G-052-0400FF-CB-T2517
52	231.63 (9.12")	55.0 (2.17")	3020	Flanged (FF)	P-140G-052-0550FF-CB-T3020
52	231.63 (9.12")	85.0 (3.35")	3535	Flanged (FF)	P-140G-052-0850FF-CB-T3535
52	231.63 (9.12")	115.0 (4.53")	4040	Flanged (FF)	P-140G-052-1150FF-CB-T4040
52	231.63 (9.12")	170.0 (6.69")	4040	Flanged (FF)	P-140G-052-1700FF-CB-T4040
56	249.44 (9.82")	40.0 (1.57")	2517	Flanged (FF)	P-140G-056-0400FF-CB-T2517
56	249.44 (9.82")	55.0 (2.17")	3020	Flanged (FF)	P-140G-056-0550FF-CB-T3020
56	249.44 (9.82")	85.0 (3.35")	3535	Flanged (FF)	P-140G-056-0850FF-CB-T3535
56	249.44 (9.82")	115.0 (4.53")	4040	Flanged (FF)	P-140G-056-1150FF-CB-T4040
56	249.44 (9.82")	170.0 (6.69")	4040	Flanged (FF)	P-140G-056-1700FF-CB-T4040
60	267.26 (10.52")	40.0 (1.57")	3020	Flanged (FF)	P-140G-060-0400FF-CB-T3020
60	267.26 (10.52")	55.0 (2.17")	3020	Flanged (FF)	P-140G-060-0550FF-CB-T3020
60	267.26 (10.52")	85.0 (3.35")	3535	Flanged (FF)	P-140G-060-0850FF-CB-T3535
60	267.26 (10.52")	115.0 (4.53")	4040	Flanged (FF)	P-140G-060-1150FF-CB-T4040
60	267.26 (10.52")	170.0 (6.69")	4545	Flanged (FF)	P-140G-060-1700FF-CB-T4545
64	285.08 (11.22")	40.0 (1.57")	3020	Flanged (FF)	P-140G-064-0400FF-CB-T3020
64	285.08 (11.22")	55.0 (2.17")	3020	Flanged (FF)	P-140G-064-0550FF-CB-T3020
64	285.08 (11.22")	85.0 (3.35")	3535	Flanged (FF)	P-140G-064-0850FF-CB-T3535
64	285.08 (11.22")	115.0 (4.53")	4545	Flanged (FF)	P-140G-064-1150FF-CB-T4545
64	285.08 (11.22")	170.0 (6.69")	4545	Flanged (FF)	P-140G-064-1700FF-CB-T4545
68	302.90 (11.93")	40.0 (1.57")	3020	Flanged (FF)	P-140G-068-0400FF-CB-T3020
68	302.90 (11.93")	55.0 (2.17")	3020	Flanged (FF)	P-140G-068-0550FF-CB-T3020
68	302.90 (11.93")	85.0 (3.35")	3535	Flanged (FF)	P-140G-068-0850FF-CB-T3535
68	302.90 (11.93")	115.0 (4.53")	4545	Flanged (FF)	P-140G-068-1150FF-CB-T4545
68	302.90 (11.93")	170.0 (6.69")	4545	Flanged (FF)	P-140G-068-1700FF-CB-T4545
72	320.71 (12.63")	40.0 (1.57")	3020	Flanged (FF)	P-140G-072-0400FF-CB-T3020
72	320.71 (12.63")	55.0 (2.17")	3020	Flanged (FF)	P-140G-072-0550FF-CB-T3020
72	320.71 (12.63")	85.0 (3.35")	3535	Flanged (FF)	P-140G-072-0850FF-CB-T3535
72	320.71 (12.63")	115.0 (4.53")	4545	Flanged (FF)	P-140G-072-1150FF-CB-T4545
72	320.71 (12.63")	170.0 (6.69")	4545	Flanged (FF)	P-140G-072-1700FF-CB-T4545
80	356.35 (14.03")	40.0 (1.57")	3020	Flanged (FF)	P-140G-080-0400FF-CB-T3020
80	356.35 (14.03")	55.0 (2.17")	3020	Flanged (FF)	P-140G-080-0550FF-CB-T3020
80	356.35 (14.03")	85.0 (3.35")	3535	Flanged (FF)	P-140G-080-0850FF-CB-T3535
80	356.35 (14.03")	115.0 (4.53")	4545	Flanged (FF)	P-140G-080-1150FF-CB-T4545
80	356.35 (14.03")	170.0 (6.69")	4545	Flanged (FF)	P-140G-080-1700FF-CB-T4545
90	400.89 (15.78")	40.0 (1.57")	3020	Unflanged (P)	P-140G-090-0400P-CB-T3020
90	400.89 (15.78")	55.0 (2.17")	3020	Unflanged (P)	P-140G-090-0550P-CB-T3020
90	400.89 (15.78")	85.0 (3.35")	3535	Unflanged (P)	P-140G-090-0850P-CB-T3535
90	400.89 (15.78")	115.0 (4.53")	4545	Unflanged (P)	P-140G-090-1150P-CB-T4545
90	400.89 (15.78")	170.0 (6.69")	4545	Unflanged (P)	P-140G-090-1700P-CB-T4545
112	498.89 (19.64")	40.0 (1.57")	3020	Unflanged (P)	P-140G-112-0400P-CB-T3020
112	498.89 (19.64")	55.0 (2.17")	3020	Unflanged (P)	P-140G-112-0550P-CB-T3020
112	498.89 (19.64")	85.0 (3.35")	3535	Unflanged (P)	P-140G-112-0850P-CB-T3535
112	498.89 (19.64")	115.0 (4.53")	4545	Unflanged (P)	P-140G-112-1150P-CB-T4545
112	498.89 (19.64")	170.0 (6.69")	4545	Unflanged (P)	P-140G-112-1700P-CB-T4545
144	641.43 (25.25")	40.0 (1.57")	3020	Unflanged (P)	P-140G-144-0400P-CB-T3020
144	641.43 (25.25")	55.0 (2.17")	3020	Unflanged (P)	P-140G-144-0550P-CB-T3020
144	641.43 (25.25")	85.0 (3.35")	4040	Unflanged (P)	P-140G-144-0850P-CB-T4040
144	641.43 (25.25")	115.0 (4.53")	4545	Unflanged (P)	P-140G-144-1150P-CB-T4545
168	748.33 (29.46")	40.0 (1.57")	3020	Unflanged (P)	P-140G-168-0400P-CB-T3020
168	748.33 (29.46")	55.0 (2.17")	3020	Unflanged (P)	P-140G-168-0550P-CB-T3020
168	748.33 (29.46")	85.0 (3.35")	4040	Unflanged (P)	P-140G-168-0850P-CB-T4040
168	748.33 (29.46")	115.0 (4.53")	4545	Unflanged (P)	P-140G-168-1150P-CB-T4545

 Stocked or Short Delivery

 Usually Available Short Delivery

 Long delivery or not in current production

\* Large Minimum Quantities

\*\* Available only while stock lasts

# 14mm - GT2 and HTD Curvilinear Taperlock Bore

All dimensions are shown as mm (inches)

Teeth	Pitch Dia. (D)	Max Belt Width	Taperlock	Type	Part Number
192	855.23 (33.67")	40.0 (1.57")	3020	Unflanged (P)	P-140G-192-0400P-CB-T3020
192	855.23 (33.67")	55.0 (2.17")	3535	Unflanged (P)	P-140G-192-0550P-CB-T3535
192	855.23 (33.67")	85.0 (3.35")	4040	Unflanged (P)	P-140G-192-0850P-CB-T4040
192	855.23 (33.67")	115.0 (4.53")	4545	Unflanged (P)	P-140G-192-1150P-CB-T4545

# Taperlock Bushings

All dimensions are shown as mm (inches)

Bore (d)	Large End Dia. (D)	Length (L)	Series	No of Screws	Screw Size	Part Number
9.525 (0.375")	35.0 (1.378")	22.20 (0.87")	1008	2	1/4x1/2	* TLB-1008-0095
9.525 (0.375")	38.0 (1.496")	22.20 (0.87")	1108	2	1/4x1/2	* TLB-1108-0095
10.000 (0.394")	35.0 (1.378")	22.20 (0.87")	1008	2	1/4x1/2	* TLB-1008-0100
10.000 (0.394")	38.0 (1.496")	22.20 (0.87")	1108	2	1/4x1/2	* TLB-1108-0100
11.000 (0.433")	35.0 (1.378")	22.20 (0.87")	1008	2	1/4x1/2	* TLB-1008-0110
11.000 (0.433")	38.0 (1.496")	22.20 (0.87")	1108	2	1/4x1/2	* TLB-1108-0110
11.000 (0.433")	47.5 (1.870")	25.40 (1.00")	1210	2	3/8x5/8	* TLB-1210-0110
12.000 (0.472")	38.0 (1.496")	22.20 (0.87")	1108	2	1/4x1/2	TLB-1108-0120
12.000 (0.472")	47.5 (1.870")	25.40 (1.00")	1210	2	3/8x5/8	* TLB-1210-0120
12.700 (0.500")	35.0 (1.378")	22.20 (0.87")	1008	2	1/4x1/2	TLB-1008-0127
12.700 (0.500")	38.0 (1.496")	22.20 (0.87")	1108	2	1/4x1/2	TLB-1108-0127
12.700 (0.500")	47.5 (1.870")	25.40 (1.00")	1210	2	3/8x5/8	TLB-1210-0127
12.700 (0.500")	47.5 (1.870")	38.10 (1.50")	1215	2	3/8x5/8	TLB-1215-0127
12.700 (0.500")	57.0 (2.244")	25.40 (1.00")	1610	2	3/8x5/8	TLB-1610-0127
12.700 (0.500")	57.0 (2.244")	38.10 (1.50")	1615	2	3/8x5/8	TLB-1615-0127
12.700 (0.500")	85.5 (3.366")	44.45 (1.75")	2517	2	1/2x1	TLB-2517-0127
14.000 (0.551")	35.0 (1.378")	22.20 (0.87")	1008	2	1/4x1/2	* TLB-1008-0140
14.000 (0.551")	38.0 (1.496")	22.20 (0.87")	1108	2	1/4x1/2	TLB-1108-0140
14.000 (0.551")	47.5 (1.870")	25.40 (1.00")	1210	2	3/8x5/8	* TLB-1210-0140
14.000 (0.551")	57.0 (2.244")	25.40 (1.00")	1610	2	3/8x5/8	* TLB-1610-0140
14.000 (0.551")	57.0 (2.244")	38.10 (1.50")	1615	2	3/8x5/8	* TLB-1615-0140
14.000 (0.551")	70.0 (2.756")	31.80 (1.25")	2012	2	7/16x7/8	* TLB-2012-0140
14.288 (0.563")	35.0 (1.378")	22.20 (0.87")	1008	2	1/4x1/2	TLB-1008-0143
14.288 (0.563")	38.0 (1.496")	22.20 (0.87")	1108	2	1/4x1/2	TLB-1108-0143
14.288 (0.563")	47.5 (1.870")	25.40 (1.00")	1210	2	3/8x5/8	TLB-1210-0143
14.288 (0.563")	47.5 (1.870")	38.10 (1.50")	1215	2	3/8x5/8	TLB-1215-0143
14.288 (0.563")	57.0 (2.244")	25.40 (1.00")	1610	2	3/8x5/8	TLB-1610-0143
14.288 (0.563")	57.0 (2.244")	38.10 (1.50")	1615	2	3/8x5/8	TLB-1615-0143
14.288 (0.563")	85.5 (3.366")	44.45 (1.75")	2517	2	1/2x1	TLB-2517-0143
15.000 (0.591")	35.0 (1.378")	22.20 (0.87")	1008	2	1/4x1/2	* TLB-1008-0150
15.000 (0.591")	38.0 (1.496")	22.20 (0.87")	1108	2	1/4x1/2	TLB-1108-0150
15.000 (0.591")	47.5 (1.870")	25.40 (1.00")	1210	2	3/8x5/8	TLB-1210-0150
15.000 (0.591")	57.0 (2.244")	25.40 (1.00")	1610	2	3/8x5/8	TLB-1610-0150
15.000 (0.591")	57.0 (2.244")	38.10 (1.50")	1615	2	3/8x5/8	* TLB-1615-0150
15.875 (0.625")	35.0 (1.378")	22.20 (0.87")	1008	2	1/4x1/2	TLB-1008-0159
15.875 (0.625")	38.0 (1.496")	22.20 (0.87")	1108	2	1/4x1/2	TLB-1108-0159
15.875 (0.625")	47.5 (1.870")	25.40 (1.00")	1210	2	3/8x5/8	TLB-1210-0159
15.875 (0.625")	47.5 (1.870")	38.10 (1.50")	1215	2	3/8x5/8	TLB-1215-0159
15.875 (0.625")	57.0 (2.244")	25.40 (1.00")	1610	2	3/8x5/8	TLB-1610-0159
15.875 (0.625")	57.0 (2.244")	38.10 (1.50")	1615	2	3/8x5/8	TLB-1615-0159
15.875 (0.625")	70.0 (2.756")	31.80 (1.25")	2012	2	7/16x7/8	TLB-2012-0159
15.875 (0.625")	85.5 (3.366")	44.45 (1.75")	2517	2	1/2x1	TLB-2517-0159
16.000 (0.630")	35.0 (1.378")	22.20 (0.87")	1008	2	1/4x1/2	* TLB-1008-0160
16.000 (0.630")	38.0 (1.496")	22.20 (0.87")	1108	2	1/4x1/2	TLB-1108-0160
16.000 (0.630")	47.5 (1.870")	25.40 (1.00")	1210	2	3/8x5/8	TLB-1210-0160
16.000 (0.630")	57.0 (2.244")	25.40 (1.00")	1610	2	3/8x5/8	TLB-1610-0160
16.000 (0.630")	57.0 (2.244")	38.10 (1.50")	1615	2	3/8x5/8	* TLB-1615-0160

Stocked or Short Delivery

Usually Available Short Delivery

Long delivery or not in current production

\* Large Minimum Quantities

\*\* Available only while stock lasts



# Taperlock Bushings

All dimensions are shown as mm (inches)

Bore (d)	Large End Dia. (D)	Length (L)	Series	No of Screws	Screw Size	Part Number
16.000 (0.630")	70.0 (2.756")	31.80 (1.25")	2012	2	7/16x7/8	TLB-2012-0160
16.000 (0.630")	85.5 (3.366")	44.45 (1.75")	2517	2	1/2x1	* TLB-2517-0160
17.463 (0.688")	35.0 (1.378")	22.20 (0.87")	1008	2	1/4x1/2	TLB-1008-0175
17.463 (0.688")	38.0 (1.496")	22.20 (0.87")	1108	2	1/4x1/2	TLB-1108-0175
17.463 (0.688")	47.5 (1.870")	25.40 (1.00")	1210	2	3/8x5/8	TLB-1210-0175
17.463 (0.688")	47.5 (1.870")	38.10 (1.50")	1215	2	3/8x5/8	TLB-1215-0175
17.463 (0.688")	57.0 (2.244")	25.40 (1.00")	1610	2	3/8x5/8	TLB-1610-0175
17.463 (0.688")	57.0 (2.244")	38.10 (1.50")	1615	2	3/8x5/8	TLB-1615-0175
17.463 (0.688")	85.5 (3.366")	44.45 (1.75")	2517	2	1/2x1	TLB-2517-0175
18.000 (0.709")	35.0 (1.378")	22.20 (0.87")	1008	2	1/4x1/2	* TLB-1008-0180
18.000 (0.709")	38.0 (1.496")	22.20 (0.87")	1108	2	1/4x1/2	TLB-1108-0180
18.000 (0.709")	47.5 (1.870")	25.40 (1.00")	1210	2	3/8x5/8	* TLB-1210-0180
18.000 (0.709")	57.0 (2.244")	25.40 (1.00")	1610	2	3/8x5/8	TLB-1610-0180
18.000 (0.709")	57.0 (2.244")	38.10 (1.50")	1615	2	3/8x5/8	* TLB-1615-0180
18.000 (0.709")	70.0 (2.756")	31.80 (1.25")	2012	2	7/16x7/8	* TLB-2012-0180
18.000 (0.709")	85.5 (3.366")	44.45 (1.75")	2517	2	1/2x1	* TLB-2517-0180
19.000 (0.748")	35.0 (1.378")	22.20 (0.87")	1008	2	1/4x1/2	TLB-1008-0190
19.000 (0.748")	38.0 (1.496")	22.20 (0.87")	1108	2	1/4x1/2	* TLB-1108-0190
19.000 (0.748")	47.5 (1.870")	25.40 (1.00")	1210	2	3/8x5/8	* TLB-1210-0190
19.000 (0.748")	57.0 (2.244")	25.40 (1.00")	1610	2	3/8x5/8	* TLB-1610-0190
19.000 (0.748")	57.0 (2.244")	38.10 (1.50")	1615	2	3/8x5/8	* TLB-1615-0190
19.000 (0.748")	70.0 (2.756")	31.80 (1.25")	2012	2	7/16x7/8	TLB-2012-0190
19.000 (0.748")	85.5 (3.366")	44.45 (1.75")	2517	2	1/2x1	* TLB-2517-0190
19.050 (0.750")	35.0 (1.378")	22.20 (0.87")	1008	2	1/4x1/2	TLB-1008-0191
19.050 (0.750")	38.0 (1.496")	22.20 (0.87")	1108	2	1/4x1/2	TLB-1108-0191
19.050 (0.750")	47.5 (1.870")	25.40 (1.00")	1210	2	3/8x5/8	TLB-1210-0191
19.050 (0.750")	47.5 (1.870")	38.10 (1.50")	1215	2	3/8x5/8	TLB-1215-0191
19.050 (0.750")	57.0 (2.244")	25.40 (1.00")	1610	2	3/8x5/8	TLB-1610-0191
19.050 (0.750")	57.0 (2.244")	38.10 (1.50")	1615	2	3/8x5/8	TLB-1615-0191
19.050 (0.750")	70.0 (2.756")	31.80 (1.25")	2012	2	7/16x7/8	TLB-2012-0191
19.050 (0.750")	85.5 (3.366")	44.45 (1.75")	2517	2	1/2x1	TLB-2517-0191
20.000 (0.787")	35.0 (1.378")	22.20 (0.87")	1008	2	1/4x1/2	TLB-1008-0200
20.000 (0.787")	38.0 (1.496")	22.20 (0.87")	1108	2	1/4x1/2	TLB-1108-0200
20.000 (0.787")	47.5 (1.870")	25.40 (1.00")	1210	2	3/8x5/8	TLB-1210-0200
20.000 (0.787")	47.5 (1.870")	38.10 (1.50")	1215	2	3/8x5/8	TLB-1215-0200
20.000 (0.787")	57.0 (2.244")	25.40 (1.00")	1610	2	3/8x5/8	TLB-1610-0200
20.000 (0.787")	57.0 (2.244")	38.10 (1.50")	1615	2	3/8x5/8	* TLB-1615-0200
20.000 (0.787")	70.0 (2.756")	31.80 (1.25")	2012	2	7/16x7/8	TLB-2012-0200
20.000 (0.787")	85.5 (3.366")	44.45 (1.75")	2517	2	1/2x1	* TLB-2517-0200
20.638 (0.813")	35.0 (1.378")	22.20 (0.87")	1008	2	1/4x1/2	TLB-1008-0206
20.638 (0.813")	38.0 (1.496")	22.20 (0.87")	1108	2	1/4x1/2	TLB-1108-0206
20.638 (0.813")	47.5 (1.870")	25.40 (1.00")	1210	2	3/8x5/8	TLB-1210-0206
20.638 (0.813")	47.5 (1.870")	38.10 (1.50")	1215	2	3/8x5/8	TLB-1215-0206
20.638 (0.813")	57.0 (2.244")	25.40 (1.00")	1610	2	3/8x5/8	TLB-1610-0206
20.638 (0.813")	57.0 (2.244")	38.10 (1.50")	1615	2	3/8x5/8	TLB-1615-0206
20.638 (0.813")	85.5 (3.366")	44.45 (1.75")	2517	2	1/2x1	TLB-2517-0206
22.000 (0.866")	35.0 (1.378")	22.20 (0.87")	1008	2	1/4x1/2	* TLB-1008-0220
22.000 (0.866")	38.0 (1.496")	22.20 (0.87")	1108	2	1/4x1/2	TLB-1108-0220
22.000 (0.866")	47.5 (1.870")	25.40 (1.00")	1210	2	3/8x5/8	* TLB-1210-0220
22.000 (0.866")	47.5 (1.870")	38.10 (1.50")	1215	2	3/8x5/8	TLB-1215-0220
22.000 (0.866")	57.0 (2.244")	25.40 (1.00")	1610	2	3/8x5/8	TLB-1610-0220
22.000 (0.866")	57.0 (2.244")	38.10 (1.50")	1615	2	3/8x5/8	* TLB-1615-0220
22.000 (0.866")	70.0 (2.756")	31.80 (1.25")	2012	2	7/16x7/8	TLB-2012-0220
22.000 (0.866")	85.5 (3.366")	44.45 (1.75")	2517	2	1/2x1	* TLB-2517-0220

Stocked or Short Delivery
  Usually Available Short Delivery
  Long delivery or not in current production


\* Large Minimum Quantities

\*\* Available only while stock lasts


# Taperlock Bushings

All dimensions are shown as mm (inches)

Bore (d)	Large End Dia. (D)	Length (L)	Series	No of Screws	Screw Size	Part Number
22.225 (0.875")	35.0 (1.378")	22.20 (0.87")	1008	2	1/4x1/2	TLB-1008-0222
22.225 (0.875")	38.0 (1.496")	22.20 (0.87")	1108	2	1/4x1/2	TLB-1108-0222
22.225 (0.875")	47.5 (1.870")	25.40 (1.00")	1210	2	3/8x5/8	TLB-1210-0222
22.225 (0.875")	47.5 (1.870")	38.10 (1.50")	1215	2	3/8x5/8	TLB-1215-0222
22.225 (0.875")	57.0 (2.244")	25.40 (1.00")	1610	2	3/8x5/8	TLB-1610-0222
22.225 (0.875")	57.0 (2.244")	38.10 (1.50")	1615	2	3/8x5/8	TLB-1615-0222
22.225 (0.875")	70.0 (2.756")	31.80 (1.25")	2012	2	7/16x7/8	TLB-2012-0222
22.225 (0.875")	85.5 (3.366")	44.45 (1.75")	2517	2	1/2x1	TLB-2517-0222
22.225 (0.875")	108.0 (4.252")	50.80 (2.00")	3020	2	5/8x1-1/4	TLB-3020-0222
23.813 (0.938")	35.0 (1.378")	22.20 (0.87")	1008	2	1/4x1/2	TLB-1008-0238
23.813 (0.938")	38.0 (1.496")	22.20 (0.87")	1108	2	1/4x1/2	TLB-1108-0238
23.813 (0.938")	47.5 (1.870")	25.40 (1.00")	1210	2	3/8x5/8	TLB-1210-0238
23.813 (0.938")	47.5 (1.870")	38.10 (1.50")	1215	2	3/8x5/8	TLB-1215-0238
23.813 (0.938")	57.0 (2.244")	25.40 (1.00")	1610	2	3/8x5/8	TLB-1610-0238
23.813 (0.938")	57.0 (2.244")	38.10 (1.50")	1615	2	3/8x5/8	TLB-1615-0238
23.813 (0.938")	85.5 (3.366")	44.45 (1.75")	2517	2	1/2x1	TLB-2517-0238
23.813 (0.938")	108.0 (4.252")	50.80 (2.00")	3020	2	5/8x1-1/4	TLB-3020-0238
24.000 (0.945")	35.0 (1.378")	22.20 (0.87")	1008	2	1/4x1/2	* TLB-1008-0240
24.000 (0.945")	38.0 (1.496")	22.20 (0.87")	1108	2	1/4x1/2	TLB-1108-0240
24.000 (0.945")	47.5 (1.870")	25.40 (1.00")	1210	2	3/8x5/8	* TLB-1210-0240
24.000 (0.945")	57.0 (2.244")	25.40 (1.00")	1610	2	3/8x5/8	** TLB-1610-0240
24.000 (0.945")	57.0 (2.244")	38.10 (1.50")	1615	2	3/8x5/8	* TLB-1615-0240
24.000 (0.945")	70.0 (2.756")	31.80 (1.25")	2012	2	7/16x7/8	** TLB-2012-0240
24.000 (0.945")	85.5 (3.366")	44.45 (1.75")	2517	2	1/2x1	* TLB-2517-0240
25.000 (0.984")	35.0 (1.378")	22.20 (0.87")	1008	2	1/4x1/2	TLB-1008-0250
25.000 (0.984")	38.0 (1.496")	22.20 (0.87")	1108	2	1/4x1/2	TLB-1108-0250
25.000 (0.984")	47.5 (1.870")	25.40 (1.00")	1210	2	3/8x5/8	* TLB-1210-0250
25.000 (0.984")	57.0 (2.244")	25.40 (1.00")	1610	2	3/8x5/8	* TLB-1610-0250
25.000 (0.984")	57.0 (2.244")	38.10 (1.50")	1615	2	3/8x5/8	* TLB-1615-0250
25.000 (0.984")	70.0 (2.756")	31.80 (1.25")	2012	2	7/16x7/8	TLB-2012-0250
25.000 (0.984")	85.5 (3.366")	44.45 (1.75")	2517	2	1/2x1	* TLB-2517-0250
25.400 (1.000")	35.0 (1.378")	22.20 (0.87")	1008	2	1/4x1/2	TLB-1008-0254
25.400 (1.000")	38.0 (1.496")	22.20 (0.87")	1108	2	1/4x1/2	TLB-1108-0254
25.400 (1.000")	47.5 (1.870")	25.40 (1.00")	1210	2	3/8x5/8	TLB-1210-0254
25.400 (1.000")	47.5 (1.870")	38.10 (1.50")	1215	2	3/8x5/8	TLB-1215-0254
25.400 (1.000")	57.0 (2.244")	25.40 (1.00")	1610	2	3/8x5/8	TLB-1610-0254
25.400 (1.000")	57.0 (2.244")	38.10 (1.50")	1615	2	3/8x5/8	TLB-1615-0254
25.400 (1.000")	70.0 (2.756")	31.80 (1.25")	2012	2	7/16x7/8	TLB-2012-0254
25.400 (1.000")	85.5 (3.366")	44.45 (1.75")	2517	2	1/2x1	TLB-2517-0254
25.400 (1.000")	108.0 (4.252")	50.80 (2.00")	3020	2	5/8x1-1/4	TLB-3020-0254
26.000 (1.024")	47.5 (1.870")	25.40 (1.00")	1210	2	3/8x5/8	* TLB-1210-0260
26.000 (1.024")	57.0 (2.244")	38.10 (1.50")	1615	2	3/8x5/8	* TLB-1615-0260
26.988 (1.063")	38.0 (1.496")	22.20 (0.87")	1108	2	1/4x1/2	TLB-1108-0269
26.988 (1.063")	47.5 (1.870")	25.40 (1.00")	1210	2	3/8x5/8	TLB-1210-0269
26.988 (1.063")	47.5 (1.870")	38.10 (1.50")	1215	2	3/8x5/8	TLB-1215-0269
26.988 (1.063")	57.0 (2.244")	25.40 (1.00")	1610	2	3/8x5/8	TLB-1610-0269
26.988 (1.063")	57.0 (2.244")	38.10 (1.50")	1615	2	3/8x5/8	TLB-1615-0269
26.988 (1.063")	85.5 (3.366")	44.45 (1.75")	2517	2	1/2x1	TLB-2517-0269
26.988 (1.063")	108.0 (4.252")	50.80 (2.00")	3020	2	5/8x1-1/4	TLB-3020-0269
28.000 (1.102")	38.0 (1.496")	22.20 (0.87")	1108	2	1/4x1/2	* TLB-1108-0280
28.000 (1.102")	47.5 (1.870")	25.40 (1.00")	1210	2	3/8x5/8	TLB-1210-0280
28.000 (1.102")	57.0 (2.244")	25.40 (1.00")	1610	2	3/8x5/8	** TLB-1610-0280
28.000 (1.102")	57.0 (2.244")	38.10 (1.50")	1615	2	3/8x5/8	* TLB-1615-0280
28.000 (1.102")	70.0 (2.756")	31.80 (1.25")	2012	2	7/16x7/8	* TLB-2012-0280

 Stocked or Short Delivery

 Usually Available Short Delivery

 Long delivery or not in current production


\* Large Minimum Quantities

\*\* Available only while stock lasts


# Taperlock Bushings

All dimensions are shown as mm (inches)

Bore (d)	Large End Dia. (D)	Length (L)	Series	No of Screws	Screw Size	Part Number
28.000 (1.102")	85.5 (3.366")	44.45 (1.75")	2517	2	1/2x1	* TLB-2517-0280
28.575 (1.125")	38.0 (1.496")	22.20 (0.87")	1108	2	1/4x1/2	TLB-1108-0286
28.575 (1.125")	47.5 (1.870")	25.40 (1.00")	1210	2	3/8x5/8	TLB-1210-0286
28.575 (1.125")	47.5 (1.870")	38.10 (1.50")	1215	2	3/8x5/8	TLB-1215-0286
28.575 (1.125")	57.0 (2.244")	25.40 (1.00")	1610	2	3/8x5/8	TLB-1610-0286
28.575 (1.125")	57.0 (2.244")	38.10 (1.50")	1615	2	3/8x5/8	TLB-1615-0286
28.575 (1.125")	70.0 (2.756")	31.80 (1.25")	2012	2	7/16x7/8	TLB-2012-0286
28.575 (1.125")	85.5 (3.366")	44.45 (1.75")	2517	2	1/2x1	TLB-2517-0286
28.575 (1.125")	108.0 (4.252")	50.80 (2.00")	3020	2	5/8x1-1/4	TLB-3020-0286
30.000 (1.181")	47.5 (1.870")	25.40 (1.00")	1210	2	3/8x5/8	* TLB-1210-0300
30.000 (1.181")	57.0 (2.244")	25.40 (1.00")	1610	2	3/8x5/8	* TLB-1610-0300
30.000 (1.181")	57.0 (2.244")	38.10 (1.50")	1615	2	3/8x5/8	* TLB-1615-0300
30.000 (1.181")	70.0 (2.756")	31.80 (1.25")	2012	2	7/16x7/8	TLB-2012-0300
30.000 (1.181")	85.5 (3.366")	44.45 (1.75")	2517	2	1/2x1	* TLB-2517-0300
30.163 (1.188")	47.5 (1.870")	25.40 (1.00")	1210	2	3/8x5/8	TLB-1210-0302
30.163 (1.188")	47.5 (1.870")	38.10 (1.50")	1215	2	3/8x5/8	TLB-1215-0302
30.163 (1.188")	57.0 (2.244")	25.40 (1.00")	1610	2	3/8x5/8	TLB-1610-0302
30.163 (1.188")	57.0 (2.244")	38.10 (1.50")	1615	2	3/8x5/8	TLB-1615-0302
30.163 (1.188")	85.5 (3.366")	44.45 (1.75")	2517	2	1/2x1	TLB-2517-0302
30.163 (1.188")	108.0 (4.252")	50.80 (2.00")	3020	2	5/8x1-1/4	TLB-3020-0302
31.750 (1.250")	47.5 (1.870")	25.40 (1.00")	1210	2	3/8x5/8	TLB-1210-0318
31.750 (1.250")	47.5 (1.870")	38.10 (1.50")	1215	2	3/8x5/8	TLB-1215-0318
31.750 (1.250")	57.0 (2.244")	25.40 (1.00")	1610	2	3/8x5/8	TLB-1610-0318
31.750 (1.250")	57.0 (2.244")	38.10 (1.50")	1615	2	3/8x5/8	TLB-1615-0318
31.750 (1.250")	70.0 (2.756")	31.80 (1.25")	2012	2	7/16x7/8	TLB-2012-0318
31.750 (1.250")	85.5 (3.366")	44.45 (1.75")	2517	2	1/2x1	TLB-2517-0318
31.750 (1.250")	108.0 (4.252")	50.80 (2.00")	3020	2	5/8x1-1/4	TLB-3020-0318
32.000 (1.260")	47.5 (1.870")	25.40 (1.00")	1210	2	3/8x5/8	* TLB-1210-0320
32.000 (1.260")	47.5 (1.870")	38.10 (1.50")	1215	2	3/8x5/8	TLB-1215-0320
32.000 (1.260")	57.0 (2.244")	25.40 (1.00")	1610	2	3/8x5/8	TLB-1610-0320
32.000 (1.260")	57.0 (2.244")	38.10 (1.50")	1615	2	3/8x5/8	* TLB-1615-0320
32.000 (1.260")	70.0 (2.756")	31.80 (1.25")	2012	2	7/16x7/8	TLB-2012-0320
32.000 (1.260")	85.5 (3.366")	44.45 (1.75")	2517	2	1/2x1	* TLB-2517-0320
33.338 (1.313")	57.0 (2.244")	25.40 (1.00")	1610	2	3/8x5/8	TLB-1610-0333
33.338 (1.313")	57.0 (2.244")	38.10 (1.50")	1615	2	3/8x5/8	TLB-1615-0333
33.338 (1.313")	85.5 (3.366")	44.45 (1.75")	2517	2	1/2x1	TLB-2517-0333
33.338 (1.313")	108.0 (4.252")	50.80 (2.00")	3020	2	5/8x1-1/4	TLB-3020-0333
34.925 (1.375")	57.0 (2.244")	25.40 (1.00")	1610	2	3/8x5/8	TLB-1610-0349
34.925 (1.375")	57.0 (2.244")	38.10 (1.50")	1615	2	3/8x5/8	TLB-1615-0349
34.925 (1.375")	70.0 (2.756")	31.80 (1.25")	2012	2	7/16x7/8	TLB-2012-0349
34.925 (1.375")	85.5 (3.366")	44.45 (1.75")	2517	2	1/2x1	TLB-2517-0349
34.925 (1.375")	108.0 (4.252")	50.80 (2.00")	3020	2	5/8x1-1/4	TLB-3020-0349
35.000 (1.378")	57.0 (2.244")	25.40 (1.00")	1610	2	3/8x5/8	* TLB-1610-0350
35.000 (1.378")	57.0 (2.244")	38.10 (1.50")	1615	2	3/8x5/8	* TLB-1615-0350
35.000 (1.378")	70.0 (2.756")	31.80 (1.25")	2012	2	7/16x7/8	* TLB-2012-0350
35.000 (1.378")	85.5 (3.366")	44.45 (1.75")	2517	2	1/2x1	TLB-2517-0350
36.513 (1.438")	57.0 (2.244")	25.40 (1.00")	1610	2	3/8x5/8	TLB-1610-0365
36.513 (1.438")	57.0 (2.244")	38.10 (1.50")	1615	2	3/8x5/8	TLB-1615-0365
36.513 (1.438")	85.5 (3.366")	44.45 (1.75")	2517	2	1/2x1	TLB-2517-0365
36.513 (1.438")	108.0 (4.252")	50.80 (2.00")	3020	2	5/8x1-1/4	TLB-3020-0365
38.000 (1.496")	57.0 (2.244")	25.40 (1.00")	1610	2	3/8x5/8	* TLB-1610-0380
38.000 (1.496")	57.0 (2.244")	38.10 (1.50")	1615	2	3/8x5/8	* TLB-1615-0380
38.000 (1.496")	70.0 (2.756")	31.80 (1.25")	2012	2	7/16x7/8	* TLB-2012-0380
38.000 (1.496")	85.5 (3.366")	44.45 (1.75")	2517	2	1/2x1	* TLB-2517-0380

 Stocked or Short Delivery

 Usually Available Short Delivery

 Long delivery or not in current production


\* Large Minimum Quantities

\*\* Available only while stock lasts


# Taperlock Bushings

All dimensions are shown as mm (inches)

Bore (d)	Large End Dia. (D)	Length (L)	Series	No of Screws	Screw Size	Part Number
38.100 (1.500")	57.0 (2.244")	25.40 (1.00")	1610	2	3/8x5/8	TLB-1610-0381
38.100 (1.500")	57.0 (2.244")	38.10 (1.50")	1615	2	3/8x5/8	TLB-1615-0381
38.100 (1.500")	70.0 (2.756")	31.80 (1.25")	2012	2	7/16x7/8	TLB-2012-0381
38.100 (1.500")	85.5 (3.366")	44.45 (1.75")	2517	2	1/2x1	TLB-2517-0381
38.100 (1.500")	108.0 (4.252")	50.80 (2.00")	3020	2	5/8x1-1/4	TLB-3020-0381
38.100 (1.500")	127.0 (5.000")	63.50 (2.50")	3525	3	1/2x1-1/2	TLB-3525-0381
38.100 (1.500")	146.0 (5.748")	76.20 (3.00")	4030	3	5/8x1-3/4	TLB-4030-0381
39.688 (1.563")	57.0 (2.244")	25.40 (1.00")	1610	2	3/8x5/8	TLB-1610-0397
39.688 (1.563")	57.0 (2.244")	38.10 (1.50")	1615	2	3/8x5/8	TLB-1615-0397
39.688 (1.563")	85.5 (3.366")	44.45 (1.75")	2517	2	1/2x1	TLB-2517-0397
39.688 (1.563")	108.0 (4.252")	50.80 (2.00")	3020	2	5/8x1-1/4	TLB-3020-0397
39.688 (1.563")	127.0 (5.000")	63.50 (2.50")	3525	3	1/2x1-1/2	TLB-3525-0397
39.688 (1.563")	146.0 (5.748")	76.20 (3.00")	4030	3	5/8x1-3/4	TLB-4030-0397
40.000 (1.575")	57.0 (2.244")	25.40 (1.00")	1610	2	3/8x5/8	TLB-1610-0400
40.000 (1.575")	57.0 (2.244")	38.10 (1.50")	1615	2	3/8x5/8	* TLB-1615-0400
40.000 (1.575")	70.0 (2.756")	31.80 (1.25")	2012	2	7/16x7/8	* TLB-2012-0400
40.000 (1.575")	85.5 (3.366")	44.45 (1.75")	2517	2	1/2x1	TLB-2517-0400
41.275 (1.625")	57.0 (2.244")	25.40 (1.00")	1610	2	3/8x5/8	TLB-1610-0413
41.275 (1.625")	57.0 (2.244")	38.10 (1.50")	1615	2	3/8x5/8	TLB-1615-0413
41.275 (1.625")	70.0 (2.756")	31.80 (1.25")	2012	2	7/16x7/8	TLB-2012-0413
41.275 (1.625")	85.5 (3.366")	44.45 (1.75")	2517	2	1/2x1	TLB-2517-0413
41.275 (1.625")	108.0 (4.252")	50.80 (2.00")	3020	2	5/8x1-1/4	TLB-3020-0413
41.275 (1.625")	127.0 (5.000")	63.50 (2.50")	3525	3	1/2x1-1/2	TLB-3525-0413
41.275 (1.625")	146.0 (5.748")	76.20 (3.00")	4030	3	5/8x1-3/4	TLB-4030-0413
42.000 (1.654")	57.0 (2.244")	25.40 (1.00")	1610	2	3/8x5/8	* TLB-1610-0420
42.000 (1.654")	57.0 (2.244")	38.10 (1.50")	1615	2	3/8x5/8	* TLB-1615-0420
42.000 (1.654")	70.0 (2.756")	31.80 (1.25")	2012	2	7/16x7/8	* TLB-2012-0420
42.000 (1.654")	85.5 (3.366")	44.45 (1.75")	2517	2	1/2x1	* TLB-2517-0420
42.863 (1.688")	57.0 (2.244")	25.40 (1.00")	1610	2	3/8x5/8	TLB-1610-0429
42.863 (1.688")	57.0 (2.244")	38.10 (1.50")	1615	2	3/8x5/8	TLB-1615-0429
42.863 (1.688")	85.5 (3.366")	44.45 (1.75")	2517	2	1/2x1	TLB-2517-0429
42.863 (1.688")	108.0 (4.252")	50.80 (2.00")	3020	2	5/8x1-1/4	TLB-3020-0429
42.863 (1.688")	127.0 (5.000")	63.50 (2.50")	3525	3	1/2x1-1/2	TLB-3525-0429
42.863 (1.688")	146.0 (5.748")	76.20 (3.00")	4030	3	5/8x1-3/4	TLB-4030-0429
44.450 (1.750")	70.0 (2.756")	31.80 (1.25")	2012	2	7/16x7/8	TLB-2012-0445
44.450 (1.750")	85.5 (3.366")	44.45 (1.75")	2517	2	1/2x1	TLB-2517-0445
44.450 (1.750")	108.0 (4.252")	50.80 (2.00")	3020	2	5/8x1-1/4	TLB-3020-0445
44.450 (1.750")	127.0 (5.000")	63.50 (2.50")	3525	3	1/2x1-1/2	TLB-3525-0445
44.450 (1.750")	146.0 (5.748")	76.20 (3.00")	4030	3	5/8x1-3/4	TLB-4030-0445
45.000 (1.772")	70.0 (2.756")	31.80 (1.25")	2012	2	7/16x7/8	* TLB-2012-0450
45.000 (1.772")	85.5 (3.366")	44.45 (1.75")	2517	2	1/2x1	* TLB-2517-0450
46.038 (1.813")	85.5 (3.366")	44.45 (1.75")	2517	2	1/2x1	TLB-2517-0461
46.038 (1.813")	108.0 (4.252")	50.80 (2.00")	3020	2	5/8x1-1/4	TLB-3020-0461
46.038 (1.813")	127.0 (5.000")	63.50 (2.50")	3525	3	1/2x1-1/2	TLB-3525-0461
46.038 (1.813")	146.0 (5.748")	76.20 (3.00")	4030	3	5/8x1-3/4	TLB-4030-0461
47.625 (1.875")	70.0 (2.756")	31.80 (1.25")	2012	2	7/16x7/8	TLB-2012-0476
47.625 (1.875")	85.5 (3.366")	44.45 (1.75")	2517	2	1/2x1	TLB-2517-0476
47.625 (1.875")	108.0 (4.252")	50.80 (2.00")	3020	2	5/8x1-1/4	TLB-3020-0476
47.625 (1.875")	127.0 (5.000")	63.50 (2.50")	3525	3	1/2x1-1/2	TLB-3525-0476
47.625 (1.875")	146.0 (5.748")	76.20 (3.00")	4030	3	5/8x1-3/4	TLB-4030-0476
48.000 (1.890")	70.0 (2.756")	31.80 (1.25")	2012	2	7/16x7/8	TLB-2012-0480
48.000 (1.890")	85.5 (3.366")	44.45 (1.75")	2517	2	1/2x1	* TLB-2517-0480
49.213 (1.938")	85.5 (3.366")	44.45 (1.75")	2517	2	1/2x1	TLB-2517-0492
49.213 (1.938")	108.0 (4.252")	50.80 (2.00")	3020	2	5/8x1-1/4	TLB-3020-0492

 Stocked or Short Delivery

 Usually Available Short Delivery

 Long delivery or not in current production

\* Large Minimum Quantities

\*\* Available only while stock lasts

# Taperlock Bushings

All dimensions are shown as mm (inches)

Bore (d)	Large End Dia. (D)	Length (L)	Series	No of Screws	Screw Size	Part Number
49.213 (1.938")	127.0 (5.000")	63.50 (2.50")	3525	3	1/2x1-1/2	TLB-3525-0492
49.213 (1.938")	146.0 (5.748")	76.20 (3.00")	4030	3	5/8x1-3/4	TLB-4030-0492
50.000 (1.969")	70.0 (2.756")	31.80 (1.25")	2012	2	7/16x7/8	* TLB-2012-0500
50.000 (1.969")	85.5 (3.366")	44.45 (1.75")	2517	2	1/2x1	* TLB-2517-0500
50.800 (2.000")	70.0 (2.756")	31.80 (1.25")	2012	2	7/16x7/8	TLB-2012-0508
50.800 (2.000")	85.5 (3.366")	44.45 (1.75")	2517	2	1/2x1	TLB-2517-0508
50.800 (2.000")	108.0 (4.252")	50.80 (2.00")	3020	2	5/8x1-1/4	TLB-3020-0508
50.800 (2.000")	127.0 (5.000")	63.50 (2.50")	3525	3	1/2x1-1/2	TLB-3525-0508
50.800 (2.000")	146.0 (5.748")	76.20 (3.00")	4030	3	5/8x1-3/4	TLB-4030-0508
52.388 (2.063")	85.5 (3.366")	44.45 (1.75")	2517	2	1/2x1	TLB-2517-0524
52.388 (2.063")	108.0 (4.252")	50.80 (2.00")	3020	2	5/8x1-1/4	TLB-3020-0524
52.388 (2.063")	127.0 (5.000")	63.50 (2.50")	3525	3	1/2x1-1/2	TLB-3525-0524
52.388 (2.063")	146.0 (5.748")	76.20 (3.00")	4030	3	5/8x1-3/4	TLB-4030-0524
53.975 (2.125")	85.5 (3.366")	44.45 (1.75")	2517	2	1/2x1	TLB-2517-0539
53.975 (2.125")	108.0 (4.252")	50.80 (2.00")	3020	2	5/8x1-1/4	TLB-3020-0539
53.975 (2.125")	127.0 (5.000")	63.50 (2.50")	3525	3	1/2x1-1/2	TLB-3525-0539
53.975 (2.125")	146.0 (5.748")	76.20 (3.00")	4030	3	5/8x1-3/4	TLB-4030-0539
55.000 (2.165")	85.5 (3.366")	44.45 (1.75")	2517	2	1/2x1	TLB-2517-0550
55.563 (2.188")	85.5 (3.366")	44.45 (1.75")	2517	2	1/2x1	TLB-2517-0556
55.563 (2.188")	108.0 (4.252")	50.80 (2.00")	3020	2	5/8x1-1/4	TLB-3020-0556
55.563 (2.188")	127.0 (5.000")	63.50 (2.50")	3525	3	1/2x1-1/2	TLB-3525-0556
55.563 (2.188")	146.0 (5.748")	76.20 (3.00")	4030	3	5/8x1-3/4	TLB-4030-0556
57.150 (2.250")	85.5 (3.366")	44.45 (1.75")	2517	2	1/2x1	TLB-2517-0572
57.150 (2.250")	108.0 (4.252")	50.80 (2.00")	3020	2	5/8x1-1/4	TLB-3020-0572
57.150 (2.250")	127.0 (5.000")	63.50 (2.50")	3525	3	1/2x1-1/2	TLB-3525-0572
57.150 (2.250")	146.0 (5.748")	76.20 (3.00")	4030	3	5/8x1-3/4	TLB-4030-0572
58.738 (2.313")	85.5 (3.366")	44.45 (1.75")	2517	2	1/2x1	TLB-2517-0587
58.738 (2.313")	108.0 (4.252")	50.80 (2.00")	3020	2	5/8x1-1/4	TLB-3020-0587
58.738 (2.313")	127.0 (5.000")	63.50 (2.50")	3525	3	1/2x1-1/2	TLB-3525-0587
58.738 (2.313")	146.0 (5.748")	76.20 (3.00")	4030	3	5/8x1-3/4	TLB-4030-0587
60.000 (2.362")	85.5 (3.366")	44.45 (1.75")	2517	2	1/2x1	TLB-2517-0600
60.000 (2.362")	146.0 (5.748")	76.20 (3.00")	4030	3	5/8x1-3/4	TLB-4030-0600
60.325 (2.375")	85.5 (3.366")	44.45 (1.75")	2517	2	1/2x1	TLB-2517-0603
60.325 (2.375")	108.0 (4.252")	50.80 (2.00")	3020	2	5/8x1-1/4	TLB-3020-0603
60.325 (2.375")	127.0 (5.000")	63.50 (2.50")	3525	3	1/2x1-1/2	TLB-3525-0603
60.325 (2.375")	146.0 (5.748")	76.20 (3.00")	4030	3	5/8x1-3/4	TLB-4030-0603
61.913 (2.438")	85.5 (3.366")	44.45 (1.75")	2517	2	1/2x1	TLB-2517-0619
61.913 (2.438")	108.0 (4.252")	50.80 (2.00")	3020	2	5/8x1-1/4	TLB-3020-0619
61.913 (2.438")	127.0 (5.000")	63.50 (2.50")	3525	3	1/2x1-1/2	TLB-3525-0619
61.913 (2.438")	146.0 (5.748")	76.20 (3.00")	4030	3	5/8x1-3/4	TLB-4030-0619
63.500 (2.500")	85.5 (3.366")	44.45 (1.75")	2517	2	1/2x1	TLB-2517-0635
63.500 (2.500")	108.0 (4.252")	50.80 (2.00")	3020	2	5/8x1-1/4	TLB-3020-0635
63.500 (2.500")	127.0 (5.000")	63.50 (2.50")	3525	3	1/2x1-1/2	TLB-3525-0635
63.500 (2.500")	146.0 (5.748")	76.20 (3.00")	4030	3	5/8x1-3/4	TLB-4030-0635
65.000 (2.559")	85.5 (3.366")	44.45 (1.75")	2517	2	1/2x1	TLB-2517-0650
65.000 (2.559")	108.0 (4.252")	50.80 (2.00")	3020	2	5/8x1-1/4	TLB-3020-0650
65.000 (2.559")	127.0 (5.000")	63.50 (2.50")	3525	3	1/2x1-1/2	TLB-3525-0650
65.000 (2.559")	146.0 (5.748")	76.20 (3.00")	4030	3	5/8x1-3/4	TLB-4030-0650
65.088 (2.563")	108.0 (4.252")	50.80 (2.00")	3020	2	5/8x1-1/4	TLB-3020-0651
65.088 (2.563")	127.0 (5.000")	63.50 (2.50")	3525	3	1/2x1-1/2	TLB-3525-0651
65.088 (2.563")	146.0 (5.748")	76.20 (3.00")	4030	3	5/8x1-3/4	TLB-4030-0651
66.675 (2.625")	85.5 (3.366")	44.45 (1.75")	2517	2	1/2x1	TLB-2517-0667
66.675 (2.625")	108.0 (4.252")	50.80 (2.00")	3020	2	5/8x1-1/4	TLB-3020-0667
66.675 (2.625")	127.0 (5.000")	63.50 (2.50")	3525	3	1/2x1-1/2	TLB-3525-0667

Stocked or Short Delivery
  Usually Available Short Delivery
  Long delivery or not in current production

\* Large Minimum Quantities

\*\* Available only while stock lasts

# Taperlock Bushings

All dimensions are shown as mm (inches)

Bore (d)	Large End Dia. (D)	Length (L)	Series	No of Screws	Screw Size	Part Number
66.675 (2.625")	146.0 (5.748")	76.20 (3.00")	4030	3	5/8x1-3/4	TLB-4030-0667
68.263 (2.688")	85.5 (3.366")	44.45 (1.75")	2517	2	1/2x1	TLB-2517-0683
68.263 (2.688")	108.0 (4.252")	50.80 (2.00")	3020	2	5/8x1-1/4	TLB-3020-0683
68.263 (2.688")	127.0 (5.000")	63.50 (2.50")	3525	3	1/2x1-1/2	TLB-3525-0683
68.263 (2.688")	146.0 (5.748")	76.20 (3.00")	4030	3	5/8x1-3/4	TLB-4030-0683
69.850 (2.750")	108.0 (4.252")	50.80 (2.00")	3020	2	5/8x1-1/4	TLB-3020-0699
69.850 (2.750")	127.0 (5.000")	63.50 (2.50")	3525	3	1/2x1-1/2	TLB-3525-0699
69.850 (2.750")	146.0 (5.748")	76.20 (3.00")	4030	3	5/8x1-3/4	TLB-4030-0699
71.438 (2.813")	108.0 (4.252")	50.80 (2.00")	3020	2	5/8x1-1/4	TLB-3020-0714
71.438 (2.813")	127.0 (5.000")	63.50 (2.50")	3525	3	1/2x1-1/2	TLB-3525-0714
71.438 (2.813")	146.0 (5.748")	76.20 (3.00")	4030	3	5/8x1-3/4	TLB-4030-0714
73.000 (2.874")	108.0 (4.252")	50.80 (2.00")	3020	2	5/8x1-1/4	TLB-3020-0730
73.000 (2.874")	127.0 (5.000")	63.50 (2.50")	3525	3	1/2x1-1/2	TLB-3525-0730
73.000 (2.874")	146.0 (5.748")	76.20 (3.00")	4030	3	5/8x1-3/4	TLB-4030-0730
74.613 (2.938")	108.0 (4.252")	50.80 (2.00")	3020	2	5/8x1-1/4	TLB-3020-0746
74.613 (2.938")	127.0 (5.000")	63.50 (2.50")	3525	3	1/2x1-1/2	TLB-3525-0746
74.613 (2.938")	146.0 (5.748")	76.20 (3.00")	4030	3	5/8x1-3/4	TLB-4030-0746
76.200 (3.000")	108.0 (4.252")	50.80 (2.00")	3020	2	5/8x1-1/4	TLB-3020-0762
76.200 (3.000")	127.0 (5.000")	63.50 (2.50")	3525	3	1/2x1-1/2	TLB-3525-0762
76.200 (3.000")	146.0 (5.748")	76.20 (3.00")	4030	3	5/8x1-3/4	TLB-4030-0762
77.788 (3.063")	127.0 (5.000")	63.50 (2.50")	3525	3	1/2x1-1/2	TLB-3525-0778
77.788 (3.063")	146.0 (5.748")	76.20 (3.00")	4030	3	5/8x1-3/4	TLB-4030-0778
79.375 (3.125")	108.0 (4.252")	50.80 (2.00")	3020	2	5/8x1-1/4	TLB-3020-0794
79.375 (3.125")	127.0 (5.000")	63.50 (2.50")	3525	3	1/2x1-1/2	TLB-3525-0794
79.375 (3.125")	146.0 (5.748")	76.20 (3.00")	4030	3	5/8x1-3/4	TLB-4030-0794
80.963 (3.188")	108.0 (4.252")	50.80 (2.00")	3020	2	5/8x1-1/4	TLB-3020-0809
80.963 (3.188")	127.0 (5.000")	63.50 (2.50")	3525	3	1/2x1-1/2	TLB-3525-0809
80.963 (3.188")	146.0 (5.748")	76.20 (3.00")	4030	3	5/8x1-3/4	TLB-4030-0809
82.550 (3.250")	108.0 (4.252")	50.80 (2.00")	3020	2	5/8x1-1/4	TLB-3020-0826
82.550 (3.250")	127.0 (5.000")	63.50 (2.50")	3525	3	1/2x1-1/2	TLB-3525-0826
82.550 (3.250")	146.0 (5.748")	76.20 (3.00")	4030	3	5/8x1-3/4	TLB-4030-0826
84.138 (3.313")	127.0 (5.000")	63.50 (2.50")	3525	3	1/2x1-1/2	TLB-3525-0841
84.138 (3.313")	146.0 (5.748")	76.20 (3.00")	4030	3	5/8x1-3/4	TLB-4030-0841
85.725 (3.375")	127.0 (5.000")	63.50 (2.50")	3525	3	1/2x1-1/2	TLB-3525-0857
85.725 (3.375")	146.0 (5.748")	76.20 (3.00")	4030	3	5/8x1-3/4	TLB-4030-0857
87.313 (3.438")	127.0 (5.000")	63.50 (2.50")	3525	3	1/2x1-1/2	TLB-3525-0873
87.313 (3.438")	146.0 (5.748")	76.20 (3.00")	4030	3	5/8x1-3/4	TLB-4030-0873
88.900 (3.500")	127.0 (5.000")	63.50 (2.50")	3525	3	1/2x1-1/2	TLB-3525-0889
88.900 (3.500")	146.0 (5.748")	76.20 (3.00")	4030	3	5/8x1-3/4	TLB-4030-0889
90.488 (3.563")	127.0 (5.000")	63.50 (2.50")	3525	3	1/2x1-1/2	TLB-3525-0905
90.488 (3.563")	146.0 (5.748")	76.20 (3.00")	4030	3	5/8x1-3/4	TLB-4030-0905
92.075 (3.625")	127.0 (5.000")	63.50 (2.50")	3525	3	1/2x1-1/2	TLB-3525-0921
92.075 (3.625")	146.0 (5.748")	76.20 (3.00")	4030	3	5/8x1-3/4	TLB-4030-0921
93.663 (3.688")	127.0 (5.000")	63.50 (2.50")	3525	3	1/2x1-1/2	TLB-3525-0937
93.663 (3.688")	146.0 (5.748")	76.20 (3.00")	4030	3	5/8x1-3/4	TLB-4030-0937
95.250 (3.750")	127.0 (5.000")	63.50 (2.50")	3525	3	1/2x1-1/2	TLB-3525-0953
95.250 (3.750")	146.0 (5.748")	76.20 (3.00")	4030	3	5/8x1-3/4	TLB-4030-0953
96.838 (3.813")	127.0 (5.000")	63.50 (2.50")	3525	3	1/2x1-1/2	TLB-3525-0968
96.838 (3.813")	146.0 (5.748")	76.20 (3.00")	4030	3	5/8x1-3/4	TLB-4030-0968
98.425 (3.875")	127.0 (5.000")	63.50 (2.50")	3525	3	1/2x1-1/2	TLB-3525-0984
98.425 (3.875")	146.0 (5.748")	76.20 (3.00")	4030	3	5/8x1-3/4	TLB-4030-0984
100.013 (3.938")	127.0 (5.000")	63.50 (2.50")	3525	3	1/2x1-1/2	TLB-3525-1001
100.013 (3.938")	146.0 (5.748")	76.20 (3.00")	4030	3	5/8x1-3/4	TLB-4030-1001
101.600 (4.000")	146.0 (5.748")	76.20 (3.00")	4030	3	5/8x1-3/4	TLB-4030-1016

Stocked or Short Delivery
  Usually Available Short Delivery
  Long delivery or not in current production

\* Large Minimum Quantities

\*\* Available only while stock lasts

## Taperlock Bushings


All dimensions are shown as mm (inches)

Bore (d)	Large End Dia. (D)	Length (L)	Series	No of Screws	Screw Size	Part Number
103.188 (4.063")	146.0 (5.748")	76.20 (3.00")	4030	3	5/8x1-3/4	TLB-4030-1032
104.775 (4.125")	146.0 (5.748")	76.20 (3.00")	4030	3	5/8x1-3/4	TLB-4030-1048
106.363 (4.188")	146.0 (5.748")	76.20 (3.00")	4030	3	5/8x1-3/4	TLB-4030-1064
107.950 (4.250")	146.0 (5.748")	76.20 (3.00")	4030	3	5/8x1-3/4	TLB-4030-1079
109.538 (4.313")	146.0 (5.748")	76.20 (3.00")	4030	3	5/8x1-3/4	TLB-4030-1095
111.125 (4.375")	146.0 (5.748")	76.20 (3.00")	4030	3	5/8x1-3/4	TLB-4030-1111
112.713 (4.438")	146.0 (5.748")	76.20 (3.00")	4030	3	5/8x1-3/4	TLB-4030-1127


## QD Bushings (USA Style)

All dimensions are shown as mm (inches)

Bore	Series	Flange OD (D)	Bolt Circle Dia.	Bush Length (E)	Large End OD (B)	Part Number
12.000 (0.472")	JA	50.50 (1.99")	42.29 (1.66")	17.48 (0.69")	34.93 (1.38")	QD-JA-0120
12.700 (0.500")	JA	50.50 (1.99")	42.29 (1.66")	17.48 (0.69")	34.93 (1.38")	QD-JA-0127
12.700 (0.500")	L	63.50 (2.50")	50.80 (2.00")	25.40 (1.00")	41.25 (1.62")	** QD-L-0127
12.700 (0.500")	SD	80.98 (3.19")	68.28 (2.69")	23.83 (0.94")	55.55 (2.19")	QD-SD-0127
12.700 (0.500")	SDS	80.98 (3.19")	68.28 (2.69")	22.23 (0.88")	55.55 (2.19")	QD-SDS-0127
12.700 (0.500")	SF	117.48 (4.63")	98.43 (3.88")	38.10 (1.50")	79.38 (3.13")	QD-SF-0127
12.700 (0.500")	SH	68.28 (2.69")	57.15 (2.25")	22.23 (0.88")	47.52 (1.87")	QD-SH-0127
12.700 (0.500")	SK	98.43 (3.88")	84.15 (3.31")	34.93 (1.38")	71.42 (2.81")	QD-SK-0127
14.288 (0.563")	JA	50.50 (1.99")	42.29 (1.66")	17.48 (0.69")	34.93 (1.38")	QD-JA-0143
14.288 (0.563")	SD	80.98 (3.19")	68.28 (2.69")	23.83 (0.94")	55.55 (2.19")	QD-SD-0143
14.288 (0.563")	SDS	80.98 (3.19")	68.28 (2.69")	22.23 (0.88")	55.55 (2.19")	QD-SDS-0143
14.288 (0.563")	SF	117.48 (4.63")	98.43 (3.88")	38.10 (1.50")	79.38 (3.13")	QD-SF-0143
14.288 (0.563")	SH	68.28 (2.69")	57.15 (2.25")	22.23 (0.88")	47.52 (1.87")	QD-SH-0143
14.288 (0.563")	SK	98.43 (3.88")	84.15 (3.31")	34.93 (1.38")	71.42 (2.81")	QD-SK-0143
15.000 (0.591")	JA	50.50 (1.99")	42.29 (1.66")	17.48 (0.69")	34.93 (1.38")	QD-JA-0150
15.875 (0.625")	JA	50.50 (1.99")	42.29 (1.66")	17.48 (0.69")	34.93 (1.38")	QD-JA-0159
15.875 (0.625")	SD	80.98 (3.19")	68.28 (2.69")	23.83 (0.94")	55.55 (2.19")	QD-SD-0159
15.875 (0.625")	SDS	80.98 (3.19")	68.28 (2.69")	22.23 (0.88")	55.55 (2.19")	QD-SDS-0159
15.875 (0.625")	SF	117.48 (4.63")	98.43 (3.88")	38.10 (1.50")	79.38 (3.13")	QD-SF-0159
15.875 (0.625")	SH	68.28 (2.69")	57.15 (2.25")	22.23 (0.88")	47.52 (1.87")	QD-SH-0159
15.875 (0.625")	SK	98.43 (3.88")	84.15 (3.31")	34.93 (1.38")	71.42 (2.81")	QD-SK-0159
16.000 (0.630")	JA	50.50 (1.99")	42.29 (1.66")	17.48 (0.69")	34.93 (1.38")	QD-JA-0160
17.463 (0.688")	JA	50.50 (1.99")	42.29 (1.66")	17.48 (0.69")	34.93 (1.38")	QD-JA-0175
17.463 (0.688")	SD	80.98 (3.19")	68.28 (2.69")	23.83 (0.94")	55.55 (2.19")	QD-SD-0175
17.463 (0.688")	SDS	80.98 (3.19")	68.28 (2.69")	22.23 (0.88")	55.55 (2.19")	QD-SDS-0175
17.463 (0.688")	SF	117.48 (4.63")	98.43 (3.88")	38.10 (1.50")	79.38 (3.13")	QD-SF-0175
17.463 (0.688")	SH	68.28 (2.69")	57.15 (2.25")	22.23 (0.88")	47.52 (1.87")	QD-SH-0175
17.463 (0.688")	SK	98.43 (3.88")	84.15 (3.31")	34.93 (1.38")	71.42 (2.81")	QD-SK-0175
19.000 (0.748")	JA	50.50 (1.99")	42.29 (1.66")	17.48 (0.69")	34.93 (1.38")	QD-JA-0190
19.050 (0.750")	JA	50.50 (1.99")	42.29 (1.66")	17.48 (0.69")	34.93 (1.38")	QD-JA-0191
19.050 (0.750")	L	41.28 (1.63")	63.50 (2.50")	23.02 (0.91")	41.25 (1.62")	** QD-L-0191
19.050 (0.750")	SD	80.98 (3.19")	68.28 (2.69")	23.83 (0.94")	55.55 (2.19")	QD-SD-0191
19.050 (0.750")	SDS	80.98 (3.19")	68.28 (2.69")	22.23 (0.88")	55.55 (2.19")	QD-SDS-0191
19.050 (0.750")	SF	117.48 (4.63")	98.43 (3.88")	38.10 (1.50")	79.38 (3.13")	QD-SF-0191
19.050 (0.750")	SH	68.28 (2.69")	57.15 (2.25")	22.23 (0.88")	47.52 (1.87")	QD-SH-0191
19.050 (0.750")	SK	98.43 (3.88")	84.15 (3.31")	34.93 (1.38")	71.42 (2.81")	QD-SK-0191
20.000 (0.787")	JA	50.50 (1.99")	42.29 (1.66")	17.48 (0.69")	34.93 (1.38")	QD-JA-0200
20.638 (0.813")	JA	50.50 (1.99")	42.29 (1.66")	17.48 (0.69")	34.93 (1.38")	QD-JA-0206
20.638 (0.813")	SD	80.98 (3.19")	68.28 (2.69")	23.83 (0.94")	55.55 (2.19")	QD-SD-0206
20.638 (0.813")	SDS	80.98 (3.19")	68.28 (2.69")	22.23 (0.88")	55.55 (2.19")	QD-SDS-0206
20.638 (0.813")	SF	117.48 (4.63")	98.43 (3.88")	38.10 (1.50")	79.38 (3.13")	QD-SF-0206
20.638 (0.813")	SH	68.28 (2.69")	57.15 (2.25")	22.23 (0.88")	47.52 (1.87")	QD-SH-0206
20.638 (0.813")	SK	98.43 (3.88")	84.15 (3.31")	34.93 (1.38")	71.42 (2.81")	QD-SK-0206

 Stocked or Short Delivery

 Usually Available Short Delivery

 Long delivery or not in current production


\* Large Minimum Quantities

\*\* Available only while stock lasts


# QD Bushings (USA Style)

All dimensions are shown as mm (inches)

Bore	Series	Flange OD (D)	Bolt Circle Dia.	Bush Length (E)	Large End OD (B)	Part Number
22.000 (0.866")	JA	50.50 (1.99")	42.29 (1.66")	17.48 (0.69")	34.93 (1.38")	QD-JA-0220
22.000 (0.866")	SH	68.28 (2.69")	57.15 (2.25")	22.23 (0.88")	47.52 (1.87")	QD-SH-0220
22.225 (0.875")	E	152.40 (6.00")	127.00 (5.00")	47.63 (1.88")	97.38 (3.83")	QD-E-0222
22.225 (0.875")	JA	50.50 (1.99")	42.29 (1.66")	17.48 (0.69")	34.93 (1.38")	QD-JA-0222
22.225 (0.875")	SD	80.98 (3.19")	68.28 (2.69")	23.83 (0.94")	55.55 (2.19")	QD-SD-0222
22.225 (0.875")	SDS	80.98 (3.19")	68.28 (2.69")	22.23 (0.88")	55.55 (2.19")	QD-SDS-0222
22.225 (0.875")	SF	117.48 (4.63")	98.43 (3.88")	38.10 (1.50")	79.38 (3.13")	QD-SF-0222
22.225 (0.875")	SH	68.28 (2.69")	57.15 (2.25")	22.23 (0.88")	47.52 (1.87")	QD-SH-0222
22.225 (0.875")	SK	98.43 (3.88")	84.15 (3.31")	34.93 (1.38")	71.42 (2.81")	QD-SK-0222
23.813 (0.938")	E	152.40 (6.00")	127.00 (5.00")	47.63 (1.88")	97.38 (3.83")	QD-E-0238
23.813 (0.938")	JA	50.50 (1.99")	42.29 (1.66")	17.48 (0.69")	34.93 (1.38")	QD-JA-0238
23.813 (0.938")	SD	80.98 (3.19")	68.28 (2.69")	23.83 (0.94")	55.55 (2.19")	QD-SD-0238
23.813 (0.938")	SDS	80.98 (3.19")	68.28 (2.69")	22.23 (0.88")	55.55 (2.19")	QD-SDS-0238
23.813 (0.938")	SF	117.48 (4.63")	98.43 (3.88")	38.10 (1.50")	79.38 (3.13")	QD-SF-0238
23.813 (0.938")	SH	68.28 (2.69")	57.15 (2.25")	22.23 (0.88")	47.52 (1.87")	QD-SH-0238
23.813 (0.938")	SK	98.43 (3.88")	84.15 (3.31")	34.93 (1.38")	71.42 (2.81")	QD-SK-0238
24.000 (0.945")	JA	50.50 (1.99")	42.29 (1.66")	17.48 (0.69")	34.93 (1.38")	QD-JA-0240
24.000 (0.945")	SH	68.28 (2.69")	57.15 (2.25")	22.23 (0.88")	47.52 (1.87")	QD-SH-0240
25.000 (0.984")	SDS	80.98 (3.19")	68.28 (2.69")	22.23 (0.88")	55.55 (2.19")	QD-SDS-0250
25.400 (1.000")	E	152.40 (6.00")	127.00 (5.00")	47.63 (1.88")	97.38 (3.83")	QD-E-0254
25.400 (1.000")	JA	50.50 (1.99")	42.29 (1.66")	17.48 (0.69")	34.93 (1.38")	QD-JA-0254
25.400 (1.000")	L	41.28 (1.63")	63.50 (2.50")	23.02 (0.91")	41.25 (1.62")	** QD-L-0254
25.400 (1.000")	SD	80.98 (3.19")	68.28 (2.69")	23.83 (0.94")	55.55 (2.19")	QD-SD-0254
25.400 (1.000")	SDS	80.98 (3.19")	68.28 (2.69")	22.23 (0.88")	55.55 (2.19")	QD-SDS-0254
25.400 (1.000")	SF	117.48 (4.63")	98.43 (3.88")	38.10 (1.50")	79.38 (3.13")	QD-SF-0254
25.400 (1.000")	SH	68.28 (2.69")	57.15 (2.25")	22.23 (0.88")	47.52 (1.87")	QD-SH-0254
25.400 (1.000")	SK	98.43 (3.88")	84.15 (3.31")	34.93 (1.38")	71.42 (2.81")	QD-SK-0254
26.988 (1.063")	E	152.40 (6.00")	127.00 (5.00")	47.63 (1.88")	97.38 (3.83")	QD-E-0269
26.988 (1.063")	JA	50.50 (1.99")	42.29 (1.66")	17.48 (0.69")	34.93 (1.38")	QD-JA-0269
26.988 (1.063")	SD	80.98 (3.19")	68.28 (2.69")	23.83 (0.94")	55.55 (2.19")	QD-SD-0269
26.988 (1.063")	SDS	80.98 (3.19")	68.28 (2.69")	22.23 (0.88")	55.55 (2.19")	QD-SDS-0269
26.988 (1.063")	SF	117.48 (4.63")	98.43 (3.88")	38.10 (1.50")	79.38 (3.13")	QD-SF-0269
26.988 (1.063")	SH	68.28 (2.69")	57.15 (2.25")	22.23 (0.88")	47.52 (1.87")	QD-SH-0269
26.988 (1.063")	SK	98.43 (3.88")	84.15 (3.31")	34.93 (1.38")	71.42 (2.81")	QD-SK-0269
28.000 (1.102")	JA	50.50 (1.99")	42.29 (1.66")	17.48 (0.69")	34.93 (1.38")	QD-JA-0280
28.000 (1.102")	SDS	80.98 (3.19")	68.28 (2.69")	22.23 (0.88")	55.55 (2.19")	QD-SDS-0280
28.000 (1.102")	SF	117.48 (4.63")	98.43 (3.88")	38.10 (1.50")	79.38 (3.13")	QD-SF-0280
28.000 (1.102")	SH	68.28 (2.69")	57.15 (2.25")	22.23 (0.88")	47.52 (1.87")	QD-SH-0280
28.575 (1.125")	E	152.40 (6.00")	127.00 (5.00")	47.63 (1.88")	97.38 (3.83")	QD-E-0286
28.575 (1.125")	JA	50.50 (1.99")	42.29 (1.66")	17.48 (0.69")	34.93 (1.38")	QD-JA-0286
28.575 (1.125")	SD	80.98 (3.19")	68.28 (2.69")	23.83 (0.94")	55.55 (2.19")	QD-SD-0286
28.575 (1.125")	SDS	80.98 (3.19")	68.28 (2.69")	22.23 (0.88")	55.55 (2.19")	QD-SDS-0286
28.575 (1.125")	SF	117.48 (4.63")	98.43 (3.88")	38.10 (1.50")	79.38 (3.13")	QD-SF-0286
28.575 (1.125")	SH	68.28 (2.69")	57.15 (2.25")	22.23 (0.88")	47.52 (1.87")	QD-SH-0286
28.575 (1.125")	SK	98.43 (3.88")	84.15 (3.31")	34.93 (1.38")	71.42 (2.81")	QD-SK-0286
30.163 (1.188")	E	152.40 (6.00")	127.00 (5.00")	47.63 (1.88")	97.38 (3.83")	QD-E-0302
30.163 (1.188")	JA	50.50 (1.99")	42.29 (1.66")	17.48 (0.69")	34.93 (1.38")	QD-JA-0302
30.163 (1.188")	SD	80.98 (3.19")	68.28 (2.69")	23.83 (0.94")	55.55 (2.19")	QD-SD-0302
30.163 (1.188")	SDS	80.98 (3.19")	68.28 (2.69")	22.23 (0.88")	55.55 (2.19")	QD-SDS-0302
30.163 (1.188")	SF	117.48 (4.63")	98.43 (3.88")	38.10 (1.50")	79.38 (3.13")	QD-SF-0302
30.163 (1.188")	SH	68.28 (2.69")	57.15 (2.25")	22.23 (0.88")	47.52 (1.87")	QD-SH-0302
30.163 (1.188")	SK	98.43 (3.88")	84.15 (3.31")	34.93 (1.38")	71.42 (2.81")	QD-SK-0302
31.750 (1.250")	E	152.40 (6.00")	127.00 (5.00")	47.63 (1.88")	97.38 (3.83")	QD-E-0318

 Stocked or Short Delivery

 Usually Available Short Delivery

 Long delivery or not in current production

\* Large Minimum Quantities

\*\* Available only while stock lasts



# QD Bushings (USA Style)

All dimensions are shown as mm (inches)

Bore	Series	Flange OD (D)	Bolt Circle Dia.	Bush Length (E)	Large End OD (B)	Part Number
31.750 (1.250")	JA	50.50 (1.99")	42.29 (1.66")	17.48 (0.69")	34.93 (1.38")	QD-JA-0318
31.750 (1.250")	SD	80.98 (3.19")	68.28 (2.69")	23.83 (0.94")	55.55 (2.19")	QD-SD-0318
31.750 (1.250")	SDS	80.98 (3.19")	68.28 (2.69")	22.23 (0.88")	55.55 (2.19")	QD-SDS-0318
31.750 (1.250")	SF	117.48 (4.63")	98.43 (3.88")	38.10 (1.50")	79.38 (3.13")	QD-SF-0318
31.750 (1.250")	SH	68.28 (2.69")	57.15 (2.25")	22.23 (0.88")	47.52 (1.87")	QD-SH-0318
31.750 (1.250")	SK	98.43 (3.88")	84.15 (3.31")	34.93 (1.38")	71.42 (2.81")	QD-SK-0318
32.000 (1.260")	SH	68.28 (2.69")	57.15 (2.25")	22.23 (0.88")	47.52 (1.87")	QD-SH-0320
32.000 (1.260")	SK	98.43 (3.88")	84.15 (3.31")	34.93 (1.38")	71.42 (2.81")	QD-SK-0320
33.338 (1.313")	E	152.40 (6.00")	127.00 (5.00")	47.63 (1.88")	97.38 (3.83")	QD-E-0333
33.338 (1.313")	SD	80.98 (3.19")	68.28 (2.69")	23.83 (0.94")	55.55 (2.19")	QD-SD-0333
33.338 (1.313")	SDS	80.98 (3.19")	68.28 (2.69")	22.23 (0.88")	55.55 (2.19")	QD-SDS-0333
33.338 (1.313")	SF	117.48 (4.63")	98.43 (3.88")	38.10 (1.50")	79.38 (3.13")	QD-SF-0333
33.338 (1.313")	SH	68.28 (2.69")	57.15 (2.25")	22.23 (0.88")	47.52 (1.87")	QD-SH-0333
33.338 (1.313")	SK	98.43 (3.88")	84.15 (3.31")	34.93 (1.38")	71.42 (2.81")	QD-SK-0333
34.925 (1.375")	E	152.40 (6.00")	127.00 (5.00")	47.63 (1.88")	97.38 (3.83")	QD-E-0349
34.925 (1.375")	SD	80.98 (3.19")	68.28 (2.69")	23.83 (0.94")	55.55 (2.19")	QD-SD-0349
34.925 (1.375")	SDS	80.98 (3.19")	68.28 (2.69")	22.23 (0.88")	55.55 (2.19")	QD-SDS-0349
34.925 (1.375")	SF	117.48 (4.63")	98.43 (3.88")	38.10 (1.50")	79.38 (3.13")	QD-SF-0349
34.925 (1.375")	SH	68.28 (2.69")	57.15 (2.25")	22.23 (0.88")	47.52 (1.87")	QD-SH-0349
34.925 (1.375")	SK	98.43 (3.88")	84.15 (3.31")	34.93 (1.38")	71.42 (2.81")	QD-SK-0349
35.000 (1.378")	E	152.40 (6.00")	127.00 (5.00")	47.63 (1.88")	97.38 (3.83")	QD-E-0350
35.000 (1.378")	SD	80.98 (3.19")	68.28 (2.69")	23.83 (0.94")	55.55 (2.19")	QD-SD-0350
35.000 (1.378")	SH	68.28 (2.69")	57.15 (2.25")	22.23 (0.88")	47.52 (1.87")	QD-SH-0350
35.000 (1.378")	SK	98.43 (3.88")	84.15 (3.31")	34.93 (1.38")	71.42 (2.81")	QD-SK-0350
36.000 (1.417")	N	260.35 (10.25")	215.90 (8.50")	168.28 (6.63")	177.80 (7.00")	QD-N-0360
36.513 (1.438")	E	152.40 (6.00")	127.00 (5.00")	47.63 (1.88")	97.38 (3.83")	QD-E-0365
36.513 (1.438")	SD	80.98 (3.19")	68.28 (2.69")	23.83 (0.94")	55.55 (2.19")	QD-SD-0365
36.513 (1.438")	SDS	80.98 (3.19")	68.28 (2.69")	22.23 (0.88")	55.55 (2.19")	QD-SDS-0365
36.513 (1.438")	SF	117.48 (4.63")	98.43 (3.88")	38.10 (1.50")	79.38 (3.13")	QD-SF-0365
36.513 (1.438")	SH	68.28 (2.69")	57.15 (2.25")	22.23 (0.88")	47.52 (1.87")	QD-SH-0365
36.513 (1.438")	SK	98.43 (3.88")	84.15 (3.31")	34.93 (1.38")	71.42 (2.81")	QD-SK-0365
38.000 (1.496")	SDS	80.98 (3.19")	68.28 (2.69")	22.23 (0.88")	55.55 (2.19")	QD-SDS-0380
38.000 (1.496")	SH	68.28 (2.69")	57.15 (2.25")	22.23 (0.88")	47.52 (1.87")	QD-SH-0380
38.100 (1.500")	E	152.40 (6.00")	127.00 (5.00")	47.63 (1.88")	97.38 (3.83")	QD-E-0381
38.100 (1.500")	J	184.15 (7.25")	158.75 (6.25")	88.90 (3.50")	130.76 (5.15")	QD-J-0381
38.100 (1.500")	SD	80.98 (3.19")	68.28 (2.69")	23.83 (0.94")	55.55 (2.19")	QD-SD-0381
38.100 (1.500")	SDS	80.98 (3.19")	68.28 (2.69")	22.23 (0.88")	55.55 (2.19")	QD-SDS-0381
38.100 (1.500")	SF	117.48 (4.63")	98.43 (3.88")	38.10 (1.50")	79.38 (3.13")	QD-SF-0381
38.100 (1.500")	SH	68.28 (2.69")	57.15 (2.25")	22.23 (0.88")	47.52 (1.87")	QD-SH-0381
38.100 (1.500")	SK	98.43 (3.88")	84.15 (3.31")	34.93 (1.38")	71.42 (2.81")	QD-SK-0381
39.688 (1.563")	E	152.40 (6.00")	127.00 (5.00")	47.63 (1.88")	97.38 (3.83")	QD-E-0397
39.688 (1.563")	J	184.15 (7.25")	158.75 (6.25")	88.90 (3.50")	130.76 (5.15")	QD-J-0397
39.688 (1.563")	SD	80.98 (3.19")	68.28 (2.69")	23.83 (0.94")	55.55 (2.19")	QD-SD-0397
39.688 (1.563")	SDS	80.98 (3.19")	68.28 (2.69")	22.23 (0.88")	55.55 (2.19")	QD-SDS-0397
39.688 (1.563")	SF	117.48 (4.63")	98.43 (3.88")	38.10 (1.50")	79.38 (3.13")	QD-SF-0397
39.688 (1.563")	SH	68.28 (2.69")	57.15 (2.25")	22.23 (0.88")	47.52 (1.87")	QD-SH-0397
39.688 (1.563")	SK	98.43 (3.88")	84.15 (3.31")	34.93 (1.38")	71.42 (2.81")	QD-SK-0397
40.000 (1.575")	SF	117.48 (4.63")	98.43 (3.88")	38.10 (1.50")	79.38 (3.13")	QD-SF-0400
40.000 (1.575")	SK	98.43 (3.88")	84.15 (3.31")	34.93 (1.38")	71.42 (2.81")	QD-SK-0400
41.275 (1.625")	E	152.40 (6.00")	127.00 (5.00")	47.63 (1.88")	97.38 (3.83")	QD-E-0413
41.275 (1.625")	J	184.15 (7.25")	158.75 (6.25")	88.90 (3.50")	130.76 (5.15")	QD-J-0413
41.275 (1.625")	SD	80.98 (3.19")	68.28 (2.69")	23.83 (0.94")	55.55 (2.19")	QD-SD-0413
41.275 (1.625")	SDS	80.98 (3.19")	68.28 (2.69")	22.23 (0.88")	55.55 (2.19")	QD-SDS-0413

Stocked or Short Delivery
  Usually Available Short Delivery
  Long delivery or not in current production

\* Large Minimum Quantities

\*\* Available only while stock lasts

# QD Bushings (USA Style)

All dimensions are shown as mm (inches)

Bore	Series	Flange OD (D)	Bolt Circle Dia.	Bush Length (E)	Large End OD (B)	Part Number
41.275 (1.625")	SF	117.48 (4.63")	98.43 (3.88")	38.10 (1.50")	79.38 (3.13")	QD-SF-0413
41.275 (1.625")	SH	68.28 (2.69")	57.15 (2.25")	22.23 (0.88")	47.52 (1.87")	QD-SH-0413
41.275 (1.625")	SK	98.43 (3.88")	84.15 (3.31")	34.93 (1.38")	71.42 (2.81")	QD-SK-0413
42.000 (1.654")	SD	80.98 (3.19")	68.28 (2.69")	23.83 (0.94")	55.55 (2.19")	QD-SD-0420
42.000 (1.654")	SDS	80.98 (3.19")	68.28 (2.69")	22.23 (0.88")	55.55 (2.19")	QD-SDS-0420
42.000 (1.654")	SK	98.43 (3.88")	84.15 (3.31")	34.93 (1.38")	71.42 (2.81")	QD-SK-0420
42.863 (1.688")	E	152.40 (6.00")	127.00 (5.00")	47.63 (1.88")	97.38 (3.83")	QD-E-0429
42.863 (1.688")	J	184.15 (7.25")	158.75 (6.25")	88.90 (3.50")	130.76 (5.15")	QD-J-0429
42.863 (1.688")	SD	80.98 (3.19")	68.28 (2.69")	23.83 (0.94")	55.55 (2.19")	QD-SD-0429
42.863 (1.688")	SDS	80.98 (3.19")	68.28 (2.69")	22.23 (0.88")	55.55 (2.19")	QD-SDS-0429
42.863 (1.688")	SF	117.48 (4.63")	98.43 (3.88")	38.10 (1.50")	79.38 (3.13")	QD-SF-0429
42.863 (1.688")	SH	68.28 (2.69")	57.15 (2.25")	22.23 (0.88")	47.52 (1.87")	QD-SH-0429
42.863 (1.688")	SK	98.43 (3.88")	84.15 (3.31")	34.93 (1.38")	71.42 (2.81")	QD-SK-0429
44.450 (1.750")	E	152.40 (6.00")	127.00 (5.00")	47.63 (1.88")	97.38 (3.83")	QD-E-0445
44.450 (1.750")	J	184.15 (7.25")	158.75 (6.25")	88.90 (3.50")	130.76 (5.15")	QD-J-0445
44.450 (1.750")	SD	80.98 (3.19")	68.28 (2.69")	23.83 (0.94")	55.55 (2.19")	QD-SD-0445
44.450 (1.750")	SDS	80.98 (3.19")	68.28 (2.69")	22.23 (0.88")	55.55 (2.19")	QD-SDS-0445
44.450 (1.750")	SF	117.48 (4.63")	98.43 (3.88")	38.10 (1.50")	79.38 (3.13")	QD-SF-0445
44.450 (1.750")	SK	98.43 (3.88")	84.15 (3.31")	34.93 (1.38")	71.42 (2.81")	QD-SK-0445
46.038 (1.813")	E	152.40 (6.00")	127.00 (5.00")	47.63 (1.88")	97.38 (3.83")	QD-E-0461
46.038 (1.813")	J	184.15 (7.25")	158.75 (6.25")	88.90 (3.50")	130.76 (5.15")	QD-J-0461
46.038 (1.813")	SD	80.98 (3.19")	68.28 (2.69")	23.83 (0.94")	55.55 (2.19")	QD-SD-0461
46.038 (1.813")	SDS	80.98 (3.19")	68.28 (2.69")	22.23 (0.88")	55.55 (2.19")	QD-SDS-0461
46.038 (1.813")	SF	117.48 (4.63")	98.43 (3.88")	38.10 (1.50")	79.38 (3.13")	QD-SF-0461
46.038 (1.813")	SK	98.43 (3.88")	84.15 (3.31")	34.93 (1.38")	71.42 (2.81")	QD-SK-0461
47.625 (1.875")	E	152.40 (6.00")	127.00 (5.00")	47.63 (1.88")	97.38 (3.83")	QD-E-0476
47.625 (1.875")	J	184.15 (7.25")	158.75 (6.25")	88.90 (3.50")	130.76 (5.15")	QD-J-0476
47.625 (1.875")	SD	80.98 (3.19")	68.28 (2.69")	23.83 (0.94")	55.55 (2.19")	QD-SD-0476
47.625 (1.875")	SDS	80.98 (3.19")	68.28 (2.69")	22.23 (0.88")	55.55 (2.19")	QD-SDS-0476
47.625 (1.875")	SF	117.48 (4.63")	98.43 (3.88")	38.10 (1.50")	79.38 (3.13")	QD-SF-0476
47.625 (1.875")	SK	98.43 (3.88")	84.15 (3.31")	34.93 (1.38")	71.42 (2.81")	QD-SK-0476
48.000 (1.890")	SK	98.43 (3.88")	84.15 (3.31")	34.93 (1.38")	71.42 (2.81")	QD-SK-0480
49.213 (1.938")	E	152.40 (6.00")	127.00 (5.00")	47.63 (1.88")	97.38 (3.83")	QD-E-0492
49.213 (1.938")	J	184.15 (7.25")	158.75 (6.25")	88.90 (3.50")	130.76 (5.15")	QD-J-0492
49.213 (1.938")	SD	80.98 (3.19")	68.28 (2.69")	23.83 (0.94")	55.55 (2.19")	QD-SD-0492
49.213 (1.938")	SDS	80.98 (3.19")	68.28 (2.69")	22.23 (0.88")	55.55 (2.19")	QD-SDS-0492
49.213 (1.938")	SF	117.48 (4.63")	98.43 (3.88")	38.10 (1.50")	79.38 (3.13")	QD-SF-0492
49.213 (1.938")	SK	98.43 (3.88")	84.15 (3.31")	34.93 (1.38")	71.42 (2.81")	QD-SK-0492
50.000 (1.969")	SF	117.48 (4.63")	98.43 (3.88")	38.10 (1.50")	79.38 (3.13")	QD-SF-0500
50.800 (2.000")	E	152.40 (6.00")	127.00 (5.00")	47.63 (1.88")	97.38 (3.83")	QD-E-0508
50.800 (2.000")	J	184.15 (7.25")	158.75 (6.25")	88.90 (3.50")	130.76 (5.15")	QD-J-0508
50.800 (2.000")	M	228.60 (9.00")	200.03 (7.88")	139.70 (5.50")	165.10 (6.50")	QD-M-0508
50.800 (2.000")	SD	80.98 (3.19")	68.28 (2.69")	23.83 (0.94")	55.55 (2.19")	QD-SD-0508
50.800 (2.000")	SDS	80.98 (3.19")	68.28 (2.69")	22.23 (0.88")	55.55 (2.19")	QD-SDS-0508
50.800 (2.000")	SF	117.48 (4.63")	98.43 (3.88")	38.10 (1.50")	79.38 (3.13")	QD-SF-0508
50.800 (2.000")	SK	98.43 (3.88")	84.15 (3.31")	34.93 (1.38")	71.42 (2.81")	QD-SK-0508
52.388 (2.063")	E	152.40 (6.00")	127.00 (5.00")	47.63 (1.88")	97.38 (3.83")	QD-E-0524
52.388 (2.063")	J	184.15 (7.25")	158.75 (6.25")	88.90 (3.50")	130.76 (5.15")	QD-J-0524
52.388 (2.063")	M	228.60 (9.00")	200.03 (7.88")	139.70 (5.50")	165.10 (6.50")	QD-M-0524
52.388 (2.063")	SF	117.48 (4.63")	98.43 (3.88")	38.10 (1.50")	79.38 (3.13")	QD-SF-0524
52.388 (2.063")	SK	98.43 (3.88")	84.15 (3.31")	34.93 (1.38")	71.42 (2.81")	QD-SK-0524
53.975 (2.125")	E	152.40 (6.00")	127.00 (5.00")	47.63 (1.88")	97.38 (3.83")	QD-E-0539
53.975 (2.125")	J	184.15 (7.25")	158.75 (6.25")	88.90 (3.50")	130.76 (5.15")	QD-J-0539

Stocked or Short Delivery
  Usually Available Short Delivery
  Long delivery or not in current production

\* Large Minimum Quantities

\*\* Available only while stock lasts

# QD Bushings (USA Style)

All dimensions are shown as mm (inches)

Bore	Series	Flange OD (D)	Bolt Circle Dia.	Bush Length (E)	Large End OD (B)	Part Number
53.975 (2.125")	M	228.60 (9.00")	200.03 (7.88")	139.70 (5.50")	165.10 (6.50")	QD-M-0539
53.975 (2.125")	SF	117.48 (4.63")	98.43 (3.88")	38.10 (1.50")	79.38 (3.13")	QD-SF-0539
53.975 (2.125")	SK	98.43 (3.88")	84.15 (3.31")	34.93 (1.38")	71.42 (2.81")	QD-SK-0539
55.000 (2.165")	E	152.40 (6.00")	127.00 (5.00")	47.63 (1.88")	97.38 (3.83")	QD-E-0550
55.000 (2.165")	SK	98.43 (3.88")	84.15 (3.31")	34.93 (1.38")	71.42 (2.81")	QD-SK-0550
55.563 (2.188")	E	152.40 (6.00")	127.00 (5.00")	47.63 (1.88")	97.38 (3.83")	QD-E-0556
55.563 (2.188")	J	184.15 (7.25")	158.75 (6.25")	88.90 (3.50")	130.76 (5.15")	QD-J-0556
55.563 (2.188")	M	228.60 (9.00")	200.03 (7.88")	139.70 (5.50")	165.10 (6.50")	QD-M-0556
55.563 (2.188")	SF	117.48 (4.63")	98.43 (3.88")	38.10 (1.50")	79.38 (3.13")	QD-SF-0556
55.563 (2.188")	SK	98.43 (3.88")	84.15 (3.31")	34.93 (1.38")	71.42 (2.81")	QD-SK-0556
57.150 (2.250")	E	152.40 (6.00")	127.00 (5.00")	47.63 (1.88")	97.38 (3.83")	QD-E-0572
57.150 (2.250")	J	184.15 (7.25")	158.75 (6.25")	88.90 (3.50")	130.76 (5.15")	QD-J-0572
57.150 (2.250")	M	228.60 (9.00")	200.03 (7.88")	139.70 (5.50")	165.10 (6.50")	QD-M-0572
57.150 (2.250")	SF	117.48 (4.63")	98.43 (3.88")	38.10 (1.50")	79.38 (3.13")	QD-SF-0572
57.150 (2.250")	SK	98.43 (3.88")	84.15 (3.31")	34.93 (1.38")	71.42 (2.81")	QD-SK-0572
58.738 (2.313")	E	152.40 (6.00")	127.00 (5.00")	47.63 (1.88")	97.38 (3.83")	QD-E-0587
58.738 (2.313")	J	184.15 (7.25")	158.75 (6.25")	88.90 (3.50")	130.76 (5.15")	QD-J-0587
58.738 (2.313")	M	228.60 (9.00")	200.03 (7.88")	139.70 (5.50")	165.10 (6.50")	QD-M-0587
58.738 (2.313")	SF	117.48 (4.63")	98.43 (3.88")	38.10 (1.50")	79.38 (3.13")	QD-SF-0587
58.738 (2.313")	SK	98.43 (3.88")	84.15 (3.31")	34.93 (1.38")	71.42 (2.81")	QD-SK-0587
60.000 (2.362")	E	152.40 (6.00")	127.00 (5.00")	47.63 (1.88")	97.38 (3.83")	QD-E-0600
60.000 (2.362")	J	184.15 (7.25")	158.75 (6.25")	88.90 (3.50")	130.76 (5.15")	QD-J-0600
60.000 (2.362")	SF	117.48 (4.63")	98.43 (3.88")	38.10 (1.50")	79.38 (3.13")	QD-SF-0600
60.325 (2.375")	E	152.40 (6.00")	127.00 (5.00")	47.63 (1.88")	97.38 (3.83")	QD-E-0603
60.325 (2.375")	J	184.15 (7.25")	158.75 (6.25")	88.90 (3.50")	130.76 (5.15")	QD-J-0603
60.325 (2.375")	M	228.60 (9.00")	200.03 (7.88")	139.70 (5.50")	165.10 (6.50")	QD-M-0603
60.325 (2.375")	SF	117.48 (4.63")	98.43 (3.88")	38.10 (1.50")	79.38 (3.13")	QD-SF-0603
60.325 (2.375")	SK	98.43 (3.88")	84.15 (3.31")	34.93 (1.38")	71.42 (2.81")	QD-SK-0603
61.913 (2.438")	E	152.40 (6.00")	127.00 (5.00")	47.63 (1.88")	97.38 (3.83")	QD-E-0619
61.913 (2.438")	J	184.15 (7.25")	158.75 (6.25")	88.90 (3.50")	130.76 (5.15")	QD-J-0619
61.913 (2.438")	M	228.60 (9.00")	200.03 (7.88")	139.70 (5.50")	165.10 (6.50")	QD-M-0619
61.913 (2.438")	N	260.35 (10.25")	215.90 (8.50")	168.28 (6.63")	177.80 (7.00")	QD-N-0619
61.913 (2.438")	SF	117.48 (4.63")	98.43 (3.88")	38.10 (1.50")	79.38 (3.13")	QD-SF-0619
61.913 (2.438")	SK	98.43 (3.88")	84.15 (3.31")	34.93 (1.38")	71.42 (2.81")	QD-SK-0619
63.500 (2.500")	E	152.40 (6.00")	127.00 (5.00")	47.63 (1.88")	97.38 (3.83")	QD-E-0635
63.500 (2.500")	J	184.15 (7.25")	158.75 (6.25")	88.90 (3.50")	130.76 (5.15")	QD-J-0635
63.500 (2.500")	M	228.60 (9.00")	200.03 (7.88")	139.70 (5.50")	165.10 (6.50")	QD-M-0635
63.500 (2.500")	N	260.35 (10.25")	215.90 (8.50")	168.28 (6.63")	177.80 (7.00")	QD-N-0635
63.500 (2.500")	SF	117.48 (4.63")	98.43 (3.88")	38.10 (1.50")	79.38 (3.13")	QD-SF-0635
63.500 (2.500")	SK	98.43 (3.88")	84.15 (3.31")	34.93 (1.38")	71.42 (2.81")	QD-SK-0635
65.088 (2.563")	E	152.40 (6.00")	127.00 (5.00")	47.63 (1.88")	97.38 (3.83")	QD-E-0651
65.088 (2.563")	J	184.15 (7.25")	158.75 (6.25")	88.90 (3.50")	130.76 (5.15")	QD-J-0651
65.088 (2.563")	M	228.60 (9.00")	200.03 (7.88")	139.70 (5.50")	165.10 (6.50")	QD-M-0651
65.088 (2.563")	N	260.35 (10.25")	215.90 (8.50")	168.28 (6.63")	177.80 (7.00")	QD-N-0651
65.088 (2.563")	SF	117.48 (4.63")	98.43 (3.88")	38.10 (1.50")	79.38 (3.13")	QD-SF-0651
65.088 (2.563")	SK	98.43 (3.88")	84.15 (3.31")	34.93 (1.38")	71.42 (2.81")	QD-SK-0651
66.675 (2.625")	E	152.40 (6.00")	127.00 (5.00")	47.63 (1.88")	97.38 (3.83")	QD-E-0667
66.675 (2.625")	J	184.15 (7.25")	158.75 (6.25")	88.90 (3.50")	130.76 (5.15")	QD-J-0667
66.675 (2.625")	M	228.60 (9.00")	200.03 (7.88")	139.70 (5.50")	165.10 (6.50")	QD-M-0667
66.675 (2.625")	N	260.35 (10.25")	215.90 (8.50")	168.28 (6.63")	177.80 (7.00")	QD-N-0667
66.675 (2.625")	SF	117.48 (4.63")	98.43 (3.88")	38.10 (1.50")	79.38 (3.13")	QD-SF-0667
66.675 (2.625")	SK	98.43 (3.88")	84.15 (3.31")	34.93 (1.38")	71.42 (2.81")	QD-SK-0667
68.263 (2.688")	E	152.40 (6.00")	127.00 (5.00")	47.63 (1.88")	97.38 (3.83")	QD-E-0683

Stocked or Short Delivery
  Usually Available Short Delivery
  Long delivery or not in current production

\* Large Minimum Quantities

\*\* Available only while stock lasts

# QD Bushings (USA Style)

All dimensions are shown as mm (inches)

Bore	Series	Flange OD (D)	Bolt Circle Dia.	Bush Length (E)	Large End OD (B)	Part Number
68.263 (2.688")	J	184.15 (7.25")	158.75 (6.25")	88.90 (3.50")	130.76 (5.15")	QD-J-0683
68.263 (2.688")	M	228.60 (9.00")	200.03 (7.88")	139.70 (5.50")	165.10 (6.50")	QD-M-0683
68.263 (2.688")	N	260.35 (10.25")	215.90 (8.50")	168.28 (6.63")	177.80 (7.00")	QD-N-0683
68.263 (2.688")	SF	117.48 (4.63")	98.43 (3.88")	38.10 (1.50")	79.38 (3.13")	QD-SF-0683
69.850 (2.750")	E	152.40 (6.00")	127.00 (5.00")	47.63 (1.88")	97.38 (3.83")	QD-E-0699
69.850 (2.750")	J	184.15 (7.25")	158.75 (6.25")	88.90 (3.50")	130.76 (5.15")	QD-J-0699
69.850 (2.750")	M	228.60 (9.00")	200.03 (7.88")	139.70 (5.50")	165.10 (6.50")	QD-M-0699
69.850 (2.750")	N	260.35 (10.25")	215.90 (8.50")	168.28 (6.63")	177.80 (7.00")	QD-N-0699
69.850 (2.750")	SF	117.48 (4.63")	98.43 (3.88")	38.10 (1.50")	79.38 (3.13")	QD-SF-0699
71.438 (2.813")	E	152.40 (6.00")	127.00 (5.00")	47.63 (1.88")	97.38 (3.83")	QD-E-0714
71.438 (2.813")	J	184.15 (7.25")	158.75 (6.25")	88.90 (3.50")	130.76 (5.15")	QD-J-0714
71.438 (2.813")	M	228.60 (9.00")	200.03 (7.88")	139.70 (5.50")	165.10 (6.50")	QD-M-0714
71.438 (2.813")	N	260.35 (10.25")	215.90 (8.50")	168.28 (6.63")	177.80 (7.00")	QD-N-0714
71.438 (2.813")	SF	117.48 (4.63")	98.43 (3.88")	38.10 (1.50")	79.38 (3.13")	QD-SF-0714
73.025 (2.875")	E	152.40 (6.00")	127.00 (5.00")	47.63 (1.88")	97.38 (3.83")	QD-E-0731
73.025 (2.875")	J	184.15 (7.25")	158.75 (6.25")	88.90 (3.50")	130.76 (5.15")	QD-J-0731
73.025 (2.875")	M	228.60 (9.00")	200.03 (7.88")	139.70 (5.50")	165.10 (6.50")	QD-M-0731
73.025 (2.875")	N	260.35 (10.25")	215.90 (8.50")	168.28 (6.63")	177.80 (7.00")	QD-N-0731
73.025 (2.875")	SF	117.48 (4.63")	98.43 (3.88")	38.10 (1.50")	79.38 (3.13")	QD-SF-0731
74.613 (2.938")	E	152.40 (6.00")	127.00 (5.00")	47.63 (1.88")	97.38 (3.83")	QD-E-0746
74.613 (2.938")	J	184.15 (7.25")	158.75 (6.25")	88.90 (3.50")	130.76 (5.15")	QD-J-0746
74.613 (2.938")	M	228.60 (9.00")	200.03 (7.88")	139.70 (5.50")	165.10 (6.50")	QD-M-0746
74.613 (2.938")	N	260.35 (10.25")	215.90 (8.50")	168.28 (6.63")	177.80 (7.00")	QD-N-0746
74.613 (2.938")	P	298.45 (11.75")	254.00 (10.00")	193.68 (7.63")	209.55 (8.25")	QD-P-0746
74.613 (2.938")	SF	117.48 (4.63")	98.43 (3.88")	38.10 (1.50")	79.38 (3.13")	QD-SF-0746
75.000 (2.953")	E	152.40 (6.00")	127.00 (5.00")	47.63 (1.88")	97.38 (3.83")	QD-E-0750
75.000 (2.953")	J	184.15 (7.25")	158.75 (6.25")	88.90 (3.50")	130.76 (5.15")	QD-J-0750
76.200 (3.000")	E	152.40 (6.00")	127.00 (5.00")	47.63 (1.88")	97.38 (3.83")	QD-E-0762
76.200 (3.000")	J	184.15 (7.25")	158.75 (6.25")	88.90 (3.50")	130.76 (5.15")	QD-J-0762
76.200 (3.000")	M	228.60 (9.00")	200.03 (7.88")	139.70 (5.50")	165.10 (6.50")	QD-M-0762
76.200 (3.000")	N	260.35 (10.25")	215.90 (8.50")	168.28 (6.63")	177.80 (7.00")	QD-N-0762
76.200 (3.000")	P	298.45 (11.75")	254.00 (10.00")	193.68 (7.63")	209.55 (8.25")	QD-P-0762
77.788 (3.063")	E	152.40 (6.00")	127.00 (5.00")	47.63 (1.88")	97.38 (3.83")	QD-E-0778
77.788 (3.063")	J	184.15 (7.25")	158.75 (6.25")	88.90 (3.50")	130.76 (5.15")	QD-J-0778
77.788 (3.063")	M	228.60 (9.00")	200.03 (7.88")	139.70 (5.50")	165.10 (6.50")	QD-M-0778
77.788 (3.063")	N	260.35 (10.25")	215.90 (8.50")	168.28 (6.63")	177.80 (7.00")	QD-N-0778
77.788 (3.063")	P	298.45 (11.75")	254.00 (10.00")	193.68 (7.63")	209.55 (8.25")	QD-P-0778
79.375 (3.125")	E	152.40 (6.00")	127.00 (5.00")	47.63 (1.88")	97.38 (3.83")	QD-E-0794
79.375 (3.125")	J	184.15 (7.25")	158.75 (6.25")	88.90 (3.50")	130.76 (5.15")	QD-J-0794
79.375 (3.125")	M	228.60 (9.00")	200.03 (7.88")	139.70 (5.50")	165.10 (6.50")	QD-M-0794
79.375 (3.125")	N	260.35 (10.25")	215.90 (8.50")	168.28 (6.63")	177.80 (7.00")	QD-N-0794
79.375 (3.125")	P	298.45 (11.75")	254.00 (10.00")	193.68 (7.63")	209.55 (8.25")	QD-P-0794
80.000 (3.150")	M	228.60 (9.00")	200.03 (7.88")	139.70 (5.50")	165.10 (6.50")	QD-M-0800
80.000 (3.150")	N	260.35 (10.25")	215.90 (8.50")	168.28 (6.63")	177.80 (7.00")	QD-N-0800
80.963 (3.188")	E	152.40 (6.00")	127.00 (5.00")	47.63 (1.88")	97.38 (3.83")	QD-E-0809
80.963 (3.188")	J	184.15 (7.25")	158.75 (6.25")	88.90 (3.50")	130.76 (5.15")	QD-J-0809
80.963 (3.188")	M	228.60 (9.00")	200.03 (7.88")	139.70 (5.50")	165.10 (6.50")	QD-M-0809
80.963 (3.188")	N	260.35 (10.25")	215.90 (8.50")	168.28 (6.63")	177.80 (7.00")	QD-N-0809
80.963 (3.188")	P	298.45 (11.75")	254.00 (10.00")	193.68 (7.63")	209.55 (8.25")	QD-P-0809
82.550 (3.250")	E	152.40 (6.00")	127.00 (5.00")	47.63 (1.88")	97.38 (3.83")	QD-E-0826
82.550 (3.250")	J	184.15 (7.25")	158.75 (6.25")	88.90 (3.50")	130.76 (5.15")	QD-J-0826
82.550 (3.250")	M	228.60 (9.00")	200.03 (7.88")	139.70 (5.50")	165.10 (6.50")	QD-M-0826
82.550 (3.250")	N	260.35 (10.25")	215.90 (8.50")	168.28 (6.63")	177.80 (7.00")	QD-N-0826

Stocked or Short Delivery
  Usually Available Short Delivery
  Long delivery or not in current production

\* Large Minimum Quantities

\*\* Available only while stock lasts

# QD Bushings (USA Style)

All dimensions are shown as mm (inches)

Bore	Series	Flange OD (D)	Bolt Circle Dia.	Bush Length (E)	Large End OD (B)	Part Number
82.550 (3.250")	P	298.45 (11.75")	254.00 (10.00")	193.68 (7.63")	209.55 (8.25")	QD-P-0826
84.138 (3.313")	E	152.40 (6.00")	127.00 (5.00")	47.63 (1.88")	97.38 (3.83")	QD-E-0841
84.138 (3.313")	J	184.15 (7.25")	158.75 (6.25")	88.90 (3.50")	130.76 (5.15")	QD-J-0841
84.138 (3.313")	M	228.60 (9.00")	200.03 (7.88")	139.70 (5.50")	165.10 (6.50")	QD-M-0841
84.138 (3.313")	N	260.35 (10.25")	215.90 (8.50")	168.28 (6.63")	177.80 (7.00")	QD-N-0841
84.138 (3.313")	P	298.45 (11.75")	254.00 (10.00")	193.68 (7.63")	209.55 (8.25")	QD-P-0841
85.725 (3.375")	E	152.40 (6.00")	127.00 (5.00")	47.63 (1.88")	97.38 (3.83")	QD-E-0857
85.725 (3.375")	J	184.15 (7.25")	158.75 (6.25")	88.90 (3.50")	130.76 (5.15")	QD-J-0857
85.725 (3.375")	M	228.60 (9.00")	200.03 (7.88")	139.70 (5.50")	165.10 (6.50")	QD-M-0857
85.725 (3.375")	N	260.35 (10.25")	215.90 (8.50")	168.28 (6.63")	177.80 (7.00")	QD-N-0857
85.725 (3.375")	P	298.45 (11.75")	254.00 (10.00")	193.68 (7.63")	209.55 (8.25")	QD-P-0857
87.313 (3.438")	E	152.40 (6.00")	127.00 (5.00")	47.63 (1.88")	97.38 (3.83")	QD-E-0873
87.313 (3.438")	J	184.15 (7.25")	158.75 (6.25")	88.90 (3.50")	130.76 (5.15")	QD-J-0873
87.313 (3.438")	M	228.60 (9.00")	200.03 (7.88")	139.70 (5.50")	165.10 (6.50")	QD-M-0873
87.313 (3.438")	N	260.35 (10.25")	215.90 (8.50")	168.28 (6.63")	177.80 (7.00")	QD-N-0873
87.313 (3.438")	P	298.45 (11.75")	254.00 (10.00")	193.68 (7.63")	209.55 (8.25")	QD-P-0873
88.900 (3.500")	E	152.40 (6.00")	127.00 (5.00")	47.63 (1.88")	97.38 (3.83")	QD-E-0889
88.900 (3.500")	J	184.15 (7.25")	158.75 (6.25")	88.90 (3.50")	130.76 (5.15")	QD-J-0889
88.900 (3.500")	M	228.60 (9.00")	200.03 (7.88")	139.70 (5.50")	165.10 (6.50")	QD-M-0889
88.900 (3.500")	N	260.35 (10.25")	215.90 (8.50")	168.28 (6.63")	177.80 (7.00")	QD-N-0889
88.900 (3.500")	P	298.45 (11.75")	254.00 (10.00")	193.68 (7.63")	209.55 (8.25")	QD-P-0889
90.488 (3.563")	J	184.15 (7.25")	158.75 (6.25")	88.90 (3.50")	130.76 (5.15")	QD-J-0905
90.488 (3.563")	M	228.60 (9.00")	200.03 (7.88")	139.70 (5.50")	165.10 (6.50")	QD-M-0905
90.488 (3.563")	N	260.35 (10.25")	215.90 (8.50")	168.28 (6.63")	177.80 (7.00")	QD-N-0905
90.488 (3.563")	P	298.45 (11.75")	254.00 (10.00")	193.68 (7.63")	209.55 (8.25")	QD-P-0905
92.075 (3.625")	J	184.15 (7.25")	158.75 (6.25")	88.90 (3.50")	130.76 (5.15")	QD-J-0921
92.075 (3.625")	M	228.60 (9.00")	200.03 (7.88")	139.70 (5.50")	165.10 (6.50")	QD-M-0921
92.075 (3.625")	N	260.35 (10.25")	215.90 (8.50")	168.28 (6.63")	177.80 (7.00")	QD-N-0921
92.075 (3.625")	P	298.45 (11.75")	254.00 (10.00")	193.68 (7.63")	209.55 (8.25")	QD-P-0921
93.663 (3.688")	J	184.15 (7.25")	158.75 (6.25")	88.90 (3.50")	130.76 (5.15")	QD-J-0937
93.663 (3.688")	M	228.60 (9.00")	200.03 (7.88")	139.70 (5.50")	165.10 (6.50")	QD-M-0937
93.663 (3.688")	N	260.35 (10.25")	215.90 (8.50")	168.28 (6.63")	177.80 (7.00")	QD-N-0937
93.663 (3.688")	P	298.45 (11.75")	254.00 (10.00")	193.68 (7.63")	209.55 (8.25")	QD-P-0937
95.250 (3.750")	J	184.15 (7.25")	158.75 (6.25")	88.90 (3.50")	130.76 (5.15")	QD-J-0953
95.250 (3.750")	M	228.60 (9.00")	200.03 (7.88")	139.70 (5.50")	165.10 (6.50")	QD-M-0953
95.250 (3.750")	N	260.35 (10.25")	215.90 (8.50")	168.28 (6.63")	177.80 (7.00")	QD-N-0953
95.250 (3.750")	P	298.45 (11.75")	254.00 (10.00")	193.68 (7.63")	209.55 (8.25")	QD-P-0953
96.838 (3.813")	J	184.15 (7.25")	158.75 (6.25")	88.90 (3.50")	130.76 (5.15")	QD-J-0968
96.838 (3.813")	M	228.60 (9.00")	200.03 (7.88")	139.70 (5.50")	165.10 (6.50")	QD-M-0968
96.838 (3.813")	N	260.35 (10.25")	215.90 (8.50")	168.28 (6.63")	177.80 (7.00")	QD-N-0968
96.838 (3.813")	P	298.45 (11.75")	254.00 (10.00")	193.68 (7.63")	209.55 (8.25")	QD-P-0968
98.425 (3.875")	J	184.15 (7.25")	158.75 (6.25")	88.90 (3.50")	130.76 (5.15")	QD-J-0984
98.425 (3.875")	M	228.60 (9.00")	200.03 (7.88")	139.70 (5.50")	165.10 (6.50")	QD-M-0984
98.425 (3.875")	N	260.35 (10.25")	215.90 (8.50")	168.28 (6.63")	177.80 (7.00")	QD-N-0984
98.425 (3.875")	P	298.45 (11.75")	254.00 (10.00")	193.68 (7.63")	209.55 (8.25")	QD-P-0984
100.000 (3.937")	N	260.35 (10.25")	215.90 (8.50")	168.28 (6.63")	177.80 (7.00")	QD-N-1000
100.013 (3.938")	J	184.15 (7.25")	158.75 (6.25")	88.90 (3.50")	130.76 (5.15")	QD-J-1001
100.013 (3.938")	M	228.60 (9.00")	200.03 (7.88")	139.70 (5.50")	165.10 (6.50")	QD-M-1001
100.013 (3.938")	N	260.35 (10.25")	215.90 (8.50")	168.28 (6.63")	177.80 (7.00")	QD-N-1001
100.013 (3.938")	P	298.45 (11.75")	254.00 (10.00")	193.68 (7.63")	209.55 (8.25")	QD-P-1001
101.600 (4.000")	J	184.15 (7.25")	158.75 (6.25")	88.90 (3.50")	130.76 (5.15")	QD-J-1016
101.600 (4.000")	M	228.60 (9.00")	200.03 (7.88")	139.70 (5.50")	165.10 (6.50")	QD-M-1016
101.600 (4.000")	N	260.35 (10.25")	215.90 (8.50")	168.28 (6.63")	177.80 (7.00")	QD-N-1016

Stocked or Short Delivery
  Usually Available Short Delivery
  Long delivery or not in current production


\* Large Minimum Quantities

\*\* Available only while stock lasts


# QD Bushings (USA Style)

All dimensions are shown as mm (inches)

Bore	Series	Flange OD (D)	Bolt Circle Dia.	Bush Length (E)	Large End OD (B)	Part Number
101.600 (4.000")	P	298.45 (11.75")	254.00 (10.00")	193.68 (7.63")	209.55 (8.25")	QD-P-1016
103.188 (4.063")	J	184.15 (7.25")	158.75 (6.25")	88.90 (3.50")	130.76 (5.15")	QD-J-1032
103.188 (4.063")	M	228.60 (9.00")	200.03 (7.88")	139.70 (5.50")	165.10 (6.50")	QD-M-1032
103.188 (4.063")	N	260.35 (10.25")	215.90 (8.50")	168.28 (6.63")	177.80 (7.00")	QD-N-1032
103.188 (4.063")	P	298.45 (11.75")	254.00 (10.00")	193.68 (7.63")	209.55 (8.25")	QD-P-1032
104.775 (4.125")	J	184.15 (7.25")	158.75 (6.25")	88.90 (3.50")	130.76 (5.15")	QD-J-1048
104.775 (4.125")	M	228.60 (9.00")	200.03 (7.88")	139.70 (5.50")	165.10 (6.50")	QD-M-1048
104.775 (4.125")	N	260.35 (10.25")	215.90 (8.50")	168.28 (6.63")	177.80 (7.00")	QD-N-1048
104.775 (4.125")	P	298.45 (11.75")	254.00 (10.00")	193.68 (7.63")	209.55 (8.25")	QD-P-1048
106.363 (4.188")	J	184.15 (7.25")	158.75 (6.25")	88.90 (3.50")	130.76 (5.15")	QD-J-1064
106.363 (4.188")	M	228.60 (9.00")	200.03 (7.88")	139.70 (5.50")	165.10 (6.50")	QD-M-1064
106.363 (4.188")	N	260.35 (10.25")	215.90 (8.50")	168.28 (6.63")	177.80 (7.00")	QD-N-1064
106.363 (4.188")	P	298.45 (11.75")	254.00 (10.00")	193.68 (7.63")	209.55 (8.25")	QD-P-1064
107.950 (4.250")	J	184.15 (7.25")	158.75 (6.25")	88.90 (3.50")	130.76 (5.15")	QD-J-1080
107.950 (4.250")	M	228.60 (9.00")	200.03 (7.88")	139.70 (5.50")	165.10 (6.50")	QD-M-1080
107.950 (4.250")	N	260.35 (10.25")	215.90 (8.50")	168.28 (6.63")	177.80 (7.00")	QD-N-1080
107.950 (4.250")	P	298.45 (11.75")	254.00 (10.00")	193.68 (7.63")	209.55 (8.25")	QD-P-1080
109.538 (4.313")	J	184.15 (7.25")	158.75 (6.25")	88.90 (3.50")	130.76 (5.15")	QD-J-1095
109.538 (4.313")	M	228.60 (9.00")	200.03 (7.88")	139.70 (5.50")	165.10 (6.50")	QD-M-1095
109.538 (4.313")	N	260.35 (10.25")	215.90 (8.50")	168.28 (6.63")	177.80 (7.00")	QD-N-1095
109.538 (4.313")	P	298.45 (11.75")	254.00 (10.00")	193.68 (7.63")	209.55 (8.25")	QD-P-1095
111.125 (4.375")	J	184.15 (7.25")	158.75 (6.25")	88.90 (3.50")	130.76 (5.15")	QD-J-1111
111.125 (4.375")	M	228.60 (9.00")	200.03 (7.88")	139.70 (5.50")	165.10 (6.50")	QD-M-1111
111.125 (4.375")	N	260.35 (10.25")	215.90 (8.50")	168.28 (6.63")	177.80 (7.00")	QD-N-1111
111.125 (4.375")	P	298.45 (11.75")	254.00 (10.00")	193.68 (7.63")	209.55 (8.25")	QD-P-1111
112.713 (4.438")	J	184.15 (7.25")	158.75 (6.25")	88.90 (3.50")	130.76 (5.15")	QD-J-1127
112.713 (4.438")	M	228.60 (9.00")	200.03 (7.88")	139.70 (5.50")	165.10 (6.50")	QD-M-1127
112.713 (4.438")	N	260.35 (10.25")	215.90 (8.50")	168.28 (6.63")	177.80 (7.00")	QD-N-1127
112.713 (4.438")	P	298.45 (11.75")	254.00 (10.00")	193.68 (7.63")	209.55 (8.25")	QD-P-1127
114.300 (4.500")	J	184.15 (7.25")	158.75 (6.25")	88.90 (3.50")	130.76 (5.15")	QD-J-1143
114.300 (4.500")	M	228.60 (9.00")	200.03 (7.88")	139.70 (5.50")	165.10 (6.50")	QD-M-1143
114.300 (4.500")	N	260.35 (10.25")	215.90 (8.50")	168.28 (6.63")	177.80 (7.00")	QD-N-1143
114.300 (4.500")	P	298.45 (11.75")	254.00 (10.00")	193.68 (7.63")	209.55 (8.25")	QD-P-1143
115.888 (4.563")	J	184.15 (7.25")	158.75 (6.25")	88.90 (3.50")	130.76 (5.15")	QD-J-1159
115.888 (4.563")	M	228.60 (9.00")	200.03 (7.88")	139.70 (5.50")	165.10 (6.50")	QD-M-1159
115.888 (4.563")	N	260.35 (10.25")	215.90 (8.50")	168.28 (6.63")	177.80 (7.00")	QD-N-1159
115.888 (4.563")	P	298.45 (11.75")	254.00 (10.00")	193.68 (7.63")	209.55 (8.25")	QD-P-1159
117.475 (4.625")	J	184.15 (7.25")	158.75 (6.25")	88.90 (3.50")	130.76 (5.15")	QD-J-1175
117.475 (4.625")	M	228.60 (9.00")	200.03 (7.88")	139.70 (5.50")	165.10 (6.50")	QD-M-1175
117.475 (4.625")	N	260.35 (10.25")	215.90 (8.50")	168.28 (6.63")	177.80 (7.00")	QD-N-1175
117.475 (4.625")	P	298.45 (11.75")	254.00 (10.00")	193.68 (7.63")	209.55 (8.25")	QD-P-1175
119.063 (4.688")	M	228.60 (9.00")	200.03 (7.88")	139.70 (5.50")	165.10 (6.50")	QD-M-1191
119.063 (4.688")	N	260.35 (10.25")	215.90 (8.50")	168.28 (6.63")	177.80 (7.00")	QD-N-1191
119.063 (4.688")	P	298.45 (11.75")	254.00 (10.00")	193.68 (7.63")	209.55 (8.25")	QD-P-1191
120.650 (4.750")	M	228.60 (9.00")	200.03 (7.88")	139.70 (5.50")	165.10 (6.50")	QD-M-1207
120.650 (4.750")	N	260.35 (10.25")	215.90 (8.50")	168.28 (6.63")	177.80 (7.00")	QD-N-1207
120.650 (4.750")	P	298.45 (11.75")	254.00 (10.00")	193.68 (7.63")	209.55 (8.25")	QD-P-1207
122.238 (4.813")	M	228.60 (9.00")	200.03 (7.88")	139.70 (5.50")	165.10 (6.50")	QD-M-1222
122.238 (4.813")	N	260.35 (10.25")	215.90 (8.50")	168.28 (6.63")	177.80 (7.00")	QD-N-1222
122.238 (4.813")	P	298.45 (11.75")	254.00 (10.00")	193.68 (7.63")	209.55 (8.25")	QD-P-1222
123.825 (4.875")	M	228.60 (9.00")	200.03 (7.88")	139.70 (5.50")	165.10 (6.50")	QD-M-1238
123.825 (4.875")	N	260.35 (10.25")	215.90 (8.50")	168.28 (6.63")	177.80 (7.00")	QD-N-1238
123.825 (4.875")	P	298.45 (11.75")	254.00 (10.00")	193.68 (7.63")	209.55 (8.25")	QD-P-1238

 Stocked or Short Delivery

 Usually Available Short Delivery

 Long delivery or not in current production

\* Large Minimum Quantities

\*\* Available only while stock lasts

# QD Bushings (USA Style)

All dimensions are shown as mm (inches)

Bore	Series	Flange OD (D)	Bolt Circle Dia.	Bush Length (E)	Large End OD (B)	Part Number
125.413 (4.938")	M	228.60 (9.00")	200.03 (7.88")	139.70 (5.50")	165.10 (6.50")	QD-M-1254
125.413 (4.938")	N	260.35 (10.25")	215.90 (8.50")	168.28 (6.63")	177.80 (7.00")	QD-N-1254
125.413 (4.938")	P	298.45 (11.75")	254.00 (10.00")	193.68 (7.63")	209.55 (8.25")	QD-P-1254
127.000 (5.000")	M	228.60 (9.00")	200.03 (7.88")	139.70 (5.50")	165.10 (6.50")	QD-M-1270
127.000 (5.000")	N	260.35 (10.25")	215.90 (8.50")	168.28 (6.63")	177.80 (7.00")	QD-N-1270
127.000 (5.000")	P	298.45 (11.75")	254.00 (10.00")	193.68 (7.63")	209.55 (8.25")	QD-P-1270
128.588 (5.063")	M	228.60 (9.00")	200.03 (7.88")	139.70 (5.50")	165.10 (6.50")	QD-M-1286
128.588 (5.063")	N	260.35 (10.25")	215.90 (8.50")	168.28 (6.63")	177.80 (7.00")	QD-N-1286
128.588 (5.063")	P	298.45 (11.75")	254.00 (10.00")	193.68 (7.63")	209.55 (8.25")	QD-P-1286
130.175 (5.125")	M	228.60 (9.00")	200.03 (7.88")	139.70 (5.50")	165.10 (6.50")	QD-M-1302
130.175 (5.125")	N	260.35 (10.25")	215.90 (8.50")	168.28 (6.63")	177.80 (7.00")	QD-N-1302
130.175 (5.125")	P	298.45 (11.75")	254.00 (10.00")	193.68 (7.63")	209.55 (8.25")	QD-P-1302
131.763 (5.188")	M	228.60 (9.00")	200.03 (7.88")	139.70 (5.50")	165.10 (6.50")	QD-M-1318
131.763 (5.188")	N	260.35 (10.25")	215.90 (8.50")	168.28 (6.63")	177.80 (7.00")	QD-N-1318
131.763 (5.188")	P	298.45 (11.75")	254.00 (10.00")	193.68 (7.63")	209.55 (8.25")	QD-P-1318
133.350 (5.250")	M	228.60 (9.00")	200.03 (7.88")	139.70 (5.50")	165.10 (6.50")	QD-M-1334
133.350 (5.250")	N	260.35 (10.25")	215.90 (8.50")	168.28 (6.63")	177.80 (7.00")	QD-N-1334
133.350 (5.250")	P	298.45 (11.75")	254.00 (10.00")	193.68 (7.63")	209.55 (8.25")	QD-P-1334
134.938 (5.313")	M	228.60 (9.00")	200.03 (7.88")	139.70 (5.50")	165.10 (6.50")	QD-M-1349
134.938 (5.313")	N	260.35 (10.25")	215.90 (8.50")	168.28 (6.63")	177.80 (7.00")	QD-N-1349
134.938 (5.313")	P	298.45 (11.75")	254.00 (10.00")	193.68 (7.63")	209.55 (8.25")	QD-P-1349
136.525 (5.375")	M	228.60 (9.00")	200.03 (7.88")	139.70 (5.50")	165.10 (6.50")	QD-M-1365
136.525 (5.375")	N	260.35 (10.25")	215.90 (8.50")	168.28 (6.63")	177.80 (7.00")	QD-N-1365
136.525 (5.375")	P	298.45 (11.75")	254.00 (10.00")	193.68 (7.63")	209.55 (8.25")	QD-P-1365
138.113 (5.438")	M	228.60 (9.00")	200.03 (7.88")	139.70 (5.50")	165.10 (6.50")	QD-M-1381
138.113 (5.438")	N	260.35 (10.25")	215.90 (8.50")	168.28 (6.63")	177.80 (7.00")	QD-N-1381
138.113 (5.438")	P	298.45 (11.75")	254.00 (10.00")	193.68 (7.63")	209.55 (8.25")	QD-P-1381
139.700 (5.500")	M	228.60 (9.00")	200.03 (7.88")	139.70 (5.50")	165.10 (6.50")	QD-M-1397
139.700 (5.500")	N	260.35 (10.25")	215.90 (8.50")	168.28 (6.63")	177.80 (7.00")	QD-N-1397
139.700 (5.500")	P	298.45 (11.75")	254.00 (10.00")	193.68 (7.63")	209.55 (8.25")	QD-P-1397
141.288 (5.563")	N	260.35 (10.25")	215.90 (8.50")	168.28 (6.63")	177.80 (7.00")	QD-N-1413
141.288 (5.563")	P	298.45 (11.75")	254.00 (10.00")	193.68 (7.63")	209.55 (8.25")	QD-P-1413
142.875 (5.625")	N	260.35 (10.25")	215.90 (8.50")	168.28 (6.63")	177.80 (7.00")	QD-N-1429
142.875 (5.625")	P	298.45 (11.75")	254.00 (10.00")	193.68 (7.63")	209.55 (8.25")	QD-P-1429
144.463 (5.688")	N	260.35 (10.25")	215.90 (8.50")	168.28 (6.63")	177.80 (7.00")	QD-N-1445
144.463 (5.688")	P	298.45 (11.75")	254.00 (10.00")	193.68 (7.63")	209.55 (8.25")	QD-P-1445
146.050 (5.750")	N	260.35 (10.25")	215.90 (8.50")	168.28 (6.63")	177.80 (7.00")	QD-N-1461
146.050 (5.750")	P	298.45 (11.75")	254.00 (10.00")	193.68 (7.63")	209.55 (8.25")	QD-P-1461
147.638 (5.813")	N	260.35 (10.25")	215.90 (8.50")	168.28 (6.63")	177.80 (7.00")	QD-N-1476
147.638 (5.813")	P	298.45 (11.75")	254.00 (10.00")	193.68 (7.63")	209.55 (8.25")	QD-P-1476
149.225 (5.875")	N	260.35 (10.25")	215.90 (8.50")	168.28 (6.63")	177.80 (7.00")	QD-N-1492
149.225 (5.875")	P	298.45 (11.75")	254.00 (10.00")	193.68 (7.63")	209.55 (8.25")	QD-P-1492
150.810 (5.937")	P	298.45 (11.75")	254.00 (10.00")	193.68 (7.63")	209.55 (8.25")	QD-P-1508
152.400 (6.000")	P	298.45 (11.75")	254.00 (10.00")	193.68 (7.63")	209.55 (8.25")	QD-P-1524
153.988 (6.063")	P	298.45 (11.75")	254.00 (10.00")	193.68 (7.63")	209.55 (8.25")	QD-P-1540
155.575 (6.125")	P	298.45 (11.75")	254.00 (10.00")	193.68 (7.63")	209.55 (8.25")	QD-P-1556
157.163 (6.188")	P	298.45 (11.75")	254.00 (10.00")	193.68 (7.63")	209.55 (8.25")	QD-P-1572
158.750 (6.250")	P	298.45 (11.75")	254.00 (10.00")	193.68 (7.63")	209.55 (8.25")	QD-P-1588
160.338 (6.313")	P	298.45 (11.75")	254.00 (10.00")	193.68 (7.63")	209.55 (8.25")	QD-P-1603
161.925 (6.375")	P	298.45 (11.75")	254.00 (10.00")	193.68 (7.63")	209.55 (8.25")	QD-P-1619
163.513 (6.438")	P	298.45 (11.75")	254.00 (10.00")	193.68 (7.63")	209.55 (8.25")	QD-P-1635
165.100 (6.500")	P	298.45 (11.75")	254.00 (10.00")	193.68 (7.63")	209.55 (8.25")	QD-P-1651
166.688 (6.563")	P	298.45 (11.75")	254.00 (10.00")	193.68 (7.63")	209.55 (8.25")	QD-P-1667

Stocked or Short Delivery
  Usually Available Short Delivery
  Long delivery or not in current production

\* Large Minimum Quantities

\*\* Available only while stock lasts

# QD Bushings (USA Style)

All dimensions are shown as mm (inches)

Bore	Series	Flange OD (D)	Bolt Circle Dia.	Bush Length (E)	Large End OD (B)	Part Number
168.275 (6.625")	P	298.45 (11.75")	254.00 (10.00")	193.68 (7.63")	209.55 (8.25")	QD-P-1683
169.863 (6.688")	P	298.45 (11.75")	254.00 (10.00")	193.68 (7.63")	209.55 (8.25")	QD-P-1699
171.450 (6.750")	P	298.45 (11.75")	254.00 (10.00")	193.68 (7.63")	209.55 (8.25")	QD-P-1715
173.038 (6.813")	P	298.45 (11.75")	254.00 (10.00")	193.68 (7.63")	209.55 (8.25")	QD-P-1730
174.625 (6.875")	P	298.45 (11.75")	254.00 (10.00")	193.68 (7.63")	209.55 (8.25")	QD-P-1746
176.213 (6.938")	P	298.45 (11.75")	254.00 (10.00")	193.68 (7.63")	209.55 (8.25")	QD-P-1762
177.800 (7.000")	P	298.45 (11.75")	254.00 (10.00")	193.68 (7.63")	209.55 (8.25")	QD-P-1778



Stocked or Short Delivery



Usually Available Short Delivery



Long delivery or not in current production

\* Large Minimum Quantities

\*\* Available only while stock lasts



## TIPS

Ensure you select the correct pitch designation to suit your belt. All new applications should match the belt with the same pitch pulley. For replacement applications where the correct pitch is not available see the chart below for cross compatibility of curvilinear types (GT2 and HTD).

Timing pulley stock lengths are available in a separate catalogue. These are used along with pulley flanges to make your own custom pulleys.

Taperlock pulleys must be matched with the specified taperlock bush to suit your required shaft size. USA style QD bush type pulleys may be available on request.

### Cross Compatibility of GT2 and HTD Curvilinear Belts and Pulleys

Belt Type	Pitch	Will Run On	Notes
CTD	8mm, 14mm	Not Compatible	Conti Torque Drive
HTD®	3mm, 5mm, 8mm, 14mm	GT2® & HTD®	
PolyChain® GT	5mm	GT2® & HTD®	
PolyChain® GT	8mm	Not Compatible	PolyChain Only
PolyChain® GT	14mm	HTD®	
PolyChain® GT2®	14mm	GT2® & HTD®	
PolyChain® GT HTD	14mm	HTD®	
PowerGrip® GT2®	2mm	GT2®	
PowerGrip® GT2®	3mm, 5mm, 8mm, 14mm	GT2® & HTD®	
RPP	5mm, 8mm, 14mm	GT2® & HTD®	
STD	8mm	Not Compatible	Super Torque Drive

**Gates®, GT2®, HTD®, PolyChain® and PowerGrip® are registered trademarks of Gates Corporation.**



## Distributed By

Miniature Bearings Australia  
<http://www.minibearings.com.au>  
[sales@minibearings.com.au](mailto:sales@minibearings.com.au)

Resellers: Please place your contact sticker over our details

## Avoid verbal communication

We sell an extensive range of products with varying amounts of technical data. Please assist us to provide you with accurate information by placing your orders and enquiries online or by e-mail.

# Timing Pulleys